



# CAPITAL IMPROVEMENT PROJECTS BUDGET

UNDER CONSTRUCTION



## THE CITY OF NORMAN, OKLAHOMA

FISCAL YEAR ENDING JUNE 30, 2018

FINANCIAL PLAN — FISCAL YEAR-END 2019-2022



## UNDER CONSTRUCTION

Over \$500,000,000 in public improvement projects are being constructed or nearing completion in Norman over the next 12-18 months. This intense period of construction is causing considerable upheaval, but as projects are completed, the investment that citizens have made will benefit the city for decades to come.

**ON THE COVER** (clockwise): The University of Oklahoma at Norman is nearing completion on major improvements to the Gaylord Family/Oklahoma Memorial Stadium; the Federal and Oklahoma Departments of Transportation are constructing major improvements to the Interstate 35 interchange at Lindsey Street, in conjunction with a project to widen and improve Lindsey Street from I-35 to Berry Road, partially funded by Norman General Obligation Bonds; **NORMAN FORWARD**, a citizen-initiative, 15-year, dedicated one-half percent sales tax to fund a program of quality of life improvements and facilities is paying for the construction of new Central and East Norman Library branches.

ADOPTED

FYE 2018 Capital Improvement Projects BUDGET

and

FYE 2019 - 2022 Capital Improvement Projects PLAN

City of Norman, Oklahoma

Adopted June 13, 2017

RECEIVED

JUN 28 2017

State Auditor  
and Inspector

ANNUAL BUDGET

CITY OF NORMAN



CITY COUNCIL

**MAYOR**  
Lynne Miller

**Ward 1** Greg Heiple

**Ward 5** James Chappel

**Ward 2** Aleisha Karjala

**Ward 6** Breea Clark

**Ward 3** Robert Castleberry

**Ward 7** Stephen Tyler Holman

**Ward 4** Bill Hickman

**Ward 8** Kyle Allison

Presented by:

Steven D. Lewis, City Manager

**PLANNING & BUDGET STAFF**

**Susan Connors, AICP**  
Planning and Community Development Director

**Anthony Francisco, CPFO, CTP, CPFA**  
Finance Director

**Wayne Stenis, AICP**  
Planner II

**Suzanne Krohmer, CPFO, CPFIM**  
Budget Manager

**Debbie Whitaker**  
Municipal Accountant III

**Rick Hoffstatter**  
GIS Analyst I

**Ashley Evans**  
Administrative Technician IV

**Clint Mercer, CPA, CPFO**  
Chief Accountant

**OFFICE SERVICES STAFF**

**Kris Wiard**  
Printing Services Operator II

**Jessica Wray**  
Printing Services Operator I

This document was prepared by the City of Norman, Planning & Finance Departments and printed by the City of Norman, Office Services Division.

For additional information please contact:

City of Norman Planning Department

P.O. Box 370

Norman, Oklahoma 73070

(405) 366-5431

# **THE CITY OF NORMAN**

## **OUR MISSION**

### **“WORKING TOGETHER TO DELIVER EXCEPTIONAL SERVICE”**

**To fulfill our mission, City of Norman employees pledge themselves to these values:**

#### **TEAMWORK**

We value each other's contribution and encourage teamwork.

#### **CARING**

We value service to others in a caring manner. We listen with a willingness to understand the needs of others. We respond in a friendly, helpful way.

#### **ACCOUNTABILITY**

We are responsible for our work and actions.

#### **SERVICE**

We are committed to providing exceptional service in a courteous, dependable and efficient manner.

#### **RESPECT**

We respect our differences and treat each other with understanding and dignity.

#### **FAIRNESS**

We seek to understand the needs of others. We strive for equity in the delivery of services and in the treatment of individuals.

#### **PROFESSIONALISM**

We value a knowledgeable, capable and effective organization.

#### **RESPONSIVENESS**

We value a timely response to both customer and employee.

**We believe that these values are the foundation of all our endeavors to make our community a better place now and for future generations.**



GOVERNMENT FINANCE OFFICERS ASSOCIATION

*Distinguished  
Budget Presentation  
Award*

PRESENTED TO

**City of Norman  
Oklahoma**

For the Fiscal Year Beginning

**July 1, 2016**

Executive Director

The Government Finance Officers Association of the United States and Canada (GFOA) presented a Distinguished Budget Presentation Award to the City of Norman, Oklahoma, for its annual budget for the fiscal year beginning July 1, 2016.

In order to receive this award, a governmental unit must publish a budget document that meets the program criteria as a policy document, as an operations guide, as a financial plan and as a communications device.

The award is valid for a period of one year only. We believe our current budget continues to conform to program requirements, and we are submitting it to GFOA to determine its eligibility for another award.

## **Executive Summary of the FYE 2018 Capital Improvement Projects Budget - By Fund**

### **I. Dedicated Public Safety Sales Tax Fund (15)**

Revenues to this fund derive from the Public Safety Sales Tax. The City will sell general obligation bonds and repay them with PSST as collected. Only approved projects may be funded. During FYE18, there is \$625,000 scheduled for fire apparatus replacement and \$70,000 for 1 paygo funded capital project.

### **II. Community Development Block Grant Fund (21)**

Revenues to this fund derive from Federal Government grants. The City will advance the funds and the grant program will reimburse the City based on regularly filed claims. During FYE18 there is \$182,500 for 3 capital projects.

### **III. Special Grants Fund (22)**

Revenues to this fund derive from contributions, gifts of cash, or other assets from another government or non-profit agency to and used for a specific purpose. They are budgeted as received. There is \$25,000 scheduled for 1 project in FYE18.

### **IV. Room Tax Fund (23)**

The Room Tax Fund monitors revenues and expenditures of the Guest Room Tax. There are 5 projects valued at \$365,000 budgeted in FYE18.

### **V. Water Fund (31)**

Capital projects are funded through user fees, bonds, loans and grants. Funding for capital projects in FYE 2018 totals \$18,814,000. Project expenses from the Water Fund include Water Distribution System (\$7,492,000), Water Towers (\$220,000), Water Well Improvements (\$0), Water Treatment Plant (\$125,000), Urban Service Area Water Line Repairs (\$160,000), Hot Soils Water Line Repair Program (\$100,000) and Water Projects SRF Loan (\$10,717,000). Significant impact on the operating budget is expected. Most of the impact cannot be quantified at this time. However, it is estimated that annual payments for water rights will impact the operating budget, as wells are constructed, by approximately \$11,000 per well per year. These wells will produce approximately 300,000 gallons each, which will generate potential revenue of \$124,000/well/year at \$1.14/1,000 gallons.

### **VI. Water Reclamation Fund (32)**

Funding for these projects are wastewater user fees, revenue bonds, and project specific grants. Capital project expense for 5 projects in FYE 2018 is \$735,000.

### **VII. Sewer Maintenance Fund (321)**

Funding sources derive from user fees, which include a \$5 per month sewer-maintenance rate, effective October 1 2001. A "Worst Case First" approach was implemented in FYE 2003, with the first projects addressing sewer lines in the oldest parts of Norman. Five capital projects are funded in FYE 2018 in the amount of \$4,300,000 in pay-as-you-go capital projects for repairing and replacing aging and deteriorating sewer lines, lift stations, emergency repairs, and supporting facilities. Replacement of deteriorated sewer lines should decrease infiltration and inflow into the collection system, reducing treatment costs and line maintenance costs.

### **VIII. New Development Excise Tax Fund (322)**

A new development excise tax was approved by referendum and became effective October 1, 2001. Revenues are used for constructing improvements to wastewater collection, conveyance and treatment facilities. These are for new growth (full build-out) related wastewater capital projects, including interceptor improvements and north side wastewater treatment plant environmental impact studies, as required by the Environmental Protection Agency (EPA) as part of the permitting process. In FYE 2018, no new projects are scheduled.



## **IX. Sanitation Fund (33)**

Funding sources derive from user fees. There are no new projects in FYE 2018.

## **X. Capital Fund (50)**

Anticipated revenue derives from the "capital sales tax" dedicated to capital improvements (7/10 of the second penny) - projected to be \$12.46 million new in FYE 2018. Bond projects will use \$5,814,458 of GOB. Also, \$82,500 will be transferred from the Restitutions Fund and \$150,000 is anticipated to be available from earned interest.

### **Capital Outlay**

By Council policy, 27% of the capital sales tax revenue is dedicated for capital outlay. In FYE 2018, this amounts to \$3,366,664 that will be transferred to the General Fund (10) and Westwood Fund (29) for capital outlay. An additional \$81,200 will be transferred to Westwood Fund for Golf equipment.

### **Street Maintenance**

Street maintenance continues to be a high priority. Revenue dedicated for street improvements by formula is 25% of the capital sales tax. In FYE 2018, \$2,440,377 is budgeted for alley repair, asphalt and concrete pavement maintenance, asphalt paver patch, concrete valley gutter, crack seal, force account drainage materials, and rural road improvements. In FYE 2018, an additional \$289,746 will be transferred to the General Fund for force account labor for these projects.

### **Maintenance of Existing Facilities**

Maintenance of existing facilities is to preserve existing facilities and prevent/postpone need for major capital expenditures. Revenue dedicated for facility maintenance by formula is 5% of the capital sales tax and \$82,500 from the Restitutions Fund. In FYE 2018, \$443,250 is budgeted in individual projects.

### **Other Capital Projects**

Other capital project expenses include \$6,581,683 for projects, \$1,203,552 for salaries & benefits and \$16,499 for Services & Maintenance. Major project categories include Transportation (\$2,206,632), Buildings and Grounds (\$2,465,000), Parks and Recreation (\$30,000) and Drainage (\$660,000).

### **GOB Projects - 2005**

On March 29, 2005, voters approved the sale of general obligation bonds (GOB) to implement twelve capital projects. All projects are complete. The remaining was appropriated in FYE17 for additional authorized improvements.

### **GOB Projects - 2010**

On March 2, 2010, voters approved \$19 million in street projects and \$3.2 million for the Outdoor Warning System. Property tax is the authorized funding source. The projects are complete for less than the budget. In FYE 2017 the remaining is appropriated for additional authorized improvements.

### **GOB Projects - 2012**

On August 18, 2012, voters approved \$42,575,000 in major street and bridge projects. Property tax is the authorized funding source. Some of these expenses have been approved in amendments to the Budget. There is \$666,137 scheduled in FYE 2018. The remaining expenses are scheduled in FYE 2019 through FYE 2021 to complete the program.

### **GOB Projects - 2016**

On April 5, 2016, voters approved \$25,360,000 in street maintenance projects. General obligation bonds will be sold with a temporary sales tax as the funding source. There is \$5,148,321 scheduled in FYE 2018. The remaining expenses are scheduled in FYE 2019 through FYE 2022 to complete the program.

Capital projects will affect the General Fund operating budget. Facility/infrastructure improvements and replacements are built to higher standards, and should reduce maintenance expenses, increase efficiency and increase safety (i.e. the

Maintenance of Existing Facilities set-aside, Building Maintenance Projects, etc.). However, there will be a gradual but cumulative demand to maintain more traffic control facilities, buildings and parks in future years.

**XI. Norman Forward Sales Tax Fund (51)**

NORMAN FORWARD is a quality of life initiative proposed by community groups and residents. On October 13, 2015 voters authorized a ½ cent temporary (15 years) sales tax to fund the projects. Collection began January 1, 2016. Some of the projects will be funded on a pay as you go basis. Some of the projects are of higher importance and greater costs, and therefore require borrowing funds through general obligation bonds. In FYE 2018, \$21,600,900 of bond funded projects are scheduled, and \$2,040,000 of paygo funded projects are scheduled. The individual projects' impacts on the operating budget may be significant because they are new facilities.

**XII. Park Land and Development Fund (52)**

Revenues derive from land development and vary according to the growth rate. Typically, projects appear before Council for budgeting when sufficient development occurs to warrant improvements and sufficient funds collected to pay for the improvements. In FYE 2018, there are no new projects.

**XIII. University North Park Tax Increment Finance District Fund (57)**

The purpose of the University North Park TIF (TIF #2) is to facilitate development and improvements in the University North Park Area, in accordance with the Oklahoma Constitution and Local Development Act. City Council and property owners identified projects to fund. The continuation of 1 capital project is shown in FYE 2018 for \$624,983. Any additional new projects will be presented to Council for approval as they are identified.

**XIV. Arterial Road Recoupment Fund (78)**

The Arterial Road Recoupment Fund's purpose is to act as a revolving fund to match private funds in constructing arterial roads, in an effort to prevent dangerous gaps. As land is developed, developers are required to construct or fund the widening of the adjacent arterial roads that serve their subdivision. Because it is rare that all adjacent land develops at the same time, the resulting scenario is unimproved road segments, or gaps. In effect, the directional lanes would be two lanes, then one lane, then two lanes, such that dangerous driving conditions occur. The intent is that development pay its way when it (recoupment district) develops. Initial funding of this program was from the Capital Fund. Future revenues will reimburse this fund as a revolving source for this program. In FYE 2018, no new project budgets are scheduled.

## TABLE OF CONTENTS

<b>Overview</b>	1
<b>Designated Public Safety Sales Tax Fund 15</b>	
Assumptions	6
Fund Summary	7
Summary Project Table	8
Project Sheets	9
<b>Community Development Block Grant Fund 21</b>	
Assumptions	11
Fund Summary	12
Summary Project Table	13
Project Sheets	13a
<b>Special Revenue Fund 22</b>	
Assumptions	14
Fund Summary	15
Summary Project Table	16
Project Sheets	17
<b>Room Tax Fund 23</b>	
Assumptions	19
Fund Summaries	20
Summary Project Table	21
Project Sheets	22
<b>Water Fund 31</b>	
Assumptions	27
Fund Summary	28
Summary Project Table	29
Project Sheets	31
<b>Water Reclamation Fund 32</b>	
Assumptions	68
Fund Summary	69
Summary Project Table	70
Project Sheets	71
<b>Sewer Maintenance Fund 321</b>	
Assumptions	81
Fund Summary	82
Summary Project Table	83
Project Sheets	84
<b>New Development Excise Tax Fund 322</b>	
Assumptions	94
Fund Summary	95
Summary Project Table	96
Project Sheets	97
<b>Sanitation Fund 33</b>	
Assumptions	100
Fund Summary	101
Summary Project Table	102
<b>Capital Fund 50</b>	
Assumptions	103
Fund Summary	105
Summary Project Table	106
Project Sheets	112
<b>Norman Forward Sales Tax Fund 51</b>	
Assumptions	204
Fund Summary	205
Summary Project Table	206
Project Sheets	207


<b>Park Land and Development Fund 52</b>	
Assumptions	226
Fund Summary	227
Summary Project Table	228
<b>University North Park TIF Fund 57</b>	
Assumptions	229
Fund Summary	230
Summary Project Table	231
Project Sheets	232
<b>Arterial Road Recoupment Fund 78</b>	
Assumptions	233
Fund Summary	234
Summary Project Table	235
<b>Appendix</b>	<b>236</b>
Figure 1 - Ward Map	
Figure 2 - Street Maintenance & Transportation Projects	
Figure 3 - Utility Projects	
Figure 4 - Other Capital Projects	
Figure 5 - 2012 General Obligation Bond Projects	
Figure 6 - 2016 General Obligation Bond Projects	
Table of Unprogrammed Capital Projects	
Glossary of Terms and Acronyms	



**UNDER CONSTRUCTION**



# Overview



**City of Norman  
Lindsey Street Project**

## OVERVIEW OF THE CAPITAL IMPROVEMENTS PLAN

### 1. PLANNING

The Capital Improvements Plan (CIP) is the schedule established by the City of Norman that identifies the major improvement projects and schedules them to fit its fiscal capabilities for five years into the future. Annual reviews are made of the capital improvement projects budget and plan, and the plan is extended one year, to maintain a six-year schema.

Capital Projects generally cost more than \$10,000, are relatively fixed or permanent in nature and have an expected life of more than five years. Such projects consist of the construction of a new, expanded or improved tangible asset, which is physically fixed. Major projects normally require more than one fiscal year to complete. Contracted services for design, land acquisition, utility relocations and construction may be required. Examples include land purchase, new buildings, building additions, street improvements, utility line improvements, parks and playgrounds, and major drainage channel improvements.

Capital Outlay, on the other hand, is an expenditure directed towards maintaining or purchasing new or replacing tangible assets which themselves have expected life spans of one to five years. Expenses are generally one-time and occur within a single budget year. Examples include the purchase of vehicles and equipment.

The CIP maintains a multi-year time frame. Information is updated annually in conjunction with the budget process. Prior years' actual project expenditures are included. The first year shown is the budget for the active fiscal year. The second year is the next fiscal year, for which an official annual budget is being prepared. The remaining four years are projections of anticipated revenues and expenses based on estimated needs and priorities.

Capital projects originate at virtually any point in time and from a variety of sources. Any citizen, organization, Board or Commission may submit requests to Council at any time. Also, special studies and master plans for various city services (such as wastewater, water, parks and recreation, or transportation) culminate at various times, usually resulting in recommended capital projects, including operating impact, scheduling, and revenue sources. If Council determines sufficient need and/or funds exist, then the Capital Budget and/or Plan may be amended. Otherwise, the annual planning and budgeting process begins in the Fall of each year.

### 2. BUDGETING

The Capital Improvements Budget follows the Oklahoma Municipal Budget Act. The budget is organized according to Enterprise Funds, which are described throughout this document. This is a multi-year program, identifying total project expenses related to a particular project. Past actual expenses are included, however, the first single year is the active fiscal year. After the end of this fiscal year, both the encumbered and unencumbered budgeted amounts automatically roll into the following fiscal year's budget to maintain funding continuity, until the projects are individually closed. The second single year is the additional new funding for the upcoming fiscal year's budget. The remaining years constitute a plan.

The Municipal Budget Act authorizes optional (effective July 1, 2006) nonfiscal budgeting for capital expenses. "*Encumbrances for funds whose sole purpose is to account for grants and capital projects and/or any unexpended appropriation balances may be considered nonfiscal and excluded from the budget by the governing body, but shall be reappropriated to the same funds, accounts and for the same purposes for the successive fiscal year, unless the grant, project or purpose is designated or declared closed or completed by the governing body.*" (11 O.S., Section 17-206, D.). In other words, once appropriated, a budget (encumbered and unencumbered balances) could automatically carry over from one fiscal year to the next until that project is either completed, its budget spent, or the project declared closed. It would no longer be necessary for Council to reconcile and reappropriate unencumbered fund balances for capital project accounts, but only to declare when a grant, project or purpose is closed or completed. This policy was adopted by Council beginning with the FYE 2010 budget.

During the Fall, Council and Staff begin reviewing the status of capital project implementation and the need to incorporate adjustments or amendments to policy, priorities, scope or costs. Typically Council holds this initial review in November. A first draft proposal for a new CIP is prepared for Council's consideration and comment in February. In response, revisions are prepared and a fiscally responsible multi-year plan is prepared. Additional Council study sessions are held during March, April and May for recommendations and adjustments. A public hearing is then held at a regularly scheduled Council meeting. When adopted in June, the first year becomes the fiscal year budget and the remaining years constitute the projected Capital Improvements Plan.

### 3. IMPLEMENTATION

With City approval and/or funding available, project managers pursue the necessary steps to implement the approved projects. Each quarter, written reports are submitted to Council and the public about the status and progress of projects.

## ANNUAL BUDGET

Typically there are four implementation stages. Design of the improvement is accomplished by a qualified professional and requires proper selection procedures (this may be staff or consultant). Right-of-way acquisition must provide fair treatment of the owner's rights and use of public funds, and sometimes involves hiring of consultant services. Utility relocations involve both City and non-city owned "public" and private facilities and requires coordination of work space and scheduling. Finally, facility construction requires fair selection of contractors, traffic management, inspections, and approvals throughout the period of construction.

When projects anticipate outside funding (such as grants, transportation matching funds, private donations) there are additional requirements of the City. Outside revenues usually are limited to certain types of expenses, with the City responsible for the remainder. Schedules and costs are affected by such things as the availability of grants, results of plan reviews, differing construction standards, and specific property acquisition procedures.

#### **4. 2025 LAND USE AND TRANSPORTATION PLAN POLICY**

General Policies were determined through an extensive citizen participation process and Council action; and documented in the long range general plan for the City. The overall GOAL is to implement City Council public service policies as defined in the 2025 PLAN adopted by Council. It also serves as the basis for infrastructure master plans (i.e., water, wastewater, drainage, parks, et. al).

- a. In summary, the 2025 PLAN establishes the following goals related to capital improvements:
  - Goal 1 – Affirmatively and responsibly manage the location of growth in Norman based on available public services and environmental suitability of the land for development.
  - Goal 2 – Utilize the provision of infrastructure in supporting and influencing growth into areas most suitable for development.
  - Goal 3 - Encourage and support diversified housing types and densities in order to serve different income levels, family structures and ownership.
  - Goal 4 – Enhance the quality of economic growth in the City by attracting high technology-related industries that have low environmental impacts.
  - Goal 5 – Retain the distinct character of rural Norman and protect the environmentally sensitive Little River Drainage Basin.
  - Goal 6 – Develop and maintain a greenbelt system for Norman.
  - Goal 7 - Continue efforts to promote the enhancement and stability of the core area.
- b. Land use patterns (industrial parks/corridors, commercial nodes, neighborhood units, tourist commercial nodes, suburban large lot development, etc.) designated in the 2025 PLAN, as well as environmental and natural resource protection, topography, geology and geography, shall determine design, capacities and location of facilities.
- c. Specific capital projects in the 2025 PLAN shall be considered for programming, subject to the most current review and priorities of City Council.
- d. Utility System Master Plans (i.e., Water, Wastewater, Drainage, Parks, Greenways, et al) shall be utilized to designate the provision of all major City of Norman utility systems in advance of demand, based on projected population, innovative practices, and the Development Sector concept (drainage sub-basins).
- e. All available funding sources shall be used to provide basic public utility services, including utility districts, grants and loans, general obligation bonds, revenue bonds, private participation, intergovernmental agreements, tax increment financing districts, et al.

#### **5. GENERAL PROGRAMMING ASSUMPTIONS**

The following assumptions also affect the Capital Improvements Plan:

- a. The City will have enough of the right kind of personnel to accomplish approved projects or effectively manage contractors.
- b. Priorities will change periodically based on programming factors such as available funding, emergency situations, shifts in City policies or strategies, regional or national economics, unforeseen opportunities, incorrect assumptions, project scope, federal or state regulations.
- c. The purpose of projects significantly affects the timing of construction. Factors influencing timing of a project include any of the following:
  - community activity external to capital program management - land development requiring city services, peak hour demand on the water system;
  - federal or state regulations - EPA and ODEQ wastewater treatment effluent standards;
  - emergencies - special events, storms, drought, infrastructure failure; and

- physical dependence of one project on another - sewage collection lines dependent on interceptors, and sewer/water lines under streets that are both scheduled for improvement.
- d. Projects that started in a phased manner are high priority for continued funding. The first priority in this category are those being funded by general obligation or revenue bonds, because the funds must be spent within a specified time period after sale and there is an obligation to the voters and higher governments to finish these as soon as practical.
- e. The Capital Projects Plan shall act as a guide and shall be annually reviewed, updated, and incorporated into Capital Budgets.
- f. Once Council approves budgets, the funds will remain as commitments unless Council acts otherwise or the projects are closed.
- g. Cost under-runs will be determined, as individual projects are closed. Project managers make written requests to:
  - Declare when a project has been completed, and
  - Release unused funds for other uses by closing them.
- h. Project budget transfers shall follow the City's Account Transfer Manual.
- i. The CIP will primarily be a "pay-as-you-go" (PAYGO) effort incorporating debt financing and private funds as appropriate.
- j. Enterprise Funds shall finance related capital projects. If revenues are insufficient, it may be necessary to request voters to increase user fees and/or authorize revenue bonds.
- k. The Capital Fund (funded by 70% of the second cent sales tax) will pay for capital project needs which are not associated with enterprise revenues or which require supplemental funding.
- l. Each year, the Capital Budget will attempt to include funds for capital needs of all related services.
- m. The completion of arterial streets with existing paving gaps shall be a high priority, and scheduled within the Arterial Road Recoupment Fund when possible.
- n. A sound financial program to maintain and upgrade existing section line roads shall be included.
- o. The future impact on the operating budget is an important consideration when evaluating capital projects because it may be necessary to adjust those funds. Operating budget impact comments are included on each project sheet. In most instances, it is difficult to predict the dollar impact, so the following general categories are used: "positive" (will either generate some revenue to offset expenses or will reduce operating costs), "negligible" (operating expenses will increase no more than about \$10,000 per year), "slight" (operating expenses will increase between about \$10,001 & \$50,000 per year), "moderate" (operating expenses will increase between about \$50,001 & \$100,000 per year), or "high" (operating expenses will increase more than about \$100,001 per year).

**6. AMENDMENTS**

In order for the five-year Capital Improvement Plan to remain a useful guide for public and private investment, it is necessary that it be flexible. City Council is the only body that can amend the CIP. Major reasons for amendments include the following:

- a. Change of Council policy,
- b. Annual budgeting process,
- c. Rescheduling approved projects,
- d. Adding new projects,
- e. Deleting projects,
- f. Changing the scope of approved projects,
- g. Changing financial assumptions or revenue projections, or
- h. Changing the 2025 LAND USE AND TRANSPORTATION PLAN.

All amendments shall be justified by incorporating:

- a. Detailed project description,
- b. Justification; and
- c. Funding.



**7. FYE 2018 CAPITAL IMPROVEMENTS PROJECTS BUDGET**

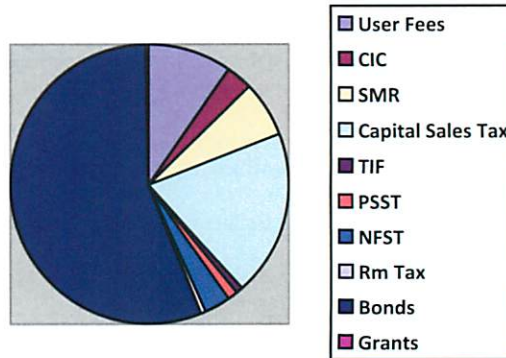
The FYE 2018 CIP includes revenues from several sources and expenditures for various purposes. The first chart illustrates sources of revenues expected in FYE 2018 for spending on capital improvement projects. The second chart illustrates expenses for capital projects.

This chart reflects anticipated revenues from all sources that are available in FYE 2018 for capital projects. Most revenue sources are earmarked for specific purposes and are not available for anything else. Only revenues needed to meet FYE 2018 needs are shown, but are not typically equal for any given fiscal year.

Bonds provide the greatest proportion of revenue for capital projects at 56%, followed by Capital Sales Tax at 19% and User Fees at 10%. Smaller amounts are derived from the other sources.

**Sources of Revenue - All Capital Projects**

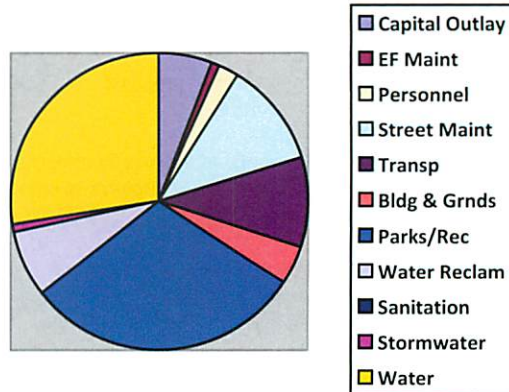
User Fees	\$6,840,109	9.99%
Capital Improvement Charge	2,074,391	3.03%
Sewer Maintenance Rate	4,300,000	6.28%
Capital Sales Tax	13,190,420	19.26%
Tax Increment Financing	624,983	0.91%
Public Safety Sales Tax	695,000	1.02%
Norman Forward Sales Tax	2,040,000	2.98%
Room Tax	365,000	0.53%
Bonds	38,132,358	55.69%
Grants	207,500	0.30%
	<b>\$68,469,761</b>	<b>100.00%</b>



Due to the nature of capital projects, expenses may not occur in the year proposed, and balances may be carried forward, because most project expenses occur over several fiscal years. However, this chart represents new budget requests for FYE 2018 only. The greatest shares are scheduled for Parks and Recreation at 30%, Water at 27%, Street Maintenance at 11% and Transportation at nearly 10%.

**Expenditures by Purpose - All Funds**

Capital Outlay	\$4,072,864	5.95%
Maint of Existing Facilities	694,250	1.01%
Personnel & Services	1,509,797	2.20%
Street Maintenance	7,661,198	11.19%
Transportation	6,568,652	9.59%
Buildings & Grounds	2,770,000	4.04%
Parks & Recreation	20,785,000	30.35%
Water Reclamation	4,954,000	7.23%
Sanitation	0	0.00%
Stormwater	660,000	0.96%
Water	18,814,000	27.47%
	<b>Total \$68,489,761</b>	<b>100.00%</b>

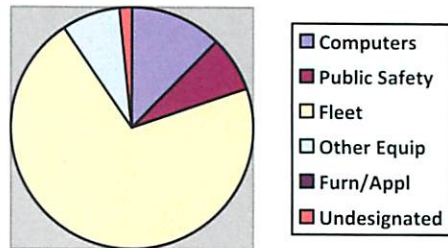


Capital Outlay for non-enterprise related services are funded from the Capital Penny sales tax in Fund 50. By policy, Council annually designates 27% of the projected new Capital Penny revenue. Enterprise related capital outlay expenses are funded with enterprise sources. Included is a reserve for the Senior Citizens Center of \$250,000 from Fund 50, in addition to the \$11,770 reserved in FYE2017.

In FYE 2018, the largest portion of Capital Outlay Expenditures is for Fleet/Vehicles at 71% followed by Computer related equipment at 12%. Expenditures for capital outlay from the Capital Fund include the following:

**Expenditures for Capital Outlay – Funds 50**

Computer related equipment	\$	407,600	12.11%
Public Safety equipment	\$	253,763	7.54%
Fleet/Vehicles	\$	2,383,036	70.78%
Other equipment	\$	264,000	7.84%
Furniture/Appliances/Fixtures	\$	-	0.00%
Undesignated Outlay	\$	58,265	1.73%
	\$	<u>3,366,664</u>	<u>100.00%</u>



Notes:

\*\*\* Fleet/Vehicles includes police & fire fleet

\*\* Computer includes police and fire pcs

In addition, Fund 15, Public Safety Sales Tax, includes a budget of \$625,000 for fire apparatus replacement and Capital Fund 50 will transfer \$81,200 to Westwood for vehicles.



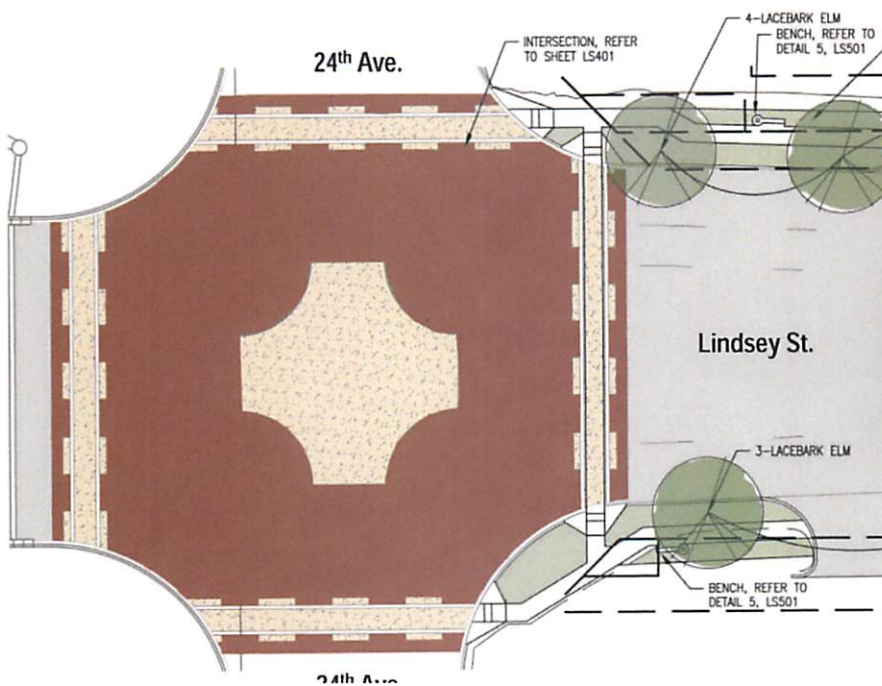
**UNDER CONSTRUCTION**



# Public Safety Sales Tax Fund

## Streetscape Elements

- Intersection Design at 24<sup>th</sup> Ave.



Cherokee Gothic shape w/ red colored brick patterns to echo campus arch styles



The intersection is stamped with a brick pattern in a red color and the center pattern in a cream color. The concrete crosswalk is also cream colored with a pattern to echo campus architectural styles and includes solid white and reflective thermoplastic lines for proper visibility.



## DESIGNATED PUBLIC SAFETY SALES TAX FUND – 15

### ASSUMPTIONS

1. This fund accounts for the proceeds of a specific revenue source that is legally restricted to expenditure for specific purposes.
2. Revenue is received in the form of special sales tax which repays a general obligation bond.
3. Projects are expected to be completed within a designated amount of time.
4. Three projects are programmed to begin in FYE18 in the amount of \$70,000 to finish the Fire Apparatus Storage Facility and \$625,000 for purchase of Fire Equipment.

## Dedicated Public Safety Sales Tax Fund Summary Fund 15

	FYE 16 ACTUAL	FYE 17 BUDGET	FYE 17 ESTIMATED	FYE 18 ADOPTED	FYE 19 PROJECTED	FYE 20 PROJECTED	FYE 21 PROJECTED	FYE 22 PROJECTED
1 Beginning Fund Balance	\$ 30,203,891	\$ 26,193,903	\$ 29,274,584	\$ 3,708,046	\$ 1,393,454	\$ (841,577)	\$ (4,841,529)	\$ (7,817,564)
2								
3 Revenues:								
4 Sales Tax - Dedicated Public Safety	\$ 9,490,442	\$ 10,021,500	\$ 9,379,000	\$ 9,613,475	\$ 9,998,014	\$ 10,397,935	\$ 10,813,852	\$ 11,246,406
5 State Use Tax - Dedicated Public Safety	461,228	448,050	448,050	461,492	475,337	489,597	504,285	519,414
6 Interest / Other Income	83,202	50,000	50,000	50,000	50,000	50,000	50,000	50,000
7								
8 Subtotal	\$ 10,034,872	\$ 10,519,550	\$ 9,877,050	\$ 10,124,967	\$ 10,523,351	\$ 10,937,532	\$ 11,368,137	\$ 11,815,820
9								
10 Bond Proceeds	-	-	-	-	-	-	-	-
11 I/F Transfer - General Fund	-	-	-	-	-	-	-	-
12 I/F Transfer - Capital Fund	-	-	-	-	-	-	-	-
13 SRO Reimbursement - NPS	-	426,837	426,837	648,694	681,129	715,185	750,944	788,492
14								
15 Subtotal	\$ -	\$ 426,837	\$ 426,837	\$ 648,694	\$ 681,129	\$ 715,185	\$ 750,944	\$ 788,492
16								
17 Total Revenue	\$ 10,034,872	\$ 10,946,387	\$ 10,303,887	\$ 10,773,661	\$ 11,204,480	\$ 11,652,717	\$ 12,119,081	\$ 12,604,312
18								
19 Expenditures:								
20 Salary / Benefits	\$ 7,594,245	\$ 7,933,800	\$ 7,933,800	\$ 8,443,059	\$ 9,008,598	\$ 9,459,028	\$ 9,931,979	\$ 10,428,578
21 Supplies/Materials	228,178	268,262	280,002	347,226	364,587	382,816	401,957	422,055
22 Services/Maintenance	183,429	255,535	348,524	278,380	292,299	306,914	322,260	338,373
23 Internal Service	144,236	149,566	149,566	110,387	115,906	121,701	127,786	134,175
24 Capital Equipment	2,398,831	790,550	2,028,759	867,827	770,493	1,499,493	1,499,493	1,499,493
25 Capital Projects	44,063	1,348,000	1,340,000	695,000	535,000	1,525,000	450,000	700,000
26 Bond Project - '16 Issue	-	20,339,253	21,455,936	-	-	-	-	-
27 Bond Issue Costs	-	-	-	-	-	-	-	-
28 Debt Service	501,506	2,333,838	2,333,838	2,346,374	2,352,628	2,357,717	2,361,641	2,369,342
29								
30 Subtotal	\$ 11,094,488	\$ 33,410,824	\$ 35,870,425	\$ 13,088,253	\$ 13,439,511	\$ 15,652,669	\$ 15,095,116	\$ 15,892,016
31								
32 Audit Adjustments/Encumbrances	(130,309)	-	-	-	-	-	-	-
33 I/F Transf - Capital Fund	-	-	-	-	-	-	-	-
34 I/F Transf - General Fund	-	-	-	-	-	-	-	-
35 I/F Transf - Rainy Day Fund	-	-	-	-	-	-	-	-
36								
37 Subtotal	\$ (130,309)	\$ -	\$ -	\$ -	\$ -	\$ -	\$ -	\$ -
38								
39 Total Expenditures	\$ 10,964,179	\$ 33,410,824	\$ 35,870,425	\$ 13,088,253	\$ 13,439,511	\$ 15,652,669	\$ 15,095,116	\$ 15,892,016
40								
41 Net Expenditures	\$ 10,964,179	\$ 33,410,824	\$ 35,870,425	\$ 13,088,253	\$ 13,439,511	\$ 15,652,669	\$ 15,095,116	\$ 15,892,016
42								
43 Net Difference	\$ (929,307)	\$ (22,464,437)	\$ (25,566,538)	\$ (2,314,592)	\$ (2,235,031)	\$ (3,999,952)	\$ (2,976,035)	\$ (3,287,704)
44								
45 Ending Fund Balance	\$ 29,274,584	\$ 3,731,466	\$ 3,708,046	\$ 1,393,454	\$ (841,577)	\$ (4,841,529)	\$ (7,817,564)	\$ (11,105,268)
46								
47 Reserves:								
48 Reserved for encumbrances	\$ 1,109,169	\$ -	\$ -	\$ -	\$ -	\$ -	\$ -	\$ -
48 Reserve for Bond Proceeds - 16 Issue	22,598,594	(8,106)	1,142,658	1,142,658	1,142,658	1,142,658	1,142,658	1,142,658
90 Reserved for PSST activities	5,566,821	3,739,572	2,565,388	250,796	(1,984,235)	(5,984,187)	(8,960,222)	(12,247,926)
51								
52 Total Reserves	\$ 29,274,584	\$ 3,731,466	\$ 3,708,046	\$ 1,393,454	\$ (841,577)	\$ (4,841,529)	\$ (7,817,564)	\$ (11,105,268)

**Dedicated Public Safety Sales Tax Project Table  
Fund 15**

Pg #	Acct No	Project Number	Project Name	FYE2017 BUDGET	FYE2017 ESTIMATE	FYE2018 BUDGET	FYE2019 PROJECTED	FYE2020 PROJECTED	FYE2021 PROJECTED	FYE2022 PROJECTED	BEYOND 5 YEARS
<b>EXPENDITURES</b>											
<b>I. Bond Funded</b>											
na	015-9523-419	BP0029	Emergency Communications Center ^	6,500,000	6,000,000	0	0	0	0	0	0
na	015-9519-419	BP0030	Emergency Communications System^	14,855,936	14,339,253	0	0	0	0	0	0
<b>SUBTOTAL BOND FUNDED</b>				<b>\$21,455,936</b>	<b>\$20,339,253</b>	<b>\$0</b>	<b>\$0</b>	<b>\$0</b>	<b>\$0</b>	<b>\$0</b>	<b>\$0</b>
<b>II. Paygo Funded</b>											
9	015-6543-422	FT0004	Fire Apparatus Replacement	540,000	540,000	625,000	535,000	1,525,000	450,000	700,000	2,225,000
10	015-9302-419	BG0064	Fire Apparatus Storage Facility	800,000	800,000	70,000	0	0	0	0	0
na	015-	FT	Fire Station 5 Reconstruction/Relocation	0	0	0	0	0	0	0	3,500,000
<b>SUBTOTAL PAYGO FUNDED</b>				<b>\$1,340,000</b>	<b>\$1,340,000</b>	<b>\$695,000</b>	<b>\$535,000</b>	<b>\$1,525,000</b>	<b>\$450,000</b>	<b>\$700,000</b>	<b>\$5,725,000</b>
<b>TOTAL PSST FUND 15 PROJECTS</b>				<b>\$22,795,936</b>	<b>\$21,679,253</b>	<b>\$695,000</b>	<b>\$535,000</b>	<b>\$1,525,000</b>	<b>\$450,000</b>	<b>\$700,000</b>	<b>\$5,725,000</b>

^ Funded with Bonds -16 Issue  
 \* closed  
 # - means unused funds to be returned to fund balance at end of fiscal year.  
 % - means budget will not be spent current fiscal year

**CITY OF NORMAN**

<b>PROJECT TITLE:</b>	Fire Apparatus Replacement	<b>PROJECT TYPE:</b>	Bldgs & GnDs		Improv.
<b>PROJ. CATEGORY:</b>	Capital Equipment	<b>PROJECT NUMBER:</b>	FT0004		
<b>DEPARTMENT:</b>	Fire	<b>ACCOUNT NUMBER:</b>	015-6543-422		
<b>MANAGER:</b>	James Fullingim	<b>BEGIN &amp; END DATES:</b>	7/1/15	to	6/30/24
<b>WARD(s):</b>	All	<b>LIFE EXPECTANCY:</b>			

**DETAILED PROJECT DESCRIPTION:**

This program is part of the PSST II election and is intended to replace major fire apparatus to maintain integrity of the fleet supporting the City's fire protection services. The following are scheduled below:

- FYE16 - Elevated Platform \$1,106,700 (015-6543-422.56-05) Bond funded
- FYE17 - Fire Engine \$540,000 (FT0004, 015-6543-422.50-05)
- FYE18 - Fire Engine \$625,000
- FYE19 - Air Supply Unit \$450,000 and Command Vehicle \$85,000
- FYE20 - Fire Engine \$675,000 and Rescue \$850,000
- FYE21 - Tanker \$450,000
- FYE22 - Fire Engine \$700,000
- FYE23 - Fire Engine \$725,000
- FYE24 - Quint \$1,500,000

**EXPENDITURE SCHEDULE through CITY Accounts by FY**

Account Number	Cost Element	TOTAL ALL FISCAL YRS	Actual Prior Years	Budget FYE 2017	FYE 2018	FYE 2019	FYE 2020	FYE 2021	FYE 2022	Beyond 5 Years
015-6543-422.50-05	Equipment	6,600,000	0	540,000	625,000	535,000	1,525,000	450,000	700,000	2,225,000
015-6543-422.56-05	Equipment	1,106,700	1,106,700	0						
		0								
		0								
		0								
		0								
<b>Total</b>		<b>7,706,700</b>	<b>1,106,700</b>	<b>540,000</b>	<b>625,000</b>	<b>535,000</b>	<b>1,525,000</b>	<b>450,000</b>	<b>700,000</b>	<b>2,225,000</b>

**OPERATING IMPACT:** negligible    Genl Fnd    new equipment will require operations and maintenance

**STATUS & COMMENTS:**

**TOTAL PROJECT BUDGET BY FUND SOURCE AND PURPOSE:**

**THIS PROJECT NEEDS ASSISTANCE FROM:**

Purpose	Fnd 15			Total
Design	6,600,000			6,600,000
ROW	0			0
Utilities	0			0
Const.	1,106,700			1,106,700
Materials	0			0
<b>Total</b>	<b>7,706,700</b>	<b>0</b>	<b>0</b>	<b>7,706,700</b>

Bldg Maint	
IT	
Pub Wks	
Utilities	
Parks	
Other	

Reimbursable Account? no

Last Update 3/2/17 ds

**ANNUAL BUDGET**

# CITY OF NORMAN

<table border="1" style="width: 100%; border-collapse: collapse;"> <tr> <td style="width: 15%;">PROJECT TITLE:</td> <td>Fire Apparatus Storage Facility</td> </tr> <tr> <td>PROJ. CATEGORY:</td> <td></td> </tr> <tr> <td>DEPARTMENT:</td> <td>Fire</td> </tr> <tr> <td>MANAGER:</td> <td>Travis King</td> </tr> <tr> <td>WARD(s):</td> <td>8</td> </tr> </table>	PROJECT TITLE:	Fire Apparatus Storage Facility	PROJ. CATEGORY:		DEPARTMENT:	Fire	MANAGER:	Travis King	WARD(s):	8	<table border="1" style="width: 100%; border-collapse: collapse;"> <tr> <td style="width: 15%;">PROJECT TYPE:</td> <td>Bldgs &amp; Gnnds</td> <td>Improv.</td> </tr> <tr> <td>PROJECT NUMBER:</td> <td colspan="2">BG0064</td> </tr> <tr> <td>ACCOUNT NUMBER:</td> <td colspan="2">015-9302-419</td> </tr> <tr> <td>BEGIN &amp; END DATES:</td> <td>7/1/17</td> <td>to 6/30/18</td> </tr> <tr> <td>LIFE EXPECTANCY:</td> <td colspan="2">50 years</td> </tr> </table>	PROJECT TYPE:	Bldgs & Gnnds	Improv.	PROJECT NUMBER:	BG0064		ACCOUNT NUMBER:	015-9302-419		BEGIN & END DATES:	7/1/17	to 6/30/18	LIFE EXPECTANCY:	50 years	
PROJECT TITLE:	Fire Apparatus Storage Facility																									
PROJ. CATEGORY:																										
DEPARTMENT:	Fire																									
MANAGER:	Travis King																									
WARD(s):	8																									
PROJECT TYPE:	Bldgs & Gnnds	Improv.																								
PROJECT NUMBER:	BG0064																									
ACCOUNT NUMBER:	015-9302-419																									
BEGIN & END DATES:	7/1/17	to 6/30/18																								
LIFE EXPECTANCY:	50 years																									

**DETAILED PROJECT DESCRIPTION:**

This building will be located at the Fire Department training grounds and will house reserve Fire Department apparatus that are still available for use in the event one of the front run engines requires repair or maintenance at Fleet. It will include additional training classroom/office space that can be used between and during training evolutions, and will also have restroom facilities and showers that are not currently available during training events.

**EXPENDITURE SCHEDULE through CITY Accounts by FY**

Account Number	Cost Element	TOTAL ALL FISCAL YRS	Actual Prior Years	Budget FYE 2017	FYE 2018	FYE 2019	FYE 2020	FYE 2021	FYE 2022	Beyond 5 Years
6201	Design	40,000			40,000					
6001	ROW	0								
6701	Utilities	0								
6101	Const	800,000		800,000						
6301	Matls	30,000			30,000					
		0								
	<b>Total</b>	<b>870,000</b>	<b>0</b>	<b>800,000</b>	<b>70,000</b>	<b>0</b>	<b>0</b>	<b>0</b>	<b>0</b>	<b>0</b>

OPERATING IMPACT: 

slight	Genl Fnd
--------	----------

**STATUS & COMMENTS:**

**TOTAL PROJECT BUDGET BY FUND SOURCE AND PURPOSE:**

**THIS PROJECT NEEDS ASSISTANCE FROM:**

Purpose	Fnd 15	Total
Design	40,000	40,000
ROW	0	0
Utilities	0	0
Const.	800,000	800,000
Materials	30,000	30,000
<b>Total</b>	<b>870,000</b>	<b>870,000</b>

Bldg Maint	yes
IT	yes
Pub Wks	no
Utilities	no
Parks	no
Other	no

Reimbursable Account? 

no
----

Last Update 2/1/17 ds

## ANNUAL BUDGET





## COMMUNITY DEVELOPMENT BLOCK GRANT FUND – 21

### ASSUMPTIONS

1. This fund accounts for the proceeds of a specific revenue source that is legally restricted to expenditure for specific purposes.
2. Revenue is received in the form of special grant reimbursement for capital projects.
3. Projects are expected to be completed in FYE17.
4. New funding of \$182,500 is proposed for FYE18 for 3 projects.

**Community Development Block Grant Fund Summary  
Fund 21**

	FYE 16 ACTUAL	FYE 17 BUDGETED	FYE 17 ESTIMATED	FYE 18 ADOPTED
1 Beginning Fund Balance	\$ 1,002,344	\$ 997,007	\$ 15,851,971	\$ 244,742
2				
3 Revenues				
4 Other Revenues	\$ -	\$ -	\$ -	\$ -
5 Grant Revenue	1,009,264	756,303	1,393,416	756,303
6 Home Grant Revenue	425,300	316,375	589,771	316,375
7 Emergency Shelter	-	-	-	-
8 CDBG-DR	648,762	699,000	16,226,913	-
9 COC Planning Grant	4,337	-	10,457	-
10 WF Transf - Capital	15,607,229	-	-	-
11				
12 Total Revenue	\$ 17,694,892	\$ 1,771,678	\$ 18,220,557	\$ 1,072,678
13				
14 Expenditures				
15 Community Development 07	\$ -	\$ -	\$ -	\$ -
16 Community Development 08	-	-	46,907	-
17 Community Development 09	-	-	56,672	-
18 Community Development 10	6,829	-	-	-
19 Community Development 11	28,528	-	16,463	-
20 Community Development 12	3,235	-	10,083	-
21 Community Development 13	4,317	-	42,199	-
22 Community Development 14	-	-	41,585	-
23 CDBG Housing 14	154,909	-	66,527	-
24 Community Development 15	145,589	-	23,024	-
25 CDBG Housing 15	77,541	-	162,201	-
26 Community Development 16	136,191	-	13,048	-
27 CDBG Housing 16	352,673	-	133,671	-
28 CDBG Public Svs 16	100,191	-	9,663	-
29 Community Development 17	-	254,107	144,999	-
30 CDBG Housing 17	-	502,196	516,466	-
31 CDBG Public Svs 17	-	-	109,908	-
32 Community Development 18	-	-	-	329,888
33 CDBG Housing 18	-	-	-	313,033
34 CDBG Public Svs 18	-	-	-	113,382
35 FY09 Home Grant	-	-	-	-
36 FY10 Home Grant	-	-	-	-
37 FY11 Home Grant	-	-	-	-
38 FY12 Home Grant	13,277	-	5,364	-
39 FY13 Home Grant	83,099	-	-	-
40 FY14 Home Grant	258,251	-	34,880	-
41 FY15 Home Grant	70,059	-	229,152	-
42 FY16 Home Grant	-	316,375	320,375	-
43 FY17 Home Grant	-	-	-	316,375
44 Emergency Shelter Grant	-	-	-	-
45 Accruals/Adjustments	178,264	-	-	-
46 COC Planning Grant	4,337	-	10,457	-
47 CDBG-DR	811,027	699,000	16,226,913	-
48				
49 Subtotal	\$ 2,428,317	\$ 1,771,678	\$ 18,220,557	\$ 1,072,678
50 WF Transf - Capital	416,948	0	15,607,229	0
51				
52 Total Expenditures	\$ 2,845,265	\$ 1,771,678	\$ 33,827,786	\$ 1,072,678
53				
54 Net Difference	\$ 14,849,627	\$ -	\$ (15,607,229)	\$ -
55				
56 Ending Fund Balance	\$ 15,851,971	\$ 997,007	\$ 244,742	\$ 244,742
57				
58 Reserves:				
59 Reserve for Contingency	15,851,971	997,007	244,742	244,742
60 Reserve for Affordable Housing	0	0	0	0
61				
62 Total Reserves	15,851,971	997,007	244,742	244,742

Community Development Block Grant Project Table  
Fund 21

Pg #	Acct No	Project Number	Project Name	FYE2017 BUDGET	FYE2017 ESTIMATE	FYE2018 BUDGET	FYE2019 PROJECTED	FYE2020 PROJECTED	FYE2021 PROJECTED	FYE2022 PROJECTED	BEYOND 5 YEARS
<b>EXPENDITURES</b>											
na	021-4000-463	GC0066	84th Ave NE: Rock Creek Rd to North End	457,600	457,600	0	0	0	0	0	0
na	021-4000-463	GC0061	84th Ave SE: Tecumseh Rd to Franklin Rd	1,163,200	1,163,200	0	0	0	0	0	0
na	021-4000-463	GC0063	96th Ave NE: Tecumseh Rd to Arrowhead D	1,163,200	1,163,200	0	0	0	0	0	0
na	021-4000-463	GC0060	108th Ave SE: Etowah to SH9	3,495,936	3,495,936	0	0	0	0	0	0
na	021-4000-463	GC0067	120th Ave NE: Tecumseh to Stella Rd	3,808,380	3,808,380	0	0	0	0	0	0
na	021-4000-463	GC0065	120th Ave SE: Etowah Rd to SH9	1,016,000	1,016,000	0	0	0	0	0	0
na	021-4000-463	GC0064	Rock Creek Rd: 108th to 120th	366,000	366,000	0	0	0	0	0	0
na	021-4000-463	GC0068	Stella Rd: 132nd Ave NE to 144th Ave NE	888,590	888,590	0	0	0	0	0	0
na	021-4000-463	GC0062	Tecumseh Rd: 84th to 120th	3,417,456	3,417,456	0	0	0	0	0	0
13a	021-4067-463	GC0072	CDBG Land Acquisition	0	0	110,000	0	0	0	0	0
13b	021-4067-463	GC0073	Acres: Findlay - Stewart	0	0	60,000	0	0	0	0	0
13c	021-4067-463	GC0074	CDBG Alley Improvements	0	0	12,500	0	0	0	0	0
<b>TOTAL CDBG FUND 21 PROJECTS</b>				<b>\$15,776,362</b>	<b>\$15,776,362</b>	<b>\$182,500</b>	<b>\$0</b>	<b>\$0</b>	<b>\$0</b>	<b>\$0</b>	<b>\$0</b>

\* closed

# - means unused funds to be returned to fund balance at end of fiscal year.

% - means budget will not be spent current fiscal year

**CITY OF NORMAN**

PROJECT TITLE:	CDBG Land Acquisition	PROJECT TYPE:	CDBG	Improv.
PROJ. CATEGORY:	Acquisition	PROJECT NUMBER:	GC0072	
DEPARTMENT:	Planning and Community Development	ACCOUNT NUMBER:	021-4067-463	
MANAGER:	Lisa Krieg	BEGIN & END DATES:	7/1/17	to 6/30/18
WARD(s):	All	LIFE EXPECTANCY:		

**DETAILED PROJECT DESCRIPTION:**

This project was developed by the Community Development Block Grant Policy Committee for inclusion in the FYE2018 Action Plan. Two separate activities will be conducted under Acquisition of Land. One activity will target through a RFP process the opportunity for one or more 501(c)(3) Not for Profit Corporations to acquire property to be used for Affordable Housing (\$102,500). The other activity will allow for again and RFP process one or more 501(c)(3) Not-for Profit Corporations to receive financial assistance to acquire property in conjunction with an established Capital Campaign for expansion of their facility (\$25,000). With each activity a Deed Restriction will be filed to insure continued use as proposed. Length of restriction is dependant on the total assistance provided.

**EXPENDITURE SCHEDULE through CITY Accounts by FY**

Account Number	Cost Element	TOTAL ALL FISCAL YRS	Actual Prior Years	Budget FYE 2017	FYE 2018	FYE 2019	FYE 2020	FYE 2021	FYE 2022	Beyond 5 Years
021-4067-463.60-01	Land	110,000	0	0	110,000					
		0								
		0								
		0								
		0								
		0								
		0								
	Fnd 21 Total	110,000	0	0	110,000	0	0	0	0	0
		0	0	0	0	0	0	0	0	0

OPERATING IMPACT:

Negligible CDBG

**STATUS & COMMENTS:**

The Community Development Block Grant Policy Committee recommended inclusion of these activities in the proposed FYE18 Action Plan. Once approved by the Norman City Council on May 9, 2017, the Action Plan will be forwarded to HUD for approval.

**TOTAL PROJECT BUDGET BY FUND SOURCE AND PURPOSE:**

Purpose	Fnd 21	Total
Design	110,000	110,000
ROW		0
Utilities	0	0
Const.	0	0
Materials		0
<b>Total</b>	<b>0</b>	<b>110,000</b>

Reimbursable Account? yes

Last Update 6/19/17

**ANNUAL BUDGET**

**CITY OF NORMAN**

PROJECT TITLE:	Acres: Findlay - Stewart	PROJECT TYPE:	CDBG	Improv.
PROJ. CATEGORY:	Street Improvements	PROJECT NUMBER:	GC0073	
DEPARTMENT:	Planning and Community Development	ACCOUNT NUMBER:	021-4067-463	
MANAGER:	Lisa Krieg	BEGIN & END DATES:	7/1/17	to 6/30/18
WARD(s):	4	LIFE EXPECTANCY:	20 years	

**DETAILED PROJECT DESCRIPTION:**

Reconstruction of Acres:Findlay - Stewart. Reconstruction will include removal of materials, base stabilization, and installation of 6" of asphalt. Work will be accomplished by the City of Norman Public Work Department/Street Maintenance Division. Work will be coordinated with the City of Norman Utilities Department/Line Maintenance Division for the replacement of the water main prior to reconstruction. CDBG will purchase all materials and provide assistance in the labor costs to these two departments.

**EXPENDITURE SCHEDULE through CITY Accounts by FY**

Account Number	Cost Element	TOTAL ALL FISCAL YRS	Actual Prior Years	Budget FYE 2017	FYE 2018	FYE 2019	FYE 2020	FYE 2021	FYE 2022	Beyond 5 Years
		0								
		0								
021-4067-463.61-08	Const	60,000			60,000					
		0								
		0								
		0								
		0								
	Fnd 21 Total	60,000	0	0	60,000	0	0	0	0	0
		0	0	0	0	0	0	0	0	0

OPERATING IMPACT:

Negligible CDBG

**STATUS & COMMENTS:**

The Community Development Block Grant Policy Committee recommended inclusion of this activity in the proposed FYE18 Action Plan. Once approved by the Norman City Council on May 9, 2017, the Action Plan will be forwarded to HUD for approval.

**TOTAL PROJECT BUDGET BY FUND SOURCE AND PURPOSE:**

Purpose	Fnd 21	Total
Design		0
ROW		0
Utilities		0
Const.	60,000	60,000
Materials		0
<b>Total</b>	0	60,000

Reimbursable Account? yes

Last Update 6/19/17

**ANNUAL BUDGET**

**CITY OF NORMAN**

PROJECT TITLE:	CDBG Alley Improvements	PROJECT TYPE:	CDBG	Improv.
PROJ. CATEGORY:	Street Improvements	PROJECT NUMBER:	GC0074	
DEPARTMENT:	Planning and Community Development	ACCOUNT NUMBER:	021-4097-463	
MANAGER:	Lisa Krieg	BEGIN & END DATES:	7/1/17	to 6/30/18
WARD(s):	4	LIFE EXPECTANCY:	20 years	

**DETAILED PROJECT DESCRIPTION:**

Reconstruction of three gravel alleys to be selected by the City of Norman Public Works Department/Street Maintenance Division to be located within the CDBG Target Area, generally described as Robinson to the North, Flood to the East, Boyd to the South, and Reed/Carter to the East. Street Maintenance Crews will be utilized for the reconstruction that will include removal of approximately 4" of existing material, stabilization of spot areas, and re-installation of 4" of gravel. CDBG will purchase all materials and provide assistance in the labor costs to the Street Maintenance Division.

**EXPENDITURE SCHEDULE through CITY Accounts by FY**

Account Number	Cost Element	TOTAL ALL FISCAL YRS	Actual Prior Years	Budget FYE 2017	FYE 2018	FYE 2019	FYE 2020	FYE 2021	FYE 2022	Beyond 5 Years
		0								
		0								
021-4097-463.61-08	Const	12,500			12,500					
		0								
		0								
		0								
		0								
	Fnd 21 Total	12,500	0	0	12,500	0	0	0	0	0
		0	0	0	0	0	0	0	0	0

OPERATING IMPACT:

Negligible CDBG

**STATUS & COMMENTS:**

The Community Development Block Grant Policy Committee recommended inclusion of this activity in the proposed FYE18 Action Plan. Once approved by the Norman City Council on May 9, 2017, the Action Plan will be forwarded to HUD for approval.

**TOTAL PROJECT BUDGET BY FUND SOURCE AND PURPOSE:**

Purpose	Fnd 21	Total
Design		0
ROW		0
Utilities	0	0
Const.	12,500	12,500
Materials		0
<b>Total</b>	<b>0</b>	<b>12,500</b>

Reimbursable Account?

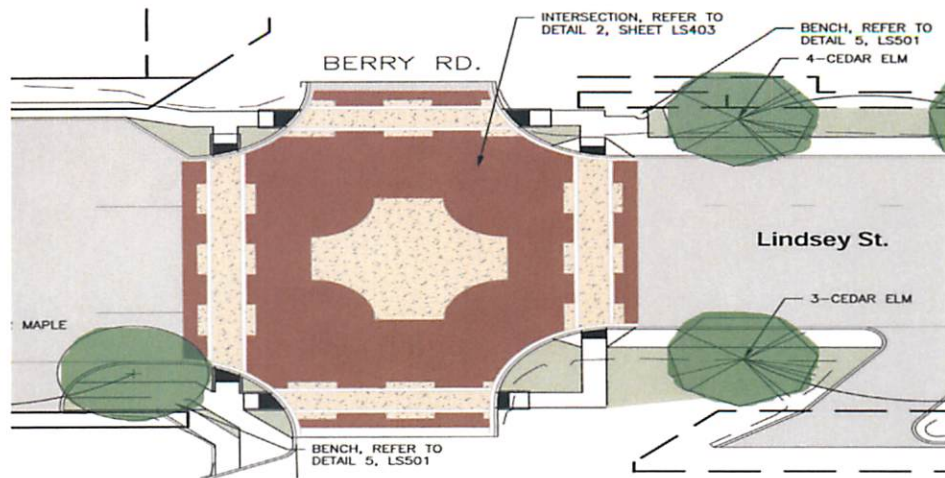
yes

Last Update 6/19/17

**ANNUAL BUDGET**

# Streetscape Elements

## Intersection Design at Berry Rd.



**UNDER CONSTRUCTION**

## Special Revenue Fund

- Street Pole Lighting
- Pedestrian Pole Lighting  
(Pedestrian lighting at bus stops)



Holophane provides state of the art LEDs and light distribution in both of the styles shown here. The picture above is the Holophane product used on Main Street in Norman.

The pictures to the left show fixtures which offer a period appearance, better representing the Cherokee Gothic style Lindsey Street is designed to. Pelco Products, Inc. provides LEDs in the pedestrian and street pole light as shown to the left.



## **SPECIAL REVENUE FUND - 22**

### **ASSUMPTIONS**

1. This fund accounts for the proceeds of specific revenue sources that are legally restricted to expenditure for specific purposes.
2. Revenues are received in the form of special grants for capital projects. Local match is typically budgeted in the fund that is its source.
3. Projects are typically completed within a short amount of time and future programming is rare.
4. Agencies approve grants at various times throughout the year.
5. One new project is proposed for the FYE 18 Capital Budget in the amount of \$25,000.

## Special Revenue Fund Summary Fund 22

	FYE 16 ACTUAL	FYE 17 BUDGET	FYE 17 ESTIMATED	FYE 18 ADOPTED
1 Beginning Fund Balance	\$ 2,758,684	\$ 2,758,684	\$ 2,333,795	\$ 2,333,795
2				
3 Revenue				
4 Okla. Highway Grant-DRE Training	\$ 48,518	\$ -	\$ -	\$ -
5 County Court DUI Fines	48,281	62,835	253,818	62,834
6 Local Law Enforcement Grant	-	-	-	-
7 JABIG /Peer/Real	-	-	-	-
8 SHPOCLG Grant	9,892	-	15,000	-
9 FEMA SafeRoom Grant	-	-	-	-
10 OK LG Arts Council	-	-	-	-
11 Highway Tree Program	-	-	-	-
12 Emergency Management Planning Grant	21,836	-	3,372	-
13 Bullet Proof Vest Grant	-	-	-	-
14 Misc. Police Grants	5,160	-	3,896	-
15 Homeland Security	81,574	-	-	-
16 Legacy Trail Improvements	-	-	574,859	-
17 Traffic & Alcohol Enforcement	85,588	-	107,097	-
18 Forestry Grant	-	-	-	-
19 Beautification / Tree Program	-	-	-	-
20 Misc. Parks/Forestry Grants	-	-	-	-
21 Firefighters Assistance	-	-	-	-
22 Jag Grant	13,783	-	16,283	-
23 Jag Recovery ARRA Grant	-	-	-	-
24 Cope Grant	-	-	-	-
25 Urban Forestry Assistant	-	-	-	-
26 FEMA Reimbursements	-	-	-	-
27 ACOG Traffic Data Grant	10,000	-	1,314,215	-
28 ACOG Misc Grant	5,155	-	-	-
29 ACOG CNG Facility Grant	-	-	100,000	-
30 ACOG Fleet Conversion	91,030	-	124	-
31 Industrial Pretreatment	-	-	-	-
32 Safe Routes to School	175,000	-	-	-
33 '911	-	-	-	-
34 Conservation Dist Grant	-	-	-	-
35 Transportation	92,981	-	-	-
36 OK Recreation Trail Fund	-	-	-	-
37 SafeRoom Grant	186,953	-	-	-
38 School Zone Improvements Grant	-	-	15,000	-
39 Saxon Park Improvements	-	-	160,000	-
40 Sutton Wilderness	-	-	160,000	-
41 Shelter Rebate - Federal	813,730	-	147,667	-
42 Main Street DT Improvements Grant	-	-	33,292	-
43 IF Transf - Capital	700,000	-	-	-
44 IF Transf - GF	-	-	-	-
45 Other Revenues/audit accruals	33,595	-	-	-
46 State HWY 9 Multi-Modal Path	-	700,000	-	-
47 Firehouse Art Center Grant	-	-	-	25,000
48				
49 Subtotal	\$ 2,420,884	\$ 782,835	\$ 2,904,623	\$ 87,834
50				
51 Total Revenue	\$ 2,420,884	\$ 782,835	\$ 2,904,623	\$ 87,834
52				
53 Expenditures				
54 DUI Enforcement	\$ 15,410	\$ 62,835	\$ 253,818	\$ 62,834
55 Okla. Highway Grant-DRE Training	48,182	-	-	-
56 JABIG /Peer/Real	-	-	-	-
57 Local Law Enforcement Grant	-	-	-	-
58 SHPOCLG Grant	9,892	-	15,000	-
59 FEMA SafeRoom Grant	-	-	-	-
60 Bullet Proof Vest Grant	-	-	-	-
61 Misc. Police Grants	5,160	-	3,896	-
62 Homeland Security	87,888	-	-	-
63 Traffic & Alcohol Enforcement	74,808	-	107,097	-
64 OK LG Arts Council/Veteran Memorial	-	-	-	-
65 Audit Adj/Encumbrances	512,823	-	-	-
66 Legacy Trail Improvements	25,141	-	574,859	-
67 Transportation	-	-	-	-
68 Safe Routes to School	-	-	-	-
69 Beautification/Tree Program	-	-	-	-
70 Urban Forestry Assistant	-	-	-	-
71 Misc Parks/Forestry Grants	-	-	-	-
72 Forestry Grant	-	-	-	-
73 Jag Grant	17,286	-	16,283	-
74 Jag ARRA	-	-	-	-
75 '911	-	-	-	-
76 Intelligence Analysis	-	-	-	-
77 Firefighter Assistance	-	-	-	-
78 Highway Tree Program-06	-	-	-	-
79 Traffic Control	15,155	-	1,314,215	-
80 I-35/Tourism Tree Planting	-	-	-	-
81 Disaster Preparedness	-	-	-	-
82 ARRA CNG Facility Grant - Fast Fill	-	-	100,000	-
83 ACOG CNG Facility Grant - Slow Fill	-	-	-	-
84 ACOG Fleet Conversion	9,940	-	124	-
85 Industrial Pretreatment	-	-	-	-
86 Emergency Management Grant	38,749	-	3,372	-
87 Disaster Preparedness Grant	-	-	-	-
88 Eastridge Park Grant	-	-	-	-
89 Saxon Park Improvements	-	-	160,000	-
90 Sutton Wilderness	-	-	160,000	-
91 Conservation Dist Grant	-	-	-	-
92 SafeRoom Grant	186,953	-	-	-
93 Shelter Rebate - Federal	813,730	-	147,667	-
94 School Zone Improvements Grant	175,000	-	15,000	-
95 Main Street DT Improvements Grant	87,840	-	33,292	-
96 State HWY 9 Multi-Modal Path	-	700,000	-	-
97 Firehouse Art Center Grant	-	-	-	25,000
98				
99 Subtotal	\$ 2,064,809	\$ 782,835	\$ 2,904,623	\$ 87,834
100 IF Transf - General	-	-	-	-
101 IF Transf - General (Pet License)	-	-	-	-
102 IF Transf - Capital	760,984	-	-	-
102				
104 Total Expenditures	\$ 2,845,773	\$ 782,835	\$ 2,904,623	\$ 87,834
105				
106 Net Difference	\$ (424,889)	\$ -	\$ -	\$ -
107				
108 Ending Fund Balance	\$ 2,333,795	\$ 2,758,684	\$ 2,333,795	\$ 2,333,795
109				
110 Reserved for County DUI Program	\$ 398,530	\$ 286,846	\$ 398,530	\$ 398,530
111 Unreserved	1,935,265	2,471,838	1,935,265	1,935,265
112				
113 Total Reserves	\$ 2,333,795	\$ 2,758,684	\$ 2,333,795	\$ 2,333,795

Special Revenue Project Table  
Fund 22

Pg #	Acct No	Project Number	Project Name	FYE2017 BUDGET	FYE2017 ESTIMATE	FYE2018 BUDGET	FYE2019 PROJECTED	FYE2020 PROJECTED	FYE2021 PROJECTED	FYE2022 PROJECTED	BEYOND 5 YEARS
<b>EXPENDITURES</b>											
na	022-9381-431	TR0105	CNG Facility Upgrades	100,000	100,000	0	0	0	0	0	0
17	022-9638-451	PR0026	Firehouse Art Center Addition	0	0	25,000	0	0	0	0	0
18a	022-	TR	Flood Multi Modal Path	0	0	0	600,000	0	0	0	0
na	022-9097-452	TR0082	Legacy Trail Multi Modal Path Extension	574,859	574,859	0	600,000	0	0	0	0
na	022-9300-431	TR0047	Main Street Downtown Improvements w Ed Enh	33,292	33,292	0	0	0	0	0	0
na	022-9082-431	TR0081	Safe Routes to School - Kennedy	15,000	15,000	0	0	0	0	0	0
na	022-9674-452	PC0003	Saxon Park Design & Improvements	160,000	160,000	0	0	0	0	0	0
na	022-9391-431	TR0073	State Highway 9 Multi-Modal Path Ph 1	600,000	600,000	0	0	0	0	0	0
na	022-5023-429	TR0107	State Highway 9 Multi-Modal Path Ph 2	700,000	700,000	0	0	0	0	0	0
18b	022-	TR	State Highway 9 Multi-Modal Path Ph 3	0	0	0	600,000	0	0	0	0
<b>TOTAL SPECIAL REVENUE FUND 22 PROJECTS</b>				<b>\$2,183,151</b>	<b>\$2,183,151</b>	<b>\$25,000</b>	<b>\$1,800,000</b>	<b>\$0</b>	<b>\$0</b>	<b>\$0</b>	<b>\$0</b>

\* closed

# - means unused funds to be returned to fund balance at end of fiscal year.

% - means budget will not be spent current fiscal year

**CITY OF NORMAN**

<b>PROJECT TITLE:</b>	Firehouse Art Center Addition	<b>PROJECT TYPE:</b>	Parks & Recreation	Improv.
<b>PROJ. CATEGORY:</b>	Parks & Recreation	<b>PROJECT NUMBER:</b>	PR0026/RT0027	
<b>DEPARTMENT:</b>	Parks and Recreation	<b>ACCOUNT NUMBER:</b>	023-9638-451/022-9638-451	
<b>MANAGER:</b>	Mitch Miles	<b>BEGIN &amp; END DATES:</b>	7/1/17	to 6/30/19
<b>WARD(s):</b>	4	<b>LIFE EXPECTANCY:</b>	50 Years	

**DETAILED PROJECT DESCRIPTION:**

For decades, the Firehouse Art Center has offered art classes and artist training for a wide variety of mediums—painting, sculpture, photography, music, drawing, performance art, ceramics, textiles, graphic arts and more. In the past decade, they have dramatically increased their youth programs in conjunction with the Norman Public Schools art education programs. Over the years, the building in Lions Park has served as the main campus for these programs. The building was built as a Fire Station in the 1940's—and was converted to an artist space in the 1970's, when a new fire station was built to replace the Lions Park station. Several improvements have been made to the space over the years; but with increased staffing and enrollment—the space is very under-sized. The Firehouse Board of Directors has proposed a project to raise funds for a building addition—and since the space is owned by the City of Norman, it would be a benefit to both parties if we could speed up the project by sharing the costs through the Room Tax Fund, as proposed here. The first year of funding would be used to hire a design firm to prepare construction documents for the project. A subsequent year would be used to fund the building project. Major improvements would include adding restrooms to the downstairs space, increasing the office space for staff, increasing gallery space for the artists and additional classroom space.

**EXPENDITURE SCHEDULE through CITY Accounts by FY**

Account Number	Cost Element	TOTAL ALL FISCAL YRS	Actual Prior Years	Budget FYE 2017	FYE 2018	FYE 2019	FYE 2020	FYE 2021	FYE 2022	Beyond 5 Years
023-9638-451.62-01	Design	25,000			25,000					
022-9638-451.62-01	Design	25,000			25,000					
6701	Utilities	0								
6101	Const	0								
6301	Matls	0								
		0								
	<b>Total</b>	<b>50,000</b>	<b>0</b>	<b>0</b>	<b>50,000</b>	<b>0</b>	<b>0</b>	<b>0</b>	<b>0</b>	<b>0</b>

**OPERATING IMPACT:**

negligible	Genl Fnd
------------	----------

**STATUS & COMMENTS:**

Proposed as a Room Tax Project. Construction-phase funding request will be finalized for FYE 2018 Budget document as design is finalized and be requested as another cost share program between the City Room Tax Fund and the Firehouse Art Center's Capital Campaign.

**TOTAL PROJECT BUDGET BY FUND SOURCE AND PURPOSE:**

Purpose	Fnd 23	Private	Other	Total
Design	25,000	25,000		50,000
ROW	0			0
Utilities	0			0
Const.	0	0	0	0
Materials	0			0
<b>Total</b>	<b>25,000</b>	<b>25,000</b>	<b>0</b>	<b>50,000</b>

Reimbursable Account? no yes

**THIS PROJECT NEEDS ASSISTANCE FROM:**

Bldg Maint	yes
IT	yes
Pub Wks	yes
Utilities	yes
Parks	
Other	no

Last Update 6/19/17

**ANNUAL BUDGET**

**CITY OF NORMAN**

PROJECT TITLE:	Flood Avenue Multi Modal Path	PROJECT TYPE:	Transp. w/ Fedl Fndg	Improv.
PROJ. CATEGORY:	Other Special Traffic Improvement Projects	PROJECT NUMBER:	TR0112	
DEPARTMENT:	Public Works	ACCOUNT NUMBER:	050-9688-431/022-9097-452	
MANAGER:	Angelo A. Lombardo	BEGIN & END DATES:	7/1/17	to 12/1/19
WARD(s):	7	LIFE EXPECTANCY:	20 Years	

**DETAILED PROJECT DESCRIPTION:**

New Multimodal Path Project along Flood Avenue, between Robinson Street and Tecumseh Road.

The project includes construction of a 10-foot wide multimodal path along the west side of Flood Avenue.

**EXPENDITURE SCHEDULE through CITY Accounts by FY**

Account Number	Cost Element	TOTAL ALL FISCAL YRS	Actual Prior Years	Budget FYE 2017	FYE 2018	FYE 2019	FYE 2020	FYE 2021	FYE 2022	Beyond 5 Years
050-9688-431.62-01	Design	70,000			70,000					0
6001	ROW	0								0
6701	Utilities	0								0
050-9688-431.61-01	Const	150,000				150,000				0
022-9097-452.61-01	Const	600,000				600,000				0
6301	Matls	0								0
	Total Fund 50	220,000	0	0	70,000	150,000	0	0	0	0
	Total Fund 22	600,000	0	0	0	600,000	0	0	0	0

OPERATING IMPACT: Negligible Genl Fnd \$5,000 per year for preventive maintenance

**STATUS & COMMENTS:**

Federal funds in the amount of \$600,000 will be sought through the Transportation Alternatives grant program administered by ACOG. These funds will need to be up fronted by the City.

**TOTAL PROJECT BUDGET BY FUND SOURCE AND PURPOSE:**

**THIS PROJECT NEEDS ASSISTANCE FROM:**

Purpose	Fnd 50	Fed. Aid	Total
Design	70,000		70,000
ROW	0		0
Utilities	0		0
Const.	150,000	600,000	750,000
Materials	0		0
<b>Total</b>	<b>220,000</b>	<b>600,000</b>	<b>820,000</b>
Reimbursable Account?	no	yes	

Bldg Maint	no
IT	no
Pub Wks	yes
Utilities	no
Parks	no
Other	yes

Last Update 6/19/17

**CITY OF NORMAN**

PROJECT TITLE:	State Highway 9 Multimodal Path (Phase 3)	PROJECT TYPE:	Transp. w/ Fedl Fndg	Improvmt.
PROJ. CATEGORY:	Other Special Traffic Improvement Projects	PROJECT NUMBER:	TR0116	
DEPARTMENT:	Public Works	ACCOUNT NUMBER:	050-9688-431/022-5023-429	
MANAGER:	Michael D. Rayburn	BEGIN & END DATES:	7/1/17	to 12/1/19
WARD(s):	5	LIFE EXPECTANCY:	20 Years	

**DETAILED PROJECT DESCRIPTION:**

This project provides the second segment of the State Highway 9 multi-modal path, between 36th Avenue SE and 48th Avenue SE.

**EXPENDITURE SCHEDULE through CITY Accounts by FY**

Account Number	Cost Element	TOTAL ALL FISCAL YRS	Actual Prior Years	Budget							Beyond 5 Years
				FYE 2017	FYE 2018	FYE 2019	FYE 2020	FYE 2021	FYE 2022		
050-9688-431.62-01	Design	80,000			80,000						
050-9688-431.61-01	Const	175,000				175,000					
022-5023-429.61-01	Const	600,000				600,000					
	Total Fund 50	255,000	0	0	80,000	175,000	0	0	0	0	0
	Total Fund 22	600,000	0	0	0	600,000	0	0	0	0	0

**OPERATING IMPACT:**

Negligible	Genl Fnd	\$5,000 per year for electricity and preventive maintenance
------------	----------	---

**STATUS & COMMENTS:**

Staff will be preparing an application requesting federal funds for 80% of the cost (\$600,000) through the Transportation Alternatives grant program administered by ACOG. The federal share will need to be up-fronted by the City for later reimbursement by ODOT.

**TOTAL PROJECT BUDGET BY FUND SOURCE AND PURPOSE:**

**THIS PROJECT NEEDS ASSISTANCE FROM:**

Purpose	Fnd 50	Fed. Aid	Total
Design	80,000		80,000
ROW	0		0
Utilities	0		0
Const.	175,000	600,000	775,000
Materials	0		0
<b>Total</b>	<b>255,000</b>	<b>600,000</b>	<b>855,000</b>

Bldg Maint	no
IT	no
Pub Wks	yes
Utilities	no
Parks	no
Other	yes

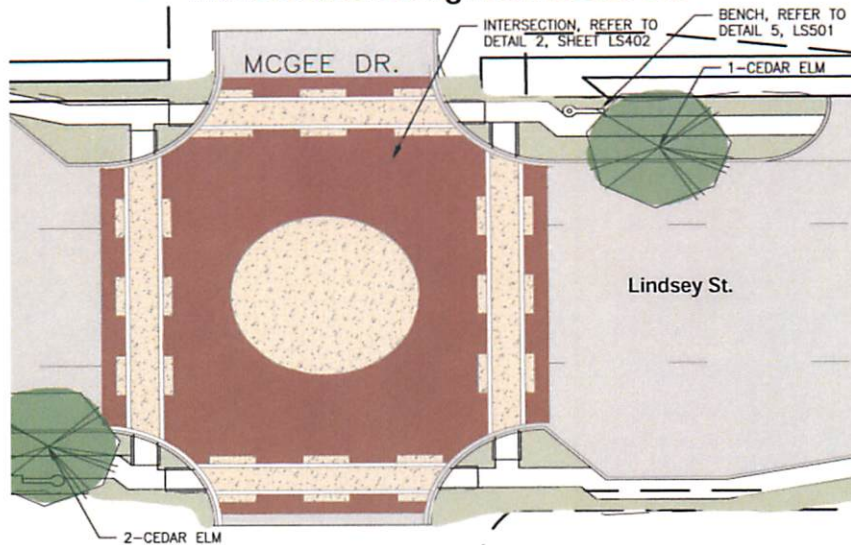
Reimbursable Account? no yes

Last Update 6/19/17

**ANNUAL BUDGET**

# Streetscape Elements

- Intersection Design at McGee Dr.



**UNDER CONSTRUCTION**

**Room Tax Fund**



**CAPITAL IMPROVEMENTS PLAN**

**ROOM TAX FUND - 23**

**ASSUMPTIONS**

1. The referendum of July 15, 1980 authorized collection and delineated disbursement of a 4% Hotel/Motel Room Tax. Approximately 25% of the Room Tax Revenues (net of Administrative Fees) are specifically to be used for visible, image enhancing projects. April 2, 2013 Voters authorized increasing the Room Tax rate to 5%.
2. Five projects are proposed for FYE18, totaling \$365,000.



## Room Tax Fund Summary Fund 23

	FYE 16 ACTUAL	FYE 17 BUDGET	FYE 17 ESTIMATED	FYE 18 ADOPTED	FYE 19 PROJECTED	FYE 20 PROJECTED	FYE 21 PROJECTED	FYE 22 PROJECTED
1 Beginning Fund Balance	\$ 488,211	\$ 444,422	\$ 505,629	\$ 24,444	\$ 5,693	\$ 34,958	\$ 358,047	\$ 668,256
2								
3 Revenues								
4 Taxes	\$ 1,625,087	\$ 1,982,750	\$ 1,745,000	\$ 1,797,350	\$ 1,851,271	\$ 1,908,809	\$ 1,964,013	\$ 2,022,933
5 Interest/Investment Income	5,529	1,500	3,250	3,250	3,250	3,250	3,250	3,250
6 VF Transf - Capital Fund	70,000	-	-	-	-	-	-	-
7								
8 Total Operating Revenues	\$ 1,900,616	\$ 1,984,250	\$ 1,748,250	\$ 1,800,600	\$ 1,854,521	\$ 1,910,059	\$ 1,967,263	\$ 2,026,183
9								
10 Expenditures								
11 Administration	\$ 95,637	\$ 99,213	\$ 57,134	\$ 72,024	\$ 55,636	\$ 57,302	\$ 59,018	\$ 60,785
12 Arts & Humanities	460,000	470,000	475,000	427,500	449,721	463,189	477,081	491,350
13 Parks Capital Projects	248,788	305,000	524,944	365,000	300,000	-	-	-
14 Conventions/Visitor Buresu	669,131	940,000	1,027,535	855,000	899,442	928,378	954,122	982,699
15 VF Transf - Westwood	203,780	77,922	77,822	99,627	120,457	142,100	164,853	193,818
16 VF Transf - Capital Fund	-	-	66,900	-	-	-	-	-
17 Carryover Encumbrances/Audit Adj.	(12,118)	-	-	-	-	-	-	-
18								
19 Total Expenditures	\$ 1,863,198	\$ 1,892,135	\$ 2,229,435	\$ 1,819,351	\$ 1,825,256	\$ 1,588,969	\$ 1,655,054	\$ 1,720,652
20								
21								
22 Net Difference	\$ 37,418	\$ 92,115	\$ (481,185)	\$ (18,751)	\$ 29,265	\$ 321,090	\$ 312,209	\$ 297,531
23								
24 Ending Fund Balance	\$ 505,629	\$ 536,537	\$ 24,444	\$ 5,693	\$ 34,958	\$ 358,047	\$ 668,256	\$ 965,787
25								
26 Reserves:								
27 Reserved for Administration	\$ -	\$ -	\$ -	\$ -	\$ -	\$ -	\$ -	\$ -
28 Reserved for Arts & Humanities	52,679	98,536	458	5,102	5,102	5,102	5,102	5,102
29 Reserved for Parks & Rec.	341,585	242,461	94,598	61,915	91,179	412,288	724,476	1,022,008
30 Reserved for Conv. & Tourism	111,365	195,542	(70,612)	(61,324)	(61,324)	(61,323)	(61,323)	(61,323)
31								
32 Total Reserves	\$ 505,629	\$ 536,537	\$ 24,444	\$ 5,693	\$ 34,958	\$ 358,047	\$ 668,256	\$ 965,787

## Room Tax Project Table Fund 23

Pg #	Acct No	Project Number	Project Name	FYE2017 BUDGET	FYE2017 ESTIMATE	FYE2018 BUDGET	FYE2019 PROJECTED	FYE2020 PROJECTED	FYE2021 PROJECTED	FYE2022 PROJECTED	BEYOND 5 YEARS
<b>EXPENDITURES</b>											
22	023-9815-451	RT0088	12th Avenue Rec Center playground	0	0	95,000	0	0	0	0	0
na	023-9050-452	RT0080	Andrews Park Rental Building A/C	22,000	22,000	0	0	0	0	0	0
23	023-9441-452	RT0089	Bicycle Skills Park	0	0	20,000	225,000	0	0	0	0
na	023-9375-452	RT0084	Citywide Disc Golf Improvements	33,094	33,094	0	0	0	0	0	0
24	023-9638-451	RT0027	Firehouse Art Center addition (match)	0	0	25,000	0	0	0	0	0
25	023-9627-451	RT0090	Historic Museum parking lot	0	0	75,000	0	0	0	0	0
na	023-9321-451	RT0079	Recreation Centers A/C (3)	74,000	74,000	0	0	0	0	0	0
na	023-9181-451	RT0086	Santa Fe Depot Renovations	39,214	39,214	0	0	0	0	0	0
na	023-9674-452	RT0081	Saxon Community Park Development	136,575	136,575	0	0	0	0	0	0
26	023-9814-452	RT0087	Sooner Theatre Seat Replace & Interiors (match)	175,000	175,000	150,000	75,000	0	0	0	0
na	023-9441-452	RT0083	Sports Complex Bleacher Replacement	37,500	37,500	0	0	0	0	0	0
na	023-9321-451	RT0085	Whittier & Irving Recreation Center Bleachers	7,561	7,561	0	0	0	0	0	0
<b>TOTAL ROOM TAX FUND 23 PROJECTS</b>				<b>\$524,944</b>	<b>\$524,944</b>	<b>\$365,000</b>	<b>\$300,000</b>	<b>\$0</b>	<b>\$0</b>	<b>\$0</b>	<b>\$0</b>

\* closed

# - means unused funds to be returned to fund balance at end of fiscal year.

% - means budget will not be spent current fiscal year

**CITY OF NORMAN**

PROJECT TITLE:	12th Avenue Recreation Center Playground	PROJECT TYPE:	Parks & Recreation	Improv.
PROJ. CATEGORY:	Parks & Recreation	PROJECT NUMBER:	RT0088	
DEPARTMENT:	Parks and Recreation	ACCOUNT NUMBER:	023-9815-451	
MANAGER:	Mitch Miles	BEGIN & END DATES:	1/7/17	to 6/30/18
WARD(s):	6	LIFE EXPECTANCY:	25 Years	

**DETAILED PROJECT DESCRIPTION:**

As our largest Recreation Facility to date, the 12th Avenue facility has become home to an increasing number of programs aimed at elementary aged children in our after school, summer, and day-camp programs. However, there is not a great deal of outdoor exercise equipment at the facility, except for a four court tennis facility, which is open to the general public during our programmed hours, as well. This project is for adding a playground with padded synthetic turf safety surfacing and a shade structure to the site both to increase the amount of places to play, and to provide more outdoor recreation beyond what is currently offered.

**EXPENDITURE SCHEDULE through CITY Accounts by FY**

Account Number	Cost Element	TOTAL ALL FISCAL YRS	Actual Prior Years	Budget FYE 2017	FYE 2018	FYE 2019	FYE 2020	FYE 2021	FYE 2022	Beyond 5 Years
023-9815-451.61-01	Const	95,000			95,000					
6001	ROW	0								
6701	Utilities	0								
6101	Const									
6301	Mats	0								
		0								
	<b>Total</b>	<b>95,000</b>	<b>0</b>	<b>0</b>	<b>95,000</b>	<b>0</b>	<b>0</b>	<b>0</b>	<b>0</b>	<b>0</b>

**OPERATING IMPACT:**

negligible	Genl Fnd
------------	----------

**STATUS & COMMENTS:**

This project was requested during the FYE 2012-2017 Capital Budget process in the Capital Fund; however it was relegated to the "Unprogrammed Capital Requests" list. Proposed now as a Room Tax Fund project.

**TOTAL PROJECT BUDGET BY FUND SOURCE AND PURPOSE:**

**THIS PROJECT NEEDS ASSISTANCE FROM:**

Purpose		Fnd 23		Total
Design				0
ROW	0			0
Utilities	0			0
Const.	0	95,000		95,000
Materials	0			0
<b>Total</b>	<b>0</b>	<b>95,000</b>	<b>0</b>	<b>95,000</b>

Bldg Maint	no
IT	no
Pub Wks	no
Utilities	no
Parks	
Other	no

Reimbursable Account? no

Last Update 6/19/17

**ANNUAL BUDGET**

**CITY OF NORMAN**

PROJECT TITLE:	Bicycle Skills Park	PROJECT TYPE:	Parks & Recreation	Improv.
PROJ. CATEGORY:	Parks & Recreation	PROJECT NUMBER:	RT0089	
DEPARTMENT:	Parks and Recreation	ACCOUNT NUMBER:	23-9441-452	
MANAGER:	James Briggs	BEGIN & END DATES:	7/1/17	to 6/30/19
WARD(s):	1	LIFE EXPECTANCY:	30 years	

**DETAILED PROJECT DESCRIPTION:**

This project proposes to design and construct a bicycle skills course on voluntary park land owned by the City at the intersection of Lindsey Street and 24th Avenue SE. The project would be the first of its kind in Norman; and would include a small parking area accessed by the paved alley which was built north of the retail strip center located in the northwest part of that intersection. All of the available land is north and west of this commercial corner. The land was a voluntary park land donation from the developer of this area back in the 1980's. There are 3 other parks located within the square mile where we are proposing this specialty park (Colonial Estates, Colonial Commons and Sunrise Parks), so we are not proposing such a park in an area where other traditional park facilities are needed. The Bicycle Advisory Committee has been seeking the creation of a skills course in urban Norman. A single-track mountain bike trail does exist out by Lake Thunderbird; however, it is more of a trail that users drive to for use.

**EXPENDITURE SCHEDULE through CITY Accounts by FY**

Account Number	Cost Element	TOTAL ALL FISCAL YRS	Actual Prior Years	Budget FYE 2017	FYE 2018	FYE 2019	FYE 2020	FYE 2021	FYE 2022	Beyond 5 Years
023-9441-452.62-01	Design	20,000			20,000					
6001	ROW	0								
6701	Utilities	0								
023-9441-452.61-01	Const	225,000				225,000				
6301	Mats	0								
		0								
	<b>Total</b>	<b>245,000</b>	<b>0</b>	<b>0</b>	<b>20,000</b>	<b>225,000</b>	<b>0</b>	<b>0</b>	<b>0</b>	<b>0</b>

OPERATING IMPACT:	negligible	Genl Fnd	
-------------------	------------	----------	--

**STATUS & COMMENTS:**

Proposed as a Room Tax project.

**TOTAL PROJECT BUDGET BY FUND SOURCE AND PURPOSE:**

**THIS PROJECT NEEDS ASSISTANCE FROM:**

Purpose	Fnd 23			Total
Design	20,000			20,000
ROW	0			0
Utilities	0			0
Const.	225,000			225,000
Materials	0			0
<b>Total</b>	<b>245,000</b>	<b>0</b>	<b>0</b>	<b>245,000</b>

Bldg Maint	no
IT	no
Pub Wks	yes
Utilities	yes
Parks	
Other	no

Reimbursable Account? no

Last Update 6/19/17

**ANNUAL BUDGET**

# CITY OF NORMAN

<b>PROJECT TITLE:</b> Firehouse Art Center Addition <b>PROJ. CATEGORY:</b> Parks & Recreation <b>DEPARTMENT:</b> Parks and Recreation <b>MANAGER:</b> Mitch Miles <b>WARD(s):</b> 4	<b>PROJECT TYPE:</b> Parks & Recreation      Improvt. <b>PROJECT NUMBER:</b> RT0027/PR0026 <b>ACCOUNT NUMBER:</b> 022-9638-451/023-9638-451 <b>BEGIN &amp; END DATES:</b> 7/1/17      to      6/30/19 <b>LIFE EXPECTANCY:</b> 50 Years
---	--

**DETAILED PROJECT DESCRIPTION:**

For decades, the Firehouse Art Center has offered art classes and artist training for a wide variety of mediums--painting, sculpture, photography, music, drawing, performance art, ceramics, textiles, graphic arts and more. In the past decade, they have dramatically increased their youth programs in conjunction with the Norman Public Schools art education programs. Over the years, the building in Lions Park has served as the main campus for these programs. The building was built as a Fire Station in the 1940's--and was converted to an artist space in the 1970's, when a new fire station was built to replace the Lions Park station. Several improvements have been made to the space over the years; but with increased staffing and enrollment--the space is very under-sized. The Firehouse Board of Directors has proposed a project to raise funds for a building addition--and since the space is owned by the City of Norman, it would be a benefit to both parties if we could speed up the project by sharing the costs through the Room Tax Fund, as proposed here. The first year of funding would be used to hire a design firm to prepare construction documents for the project. A subsequent year would be used to fund the building project. Major improvements would include adding restrooms to the downstairs space, increasing the office space for staff, increasing gallery space for the artists and additional classroom space.

**EXPENDITURE SCHEDULE through CITY Accounts by FY**

Account Number	Cost Element	TOTAL ALL FISCAL YRS	Actual Prior Years	Budget FYE 2017	FYE 2018	FYE 2019	FYE 2020	FYE 2021	FYE 2022	Beyond 5 Years
023-9638-451.62-01	Design	25,000			25,000					
022-9638-451.62-01	Design	25,000			25,000					
6701	Utilities	0								
6101	Const	0								
6301	Matls	0								
		0								
	<b>Total</b>	<b>50,000</b>	<b>0</b>	<b>0</b>	<b>50,000</b>	<b>0</b>	<b>0</b>	<b>0</b>	<b>0</b>	<b>0</b>

**OPERATING IMPACT:**

negligible	Genl Fnd	
------------	----------	--

**STATUS & COMMENTS:**

Proposed as a Room Tax Project. Construction-phase funding request will be finalized for FYE 2018 Budget document as design is finalized and be requested as another cost share program between the City Room Tax Fund and the Firehouse Art Center's Capital Campaign.

**TOTAL PROJECT BUDGET BY FUND SOURCE AND PURPOSE:**

**THIS PROJECT NEEDS ASSISTANCE FROM:**

Purpose	Fnd 23	Private	Other	Total
Design	25,000	25,000		50,000
ROW	0			0
Utilities	0			0
Const.	0	0	0	0
Materials	0			0
<b>Total</b>	<b>25,000</b>	<b>25,000</b>	<b>0</b>	<b>50,000</b>
Reimbursable Account?	no	yes		

Bldg Maint	yes
IT	yes
Pub Wks	yes
Utilities	yes
Parks	
Other	no

Last Update      6/19/17

## ANNUAL BUDGET

**CITY OF NORMAN**

PROJECT TITLE:	Historical Museum Parking Lot	PROJECT TYPE:	Parks & Recreation	Improv.
PROJ. CATEGORY:	Parks & Recreation	PROJECT NUMBER:	RT0090	
DEPARTMENT:	Parks and Recreation	ACCOUNT NUMBER:	023-9627-451	
MANAGER:	Mitch Miles	BEGIN & END DATES:	7/1/17	to 6/30/18
WARD(s):	4	LIFE EXPECTANCY:	50 Years	

**DETAILED PROJECT DESCRIPTION:**

This project is for the construction of a small parking lot on the land across the alley from the Moore-Lindsey House and Historical Museum at the corner of Acres and Peters. The lot is currently a grass area owned and maintained by the City along with the museum, and used for overflow parking for the facility. However, the City does not allow parking on non-paved surfaces; so this project would make any parking in that area follow the standard applied to all properties.

The main house underwent extensive repairs over the past five years, and this project will add the final pieces to upgrading the entire site to make it more attractive and usable to the public, as well as solve the problem of overflow parking on a legal, paved surface.

**EXPENDITURE SCHEDULE through CITY Accounts by FY**

Account Number	Cost Element	TOTAL ALL FISCAL YRS	Actual Prior Years	Budget FYE 2017	FYE 2018	FYE 2019	FYE 2020	FYE 2021	FYE 2022	Beyond 5 Years
023-9627-451.61-01	Const	75,000			75,000					
6001	ROW	0								
6701	Utilities	0								
6101	Const	0		0						
6301	Mats	0								
		0								
	<b>Total</b>	<b>75,000</b>	<b>0</b>	<b>0</b>	<b>75,000</b>	<b>0</b>	<b>0</b>	<b>0</b>	<b>0</b>	<b>0</b>

OPERATING IMPACT: 

negligible	Genl Fnd
------------	----------

**STATUS & COMMENTS:**

**TOTAL PROJECT BUDGET BY FUND SOURCE AND PURPOSE:**

**THIS PROJECT NEEDS ASSISTANCE FROM:**

Purpose	Fnd 23			Total
Design	0			0
ROW	0			0
Utilities	0			0
Const.	75,000			75,000
Materials	0			0
<b>Total</b>	<b>75,000</b>	<b>0</b>	<b>0</b>	<b>75,000</b>

Bldg Maint	no
IT	no
Pub Wks	yes
Utilities	no
Parks	
Other	no

Reimbursable Account? no

Last Update 6/19/17

**ANNUAL BUDGET**

**CITY OF NORMAN**

PROJECT TITLE:	Sooner Theatre Seat Replace & Interiors	PROJECT TYPE:	Parks & Recreation	Maint.
PROJ. CATEGORY:	Parks & Recreation	PROJECT NUMBER:	RT0087/PR0187	
DEPARTMENT:	Parks and Recreation	ACCOUNT NUMBER:	023-9814-451/050-9814-451	
MANAGER:	James Briggs	BEGIN & END DATES:	7/1/16	to 6/30/18
WARD(s):	4	LIFE EXPECTANCY:	50 Years	

**DETAILED PROJECT DESCRIPTION:**

The Sooner Theatre building is owned by the City of Norman, and leased to The Sooner Theatre, Inc.--who operate the business that produces live theatre and books national acts into the space, as well as uses the Theatre to produce children and youth theatre productions developed through The Studio of The Sooner Theatre. The building is on the National Register of Historic Places.

Since acquiring the building in the 1980's, the building's roof was replaced, the building was re-wired, dressing rooms were constructed below the stage, the orchestra pit was restored, new mechanical systems were added, the old sweet shoppe was re-built as the concession stand, sprinklers were added throughout the space, new carpeting was installed, and several of the old architectural details were re-constructed. The time has now come to do a project to totally replace the worn theatre seats with new seats in the style of the old seats from the original construction. Also, several ceiling and wall finishes are in need of repairs and minor reconstruction due to damage caused where water used to enter the building. Also, we plan to switch the interior theatrical light standards to a better location. We also need to water-proof the exterior basement walls, which will involve digging-up the alley behind the building in order to get a complete assesment of the areas where water is now entering that space. There will also be a need to re-deck the theatre stage once all other work is completed (FYE2019).

**EXPENDITURE SCHEDULE through CITY Accounts by FY**

Account Number	Cost Element	TOTAL ALL FISCAL YRS	Actual Prior Years	Budget FYE 2017	FYE 2018	FYE 2019	FYE 2020	FYE 2021	FYE 2022	Beyond 5 Years
023-9814-451.61-01	Const	400,000		175,000	150,000	75,000				
050-9814-451.61-01	Const	50,000		50,000						
6701	Utilities	0								
6101	Const			0						
6301	Matls	0								
		0								
	<b>Total</b>	<b>450,000</b>	<b>0</b>	<b>225,000</b>	<b>150,000</b>	<b>75,000</b>	<b>0</b>	<b>0</b>	<b>0</b>	<b>0</b>

OPERATING IMPACT: 

negligible	Genl Fnd
------------	----------

**STATUS & COMMENTS:**

The project is being proposed to be paid from a combination of the Room Tax Fund and the Capital Fund. This is a logical use of Room Tax funds; since the Theatre acts as a regional draw during the entire year. The increase in the Room Tax rate approved by voters in 2014 shows that the FYE 2017, 2018 and 2018 budget years would be able to support such a project. However, in order to start the project, supplemental funding is being sought from the Capital Fund in the first year (FYE017), since there are other projects scheduled for the Room Tax funds in that year at other locations.

**TOTAL PROJECT BUDGET BY FUND SOURCE AND PURPOSE:**

**THIS PROJECT NEEDS ASSISTANCE FROM:**

Purpose	Fnd 23	Fnd 50	Total
Design			0
ROW			0
Utilities	0		0
Const.	400,000	50,000	450,000
Materials	0		0
<b>Total</b>	<b>400,000</b>	<b>50,000</b>	<b>450,000</b>

Bldg Maint	yes
IT	yes
Pub Wks	yes
Utilities	yes
Parks	
Other	no

Reimbursable Account? 

no
----

Last Update 6/19/17



**UNDER CONSTRUCTION**

# Water Fund





## CAPITAL IMPROVEMENTS PLAN

### WATER FUND - 31

#### ASSUMPTIONS

1. The primary basis for project selection and priorities include:
  - Water Master Plan recommendations,
  - Maintenance records,
  - Size - all lines under 6" should be replaced to provide pressures for adequate fire flows and the ability to connect standard 6" fire hydrants and meet State Health Department Standards,
  - Infrastructure projects nearby - all water projects should be coordinated with street projects so as not to cause damage to recently improved streets and duplication of work,
  - Age and materials - older lines are generally constructed of substandard materials or are deteriorating, and should be replaced with materials meeting current standards, and
  - Demand - all lines less than 6" serving more than four houses are very critical and should be higher priority.
  - Studies and Reports (i.e. Water system Computer Modeling, Arsenic Study, WTP Engineering Study, et al)
2. There should be a balance of improvements to all parts of the water system. Each year there should be improvements to supply, transmission, treatment, distribution, feeder lines and storage of potable water.
3. Staffing level and equipment capabilities in the Line Maintenance Division will not increase or decrease and present abilities to replace lines will remain stable. This division can currently install lines up to 8" in diameter.
4. All Projects will be scheduled on a PAYGO basis until and unless the voters approve revenue bonds.
5. Revenues from the Capital Improvements Charge (CIC) shall be used for water line replacement and construction of new lines.
6. Voters approved a water rate increase on September 12, 1995 to fund additional wells and distribution lines.
7. Voters approved an incremental water rate increase on May 10, 1999 for high volume residential users to promote water conservation and pay for increased water supply beyond the resources available.
8. On March 7, 2006, the voters approved a water rate hike to fund an increase in water capacity and enhanced maintenance at the water treatment plant, as well as new treatment units to reduce taste and odor problems. Cost overruns are shown as PayGo expenses.
9. Nineteen paygo projects are proposed for in FYE 2018 totaling \$8,097,000, and one bond funded project is proposed for \$10,717,000.

## Water Fund Summary Fund 31

	FYE 16 ACTUAL	FYE 17 BUDGET	FYE 17 ESTIMATED	FYE 18 ADOPTED	FYE 19 PROJECTED	FYE 20 PROJECTED	FYE 21 PROJECTED	FYE 22 PROJECTED
Beginning Fund Balance	\$ 23,129,146	\$ 1,928,104	\$ 22,960,334	\$ 5,619,745	\$ 3,446,965	\$ (762,392)	\$ (7,580,799)	\$ (16,147,247)
<b>Operating Revenues:</b>								
Enterprise Fund Fees/Chgs	\$ 19,769,234	\$ 18,962,500	\$ 18,962,500	\$ 19,436,563	\$ 19,922,477	\$ 20,420,538	\$ 20,931,052	\$ 21,454,328
Connection Fee	826,714	404,000	404,000	408,040	412,120	416,241	420,403	424,607
Capital Improvement Charge	1,381,215	1,326,130	1,326,130	1,339,391	1,352,785	1,366,313	1,379,976	1,393,776
Cost Allocation	823,428	786,845	786,845	744,476	751,921	759,440	767,034	774,704
<b>Total Operating Revenues</b>	<b>\$ 22,800,591</b>	<b>\$ 21,479,475</b>	<b>\$ 21,479,475</b>	<b>\$ 21,928,470</b>	<b>\$ 22,439,303</b>	<b>\$ 22,962,532</b>	<b>\$ 23,498,465</b>	<b>\$ 24,047,415</b>
<b>Operating Expenditures:</b>								
Salaries / Benefits	\$ 3,917,558	\$ 4,048,616	\$ 4,048,616	\$ 4,063,695	\$ 4,266,880	\$ 4,480,224	\$ 4,704,235	\$ 4,939,447
Supplies / Materials	1,521,505	2,456,023	2,703,645	2,556,991	2,582,561	2,608,387	2,634,470	2,660,815
Services / Maintenance	2,479,081	3,085,700	3,650,976	3,100,941	3,131,950	3,163,270	3,194,903	3,226,852
Internal Services	294,065	204,272	204,272	152,071	155,112	158,215	161,379	164,607
Cost Allocations	1,889,138	1,856,055	1,856,055	1,882,063	1,900,884	1,919,892	1,939,091	1,958,482
Employee Turnover Savings	-	(60,729)	(60,729)	(60,955)	(64,003)	(67,203)	(70,564)	(74,092)
<b>Total Operating Expenditures</b>	<b>\$ 10,101,347</b>	<b>\$ 11,589,937</b>	<b>\$ 12,402,835</b>	<b>\$ 11,694,806</b>	<b>\$ 11,973,384</b>	<b>\$ 12,262,784</b>	<b>\$ 12,563,515</b>	<b>\$ 12,876,111</b>
<b>Net Operating Revenue</b>	<b>\$ 12,699,244</b>	<b>\$ 9,889,538</b>	<b>\$ 9,076,640</b>	<b>\$ 10,233,664</b>	<b>\$ 10,465,919</b>	<b>\$ 10,699,749</b>	<b>\$ 10,934,950</b>	<b>\$ 11,171,305</b>
<b>Other Revenues:</b>								
Interest Income	\$ 272,558	\$ 120,000	\$ 120,000	\$ 120,000	\$ 120,000	\$ 120,000	\$ 120,000	\$ 120,000
Other Misc. Revenue	594,822	-	-	-	-	-	-	-
I/F Transf - General Fund	-	-	-	-	-	-	-	-
Revenue Bond Proceeds	-	33,200,000	32,200,000	11,114,500	-	-	23,091,570	-
Grant Revenue	-	-	-	-	-	-	-	-
<b>Total Other Revenues</b>	<b>\$ 867,380</b>	<b>\$ 33,320,000</b>	<b>\$ 32,320,000</b>	<b>\$ 11,234,500</b>	<b>\$ 120,000</b>	<b>\$ 120,000</b>	<b>\$ 23,211,570</b>	<b>\$ 120,000</b>
<b>Other Expenditures:</b>								
Audit Accruals/Adj/Encumbrances	\$ 606,004	-	-	-	-	-	-	-
Master Conservancy Debt	268,126	\$ 266,433	\$ 266,433	72,474	\$ 72,174	\$ 71,829	\$ 71,523	\$ 71,229
Debt Service - 06 Issue	-	-	-	-	-	-	-	-
Debt Service - 10 Issue	804,396	806,896	-	-	-	-	-	-
Debt Service - 15 Issue	1,473,749	1,496,169	1,496,169	1,480,449	1,479,410	1,477,891	1,470,840	1,478,310
Debt Service - 16 Issue	-	-	634,235	768,015	770,249	767,147	768,767	770,109
Debt Service - 17 Issue	-	2,027,500	-	152,900	683,413	2,008,734	2,006,445	2,003,239
Debt Service - 18 Issue	-	-	-	683,000	683,000	683,000	683,000	683,000
Debt Service - 21 Issue	-	-	-	-	-	-	1,155,000	1,155,000
Capital Projects	9,143,401	4,988,000	21,809,070	8,097,000	9,812,000	11,307,000	12,115,000	45,333,000
Capital Projects - 15 Issue	-	-	709,946	-	-	-	-	-
Capital Projects - 17 Issue	-	26,157,000	31,000,000	-	-	-	-	-
Capital Projects - 18 Issue	-	-	-	10,717,000	-	-	-	-
Capital Projects - 21 Issue	-	-	-	-	-	-	22,419,000	-
Bond issue costs	-	1,200,000	1,200,000	397,500	-	-	672,570	-
Capital Equipment	409,963	365,126	547,560	234,376	230,000	230,000	230,000	230,000
I/F Transf - General Fund	1,029,797	968,325	968,325	992,230	1,016,730	1,041,839	1,067,573	1,093,947
I/F Transf - General Fund - Meter Svs	-	47,880	88,347	46,000	48,300	50,715	53,251	55,914
I/F Transf - Capital Fund	-	-	17,144	-	-	-	-	-
<b>Total Other Expenditures</b>	<b>\$ 13,735,436</b>	<b>\$ 38,323,329</b>	<b>\$ 58,737,229</b>	<b>\$ 23,640,944</b>	<b>\$ 14,795,276</b>	<b>\$ 17,638,155</b>	<b>\$ 42,712,969</b>	<b>\$ 52,873,748</b>
<b>Net Revenues (Expenditures)</b>	<b>\$ (168,812)</b>	<b>\$ 4,886,209</b>	<b>\$ (17,340,589)</b>	<b>\$ (2,172,780)</b>	<b>\$ (4,209,357)</b>	<b>\$ (6,818,406)</b>	<b>\$ (8,566,449)</b>	<b>\$ (41,582,443)</b>
<b>Ending Fund Balance</b>	<b>\$ 22,960,334</b>	<b>\$ 6,814,313</b>	<b>\$ 5,619,745</b>	<b>\$ 3,446,965</b>	<b>\$ (762,392)</b>	<b>\$ (7,580,799)</b>	<b>\$ (16,147,247)</b>	<b>\$ (57,729,691)</b>



## Water Fund Project Table Fund 31

Pg #	Acct No	Project Number	Project Name	FYE2017 BUDGET	FYE2017 ESTIMATE	FYE2018 BUDGET	FYE2019 PROJECTED	FYE2020 PROJECTED	FYE2021 PROJECTED	FYE2022 PROJECTED	BEYOND 5 YEARS
<b>HOT SOILS WATER LINE REPAIR PROGRAM</b>											
<u>FYE 2017 Lines</u>											
na	031-9344-462	WA0231	Windward Ct: Pheasant Run to end of cul-de-sac	25,000	25,000	0	0	0	0	0	0
na	031-9344-462	WA0232	Creekwood Ct: Pheasant Run to end of cul-de-sac	25,000	25,000	0	0	0	0	0	0
na	031-9344-462	WA0233	Cove Hollow Ct: Pheasant Run to end of cul-de-sac	25,000	25,000	0	0	0	0	0	0
na	031-9344-462	WA0234	Greenwood Ct: Pheasant Run to end of cul-de-sac	25,000	25,000	0	0	0	0	0	0
<u>FYE 2018 Lines</u>											
66	031-9344-462	WA0320	Quonston: Rock Creek Rd to Pinewood Dr	0	0	50,000	0	0	0	0	0
66	031-9344-462	WA0327	Wheaton Dr: 24th Ave NE to End of cul de sac	0	0	50,000	0	0	0	0	0
<u>FYE 2019 Lines</u>											
66	031-9344-462	WA	Drawbridge Ln: Castlerock Rd to Stonehurst to Castlerock	0	0	0	32,000	0	0	0	0
66	031-9344-462	WA	Burgundy Ct: Peppertree Pl to cul-de-sac	0	0	0	18,000	0	0	0	0
66	031-9344-462	WA	Woodsboro Dr: Crossroads Blvd to Pheasant Run Rd	0	0	0	50,000	0	0	0	0
<u>FYE 2020 Lines</u>											
66	031-9344-462	WA	Crail Dr: 36th Ave NW to Astor Dr	0	0	0	0	50,000	0	0	0
66	031-9344-462	WA	Buckingham Dr: Brownwood Ln to Bridgeport Rd	0	0	0	0	50,000	0	0	0
<u>FYE 2021 Lines</u>											
66	031-9344-462	WA	Madra St: South Lake Blvd to Shadow St	0	0	0	0	0	38,000	0	0
66	031-9344-462	WA	Shadow St: Madra St to Rising Hill Dr	0	0	0	0	0	42,000	0	0
66	031-9344-462	WA	Rising Hill Dr: Madra St to Shadow St	0	0	0	0	0	20,000	0	0
<u>FYE 2022 Lines</u>											
66	031-9344-462	WA	Wind Hill Rd: High Meadows Dr to Fairlawn Dr	0	0	0	0	0	0	28,000	0
66	031-9344-462	WA	Brier Meadow Rd: High Meadows Dr to Fairlawn Dr	0	0	0	0	0	0	21,000	0
66	031-9344-462	WA	High Trail Rd: High Meadows Dr to Fairlawn Dr	0	0	0	0	0	0	18,000	0
66	031-9344-462	WA	Fairlawn Dr: High Trail Rd to Wind Hill Rd	0	0	0	0	0	0	33,000	0
Subtotal Hot Soils Water Line Repair Program				100,000	100,000	100,000	100,000	100,000	100,000	100,000	0
<b>SUBTOTAL PAYGO WATER PROJECTS</b>				<b>22,020,421</b>	<b>21,289,383</b>	<b>8,097,000</b>	<b>9,812,000</b>	<b>11,307,000</b>	<b>34,534,000</b>	<b>45,333,000</b>	<b>168,690,000</b>
<b>WATER BOND PROJECTS Series 2006</b>											
na	031-9345-462	WB0305	Water Line Replacement Barry Road	1,052,050	1,052,050	0	0	0	0	0	0
Subtotal Bond Expenses for 2006 Water Bond Projects				1,052,050	1,052,050	0	0	0	0	0	0
<b>WATER BOND PROJECTS SRF Loan</b>											
67	031-9345-462	WB0212	FYE15 Water Wells and Supply Lines (Bond)	0	0	10,717,000	0	0	0	0	0
na	031-9339-462	WB0202	WTP Phase 2: Improvements (SRF loan/grant)	26,157,000	31,000,000	0	0	0	0	0	0
Subtotal Bond Expenses for SRF Loan Projects				26,157,000	31,000,000	10,717,000	0	0	0	0	0
<b>TOTAL ALL WATER FUND 31 PROJECTS</b>				<b>\$49,229,471</b>	<b>\$53,341,433</b>	<b>\$18,814,000</b>	<b>\$9,812,000</b>	<b>\$11,307,000</b>	<b>\$34,534,000</b>	<b>\$45,333,000</b>	<b>\$168,690,000</b>

\* closed  
 # - means unused funds to be returned to fund balance at end of fiscal year.  
 % - means budget will not be spent current fiscal year

**CITY OF NORMAN**

PROJECT TITLE:	24th NE Waterline: Robinson to Alameda to Carter	PROJECT TYPE:	Water System	Improv.
PROJ. CATEGORY:	Water Line Maintenance Misc Projects	PROJECT NUMBER:	WA0240	
DEPARTMENT:	Utilities	ACCOUNT NUMBER:	031-9683-462	
MANAGER:	Mark Daniels	BEGIN & END DATES:	7/1/17	to 6/30/24
WARD(s):	4	LIFE EXPECTANCY:	50 Years	

**DETAILED PROJECT DESCRIPTION:**

Water Distribution Projects: The proposed water distribution system improvements are broken out by location and assume that funding will be pro-rated between development related and maintenance related needs. Line replacements are generally required due to age, material type and the current state of deterioration. Existing users are expected to pay for maintenance related costs while increasing the size of a waterline is a development related cost to be paid by connection fees or impact fees. Costs are pro-rated by comparing the internal area of the existing pipe to the area of the enlarged pipe.

**24th NE to Alameda to Carter:** Project will replace 5,300 LF 30" concrete waterline with 48" PVC waterlines along 24th NE from Robinson to Alameda, then replace 9,200 LF 24" concrete waterline with 36" PVC from 24th NE east to Carter. Estimated cost of \$7.3M is pro-rated 65% to existing customers (\$4.8M) and 35% to new development (\$2.5M).

**EXPENDITURE SCHEDULE through CITY Accounts by FY**

Account Number	Cost Element	TOTAL ALL FISCAL YRS	Actual Prior Years	Budget FYE 2017	FYE 2018	FYE 2019	FYE 2020	FYE 2021	FYE 2022	Beyond 5 Years
031-9683-462.62-01	Design	1,050,000			440,000				610,000	0
031-9683-462.60-01	ROW	750,000			270,000				480,000	0
031-9683-462.67-01	Utilities	0								0
031-9683-462.61-01	Const	6,980,000			633,000	2,287,000				4,060,000
031-9683-462.63-01	Mats	0								0
		0								0
	<b>Total</b>	<b>8,780,000</b>	<b>0</b>	<b>0</b>	<b>1,343,000</b>	<b>2,287,000</b>	<b>0</b>	<b>0</b>	<b>1,090,000</b>	<b>4,060,000</b>

OPERATING IMPACT:

negligible      Water Fnd

**STATUS & COMMENTS:**

Estimated start of design and ROW acquisition is 2022.

Public Works Department is

widening 24th NE and is expected to move utilities in FYE18 including the existing 30" waterline between Robinson and Alameda. This phase of project is moved forward to match Public Works project where NUA will pay to upsize 30-inch to 48".

**TOTAL PROJECT BUDGET BY FUND SOURCE AND PURPOSE:**

**THIS PROJECT NEEDS ASSISTANCE FROM:**

Purpose	Fnd 31			Total
Design	1,050,000			1,050,000
ROW	750,000			750,000
Utilities	0			0
Const.	6,980,000			6,980,000
Materials	0			0
<b>Total</b>	<b>8,780,000</b>	<b>0</b>	<b>0</b>	<b>8,780,000</b>

Bldg Maint	
IT	
Pub Wks	
Utilities	
Parks	
Other	

Reimbursable Account? no

Last Update 6/19/17

**ANNUAL BUDGET**

**CITY OF NORMAN**

PROJECT TITLE:	Backflow Prevention Program	PROJECT TYPE:	Water System	Improv.
PROJ. CATEGORY:	Water System	PROJECT NUMBER:	WA0201	
DEPARTMENT:	Utilities	ACCOUNT NUMBER:	031-9395-462	
MANAGER:	Geri Wellborn	BEGIN & END DATES:	7/1/14	to 6/30/18
WARD(s):	All	LIFE EXPECTANCY:	10 years	

**DETAILED PROJECT DESCRIPTION:**

This project will establish an ordinance requiring annual testing of backflow prevention assemblies and it will also require businesses to have a survey conducted to ensure proper backflow prevention ins in place where needed. The monitoring/testing program is to protect the public water infrastructure from contamination, protect public health and minimize liability to businesses.

**EXPENDITURE SCHEDULE through CITY Accounts by FY**

Account Number	Cost Element	TOTAL ALL FISCAL YRS	Actual Prior Years	Budget FYE 2017	FYE 2018	FYE 2019	FYE 2020	FYE 2021	FYE 2022	Beyond 5 Years
031-9395-462.62-01	Design	40,000	23,132	16,868						
031-xxxx-462.60-01	ROW	0								
031-xxxx-462.61-01	Const	0								
General Fund	Const	50,000			50,000					
		0								
		0								
	<b>Total</b>	<b>90,000</b>	<b>23,132</b>	<b>16,868</b>	<b>50,000</b>	<b>0</b>	<b>0</b>	<b>0</b>	<b>0</b>	<b>0</b>

**OPERATING IMPACT:**

slight      Water Fnd

**STATUS & COMMENTS:**

All City building were inspected in 2016 most were found to need some form of remediation. Brenda Hall the Manager of Facility Maintenance requested General Fund money be added to this Capital Project to provide funding for the Facility Maintenance Division and outside plumbers to perform the work needed to bring all city facilities into compliance with the proposed ordinance. The majority of city buildings will need corrective action and the Facility Maintenance Department does not have the funds to pay for the work.

**TOTAL PROJECT BUDGET BY FUND SOURCE AND PURPOSE:**

**THIS PROJECT NEEDS ASSISTANCE FROM:**

Purpose	Fnd 31	Fnd 50	Total
Design	40,000		40,000
ROW	0		0
Utilities	0		0
Const.	0	50,000	50,000
Materials			0
<b>Total</b>	<b>40,000</b>	<b>50,000</b>	<b>90,000</b>

Bldg Maint	yes
IT	
Pub Wks	yes
Utilities	
Parks	yes
Other	

Reimbursable Account? no

Last Update 3/7/17

**ANNUAL BUDGET**

**CITY OF NORMAN**

PROJECT TITLE:	Large Water Meter Testing	PROJECT TYPE:	Water System	Maint.
PROJ. CATEGORY:	Water Meters	PROJECT NUMBER:	WA0241	
DEPARTMENT:	Utilities	ACCOUNT NUMBER:	031-9521-462	
MANAGER:	David Hager	BEGIN & END DATES:	7/1/17	to 6/30/18
WARD(s):	All	LIFE EXPECTANCY:	5 years	

**DETAILED PROJECT DESCRIPTION:**

In 2007 the Utilities Department replaced all 3-inch through 8-inch water meters and retrofitted them with an Automatic Meter Reading (AMR) system. The radio transmitter register (RTR) is recommended to be replaced every 15 years due to design life of the internal battery. This project will test all of the meters, replace RTR registers and water meters which are testing under the AWWA's (American Water Works Association) recommended testing accuracies for water meters.

**EXPENDITURE SCHEDULE through CITY Accounts by FY**

Account Number	Cost Element	TOTAL ALL FISCAL YRS	Actual Prior Years	Budget FYE 2017	FYE 2018	FYE 2019	FYE 2020	FYE 2021	FYE 2022	Beyond 5 Years
		0								
031-9521-462.61-01	Const	150,000			150,000					
		0								
		0								
		0								
		0								
	<b>Total</b>	150,000	0	0	150,000	0	0	0	0	

OPERATING IMPACT: 

less cost	Water Fnd	Improve water meter accuracies
-----------	-----------	--------------------------------

**STATUS & COMMENTS:**

Project expenditures for the cost element in construction will be for testing and materials; the materials cost element will purchase replacement registers and meters pending on testing results.

**TOTAL PROJECT BUDGET BY FUND SOURCE AND PURPOSE:**

Purpose	Fnd 31		Total
Design			0
ROW			0
Utilities			0
Const.	70,000		70,000
Materials	80,000		80,000
<b>Total</b>	150,000	0	150,000

**THIS PROJECT NEEDS ASSISTANCE FROM:**

Bldg Maint	
IT	
Pub Wks	
Utilities	yes
Parks	
Other	

Reimbursable Account? no

Last Update 6/19/17

**ANNUAL BUDGET**

**CITY OF NORMAN**

PROJECT TITLE:	Robinson Waterline: 24th NW to WTP	PROJECT TYPE:	Water System	Improv.
PROJ. CATEGORY:	Water Line Maintenance Misc Projects	PROJECT NUMBER:	WA0242	
DEPARTMENT:	Utilities	ACCOUNT NUMBER:	031-9683-462	
MANAGER:	Mark Daniels	BEGIN & END DATES:	7/1/20	to 6/30/24
WARD(s):	4	LIFE EXPECTANCY:	50 Years	

**DETAILED PROJECT DESCRIPTION:**

Water Distribution Projects: The proposed water distribution system improvements are broken out by location and assume that funding will be pro-rated between development related and maintenance related needs. Line replacements are generally required due to age, material type and the current state of deterioration. Existing users are expected to pay for maintenance related costs while increasing the size of a waterline is a development related cost to be paid by connection fees or impact fees. Costs are pro-rated by comparing the internal area of the existing pipe to the area of the enlarged pipe.

Robinson Street: Project will replace the waterlines from the Water Treatment Plant west to 24th Avenue NW. Replace 2,800 LF 24" concrete waterline with 36" PVC from WTP to 24th NE, then replace 23,300 LF 16" DIP waterline with 30" PVC from 24th NE to 24th NW (extended). Estimated cost of \$10.0M is pro-rated 55% to existing customers (\$5.5M) and 45% to new development (\$4.5M).

**EXPENDITURE SCHEDULE through CITY Accounts by FY**

Account Number	Cost Element	TOTAL ALL FISCAL YRS	Actual Prior Years	Budget FYE 2017	FYE 2018	FYE 2019	FYE 2020	FYE 2021	FYE 2022	Beyond 5 Years
031-9683-462.62-01	Design	1,120,000			370,000	380,000	370,000			0
031-9683-462.60-01	ROW	1,350,000			430,000	470,000	450,000			0
031-9683-462.67-01	Utilities	0								0
031-9683-462.61-01	Const	7,570,000				2,500,000	2,590,000	2,480,000		0
031-9683-462.63-01	Matls	0								0
		0								0
	<b>Total</b>	<b>10,040,000</b>	<b>0</b>	<b>0</b>	<b>800,000</b>	<b>3,350,000</b>	<b>3,410,000</b>	<b>2,480,000</b>	<b>0</b>	<b>0</b>

OPERATING IMPACT:

negligible	Water Fnd
------------	-----------

**STATUS & COMMENTS:**

Estimated start of design/ROW acquisition is FYE18; construction in FYE19 and 20. 24th NW to Berry to RR is broken out as Phase 1, Phase 2 will be the RR to 12th NE; Phase 3 will be from 12th NE to the WTP.

**TOTAL PROJECT BUDGET BY FUND SOURCE AND PURPOSE:**

**THIS PROJECT NEEDS ASSISTANCE FROM:**

Purpose	Fnd 31		Total
Design	1,120,000		1,120,000
ROW	1,350,000		1,350,000
Utilities	0		0
Const.	7,570,000		7,570,000
Materials	0		0
<b>Total</b>	<b>10,040,000</b>	<b>0</b>	<b>10,040,000</b>
Reimbursable Account?	no		

Bldg Maint	
IT	
Pub Wks	
Utilities	
Parks	
Other	

Last Update 6/19/17

**ANNUAL BUDGET**



**CITY OF NORMAN**

<b>PROJECT TITLE:</b>	Water Dist. System Improvements - Segment B	<b>PROJECT TYPE:</b>	Water System	Improv.
<b>PROJ. CATEGORY:</b>	Water Distribution System	<b>PROJECT NUMBER:</b>	WA	
<b>DEPARTMENT:</b>	Utilities	<b>ACCOUNT NUMBER:</b>	031-9360-462	
<b>MANAGER:</b>	Mark Daniels	<b>BEGIN &amp; END DATES:</b>	7/1/18	to 6/30/21
<b>WARD(s):</b>	6	<b>LIFE EXPECTANCY:</b>	50 Years	

**DETAILED PROJECT DESCRIPTION:**

As part of the development of the Water System Computer Model, the consultant identified and prioritized projects to enhance the water distribution systems ability to transfer water across the City of Norman. Identified improvements were prioritized based on their impact on the system's ability to convey water to users during peak and emergency demand periods.

Segment B includes 10,600 LF 24-inch along 24th Avenue NE between Robinson and Tecumseh, and was identified as a Priority 2 line segment.

**EXPENDITURE SCHEDULE through CITY Accounts by FY**

Account Number	Cost Element	TOTAL ALL FISCAL YRS	Actual Prior Years	Budget FYE 2017	FYE 2018	FYE 2019	FYE 2020	FYE 2021	FYE 2022	Beyond 5 Years
6201	Design	421,000					421,000			
6001	ROW	106,000					106,000			
6701	Utilities	0								
6101	Const	2,789,000						2,789,000		
6301	Matls	0								
		0								
	<b>Total</b>	<b>3,316,000</b>	<b>0</b>	<b>0</b>	<b>0</b>	<b>0</b>	<b>527,000</b>	<b>2,789,000</b>	<b>0</b>	<b>0</b>

**OPERATING IMPACT:**

positive	Water Fnd	Will improve water distribution system capabilities
----------	-----------	---

**STATUS & COMMENTS:**

Cost inflated from 2003 report at 2.5% per year to proposed construction start in 2020

**TOTAL PROJECT BUDGET BY FUND SOURCE AND PURPOSE:**

**THIS PROJECT NEEDS ASSISTANCE FROM:**

Purpose	Fnd 31		Total
Design	421,000		421,000
ROW	106,000		106,000
Utilities	0		0
Const.	2,789,000		2,789,000
Materials	0		0
<b>Total</b>	<b>3,316,000</b>	<b>0</b>	<b>3,316,000</b>
Reimbursable Account?	no		

Bldg Maint	
IT	
Pub Wks	
Utilities	
Parks	
Other	

Last Update 3/10/17

**ANNUAL BUDGET**

## CITY OF NORMAN

<b>PROJECT TITLE:</b>	Water Line Segment D (Phase 4)	<b>PROJECT TYPE:</b>	Water System		Improv.
<b>PROJ. CATEGORY:</b>	Water Distribution System	<b>PROJECT NUMBER:</b>	WA0239		
<b>DEPARTMENT:</b>	Utilities	<b>ACCOUNT NUMBER:</b>	031-9360-462		
<b>MANAGER:</b>	Chris Mattingly	<b>BEGIN &amp; END DATES:</b>	7/1/16	to	6/30/19
<b>WARD(s):</b>	2   7	<b>LIFE EXPECTANCY:</b>	50 Years		

**DETAILED PROJECT DESCRIPTION:**

As part of the development of the Water System Computer Model, Segment D was identified as a project to enhance the water distribution systems ability to transfer water across the City of Norman. This project was to complete the southern loop around Norman and included 19,000 LF 24-inch along Highway 9 between 12th Avenue SE and 24th Avenue SW then north to Briggs Street.

Segment D was broken into several components. Phase 1 extended the 24" WL from 12th Avenue SE east along SH 9 to Jenkins. Phase 2 extended 5,600 LF 24" WL along the south side of Lindsey between Berry and 24th SW to Briggs. Phase 3 extended 2,500 LF 24" from Berry to Chautauqua.

The remaining section (Phase 4) will include about 11,000 LF from Lindsey on Chautauqua south to Timberdale and then east to Jenkins and south to Highway 9.

**EXPENDITURE SCHEDULE through CITY Accounts by FY**

Account Number	Cost Element	TOTAL ALL FISCAL YRS	Actual Prior Years	Budget FYE 2017	FYE 2018	FYE 2019	FYE 2020	FYE 2021	FYE 2022	Beyond 5 Years
WA031-9360-462-6201	Design	610,541	0	314,541	296,000					
WA031-9360-462-6001	ROW	885,000	0	885,000	0					
WA031-9360-462-6101	Const	4,079,379	0	3,409,379	670,000					
		0	0							
		0	0							
		0	0							
	<b>Total</b>	<b>5,574,920</b>	<b>0</b>	<b>4,608,920</b>	<b>966,000</b>	<b>0</b>	<b>0</b>	<b>0</b>	<b>0</b>	<b>0</b>

**OPERATING IMPACT:**

positive	Water Fnd	Will improve water distribution system capabilities
----------	-----------	---

**STATUS & COMMENTS:**

Remaining 2.2 miles of waterline along Chautauqua from Lindsey to Hwy 9 is currently under design by Poe & Associates; this portion will be tracked under a separate project (WA0239).

**TOTAL PROJECT BUDGET BY FUND SOURCE AND PURPOSE:**

Purpose	PayGo		Total
	Fnd 31	Fnd 31	
Design	610,541		610,541
ROW	885,000		885,000
Const	4,079,379		4,079,379
			0
<b>Total</b>	<b>5,574,920</b>	<b>0</b>	<b>5,574,920</b>

Reimbursable Account?    no    no

**THIS PROJECT NEEDS ASSISTANCE FROM:**

Bldg Maint	
IT	
Pub Wks	
Utilities	
Parks	
Other	

Last Update    3/10/17

## ANNUAL BUDGET

CITY OF NORMAN

PROJECT TITLE:	Water Dist. System Improvements - Segment G
PROJ. CATEGORY:	Water Distribution System
DEPARTMENT:	Utilities
MANAGER:	Mark Daniels
WARD(S):	8
PROJECT TYPE:	
PROJECT NUMBER:	
ACCOUNT NUMBER:	
BEGIN & END DATES:	
LIFE EXPECTANCY:	
Water System	Improv.
WA	
031-9360-462	
7/1/17	to 6/30/18
50 Years	

DETAILED PROJECT DESCRIPTION:

As part of the development of the Water System Computer Model, the consultant identified and prioritized projects to enhance the water distribution system's ability to transfer water across the City of Norman. Identified improvements were prioritized based on their impact on the system's ability to convey water to users during peak and emergency demand periods.

Segment G includes 7,300 LF 12-inch waterline along Indian Hills Road and was identified as a Priority 2 line segment. It connects the Blue Lake Estates area to the 12-inch waterline just east of US-77/Flood Avenue.

**EXPENDITURE SCHEDULE through CITY Accounts by FY**

Account Number	Cost Element	TOTAL ALL	Actual	Prior	Budget	FYE	FYE	FYE	FYE	FYE	FISCAL YRS	Years
6201	Design	126,000				2017	2018	2019	2020	2021	2022	Beyond 5 Years
6001	ROW	72,000										
6701	Utilities	0										
6101	Const	842,000										
6301	Mails	0										
	Total	1,040,000				0	0	0	0	0	1,040,000	0

OPERATING IMPACT:

positive | Water Fnd | Will improve water distribution system capabilities

STATUS & COMMENTS:

Project moved back from FYE12 to FYE19.

TOTAL PROJECT BUDGET BY FUND SOURCE AND PURPOSE:

Purpose	Fnd 31	126,000			
Design		126,000			
ROW		72,000			
Utilities		0			
Const.		842,000			
Materials		0			
Total		1,040,000	0	0	1,040,000

THIS PROJECT NEEDS ASSISTANCE FROM:

- Bldg Maint
- IT
- Pub Wks
- Utilities
- Parks
- Other

Last Update 3/10/17

ANNUAL BUDGET

**CITY OF NORMAN**

PROJECT TITLE:	Waterline Improvement: OKC Second Feed	PROJECT TYPE:	Water System	Improv.
PROJ. CATEGORY:	Water Line Maintenance Misc Projects	PROJECT NUMBER:	WA	
DEPARTMENT:	Utilities	ACCOUNT NUMBER:	031-9521-462	
MANAGER:	Mark Daniels	BEGIN & END DATES:	7/1/21	to 6/30/23
WARD(s):	4	LIFE EXPECTANCY:	50 Years	

**DETAILED PROJECT DESCRIPTION:**

This project will install approximately 6 miles of 24-inch treated waterline from OKC to allow purchase of an additional 6 MGD of treated water from OKC. Connection point would likely be in NE Norman, possibly 12th NE or 24th NE and could act a potential blending point for non-potable groundwater and treated water. Costs taken from Table 3.7 of 2060 Strategic Water Supply Plan. 31,680 LF 24-inch at \$335 per LF plus \$563K for flow metering vault (2012 costs)

**EXPENDITURE SCHEDULE through CITY Accounts by FY**

Account Number	Cost Element	TOTAL ALL FISCAL YRS	Actual Prior Years	Budget FYE 2017	FYE 2018	FYE 2019	FYE 2020	FYE 2021	FYE 2022	Beyond 5 Years
031-9521-462.62-01	Design	2,054,000							1,027,000	1,027,000
031-9521-462.60-01	ROW	1,778,000							889,000	889,000
031-9521-462.67-01	Utilities	0								0
031-9521-462.61-01	Const	10,268,000								10,268,000
031-9521-462.63-01	Mats	0								
		0								
	<b>Total</b>	<b>14,100,000</b>	<b>0</b>	<b>0</b>	<b>0</b>	<b>0</b>	<b>0</b>	<b>0</b>	<b>1,916,000</b>	<b>12,184,000</b>

OPERATING IMPACT:

negligible	Water Fnd
------------	-----------

**STATUS & COMMENTS:**

Estimated start of design/ROW acquisition is FYE22.

**TOTAL PROJECT BUDGET BY FUND SOURCE AND PURPOSE:**

**THIS PROJECT NEEDS ASSISTANCE FROM:**

Purpose	Fnd 31		Total
Design	2,054,000		2,054,000
ROW	1,778,000		1,778,000
Utilities	0		0
Const.	10,268,000		10,268,000
Materials	0		0
<b>Total</b>	<b>14,100,000</b>	<b>0</b>	<b>14,100,000</b>

Bldg Maint	
IT	
Pub Wks	
Utilities	
Parks	
Other	

Reimbursable Account? no

Last Update 3/6/17

**ANNUAL BUDGET**

**CITY OF NORMAN**

<b>PROJECT TITLE:</b>	WL Replacement: Classen/Flood: Hwy 9 to Indian Hills	<b>PROJECT TYPE:</b>	Water System	Improv.
<b>PROJ. CATEGORY:</b>	Water Line Maintenance Misc Projects	<b>PROJECT NUMBER:</b>	WA	
<b>DEPARTMENT:</b>	Utilities	<b>ACCOUNT NUMBER:</b>	031-9521-462	
<b>MANAGER:</b>	Mark Daniels	<b>BEGIN &amp; END DATES:</b>	7/1/22	to 6/30/26
<b>WARD(s):</b>	4	<b>LIFE EXPECTANCY:</b>	50 Years	

**DETAILED PROJECT DESCRIPTION:**

Water Distribution Projects: The proposed water distribution system improvements are broken out by location and assume that funding will be pro-rated between development related and maintenance related needs. Line replacements are generally required due to age, material type and the current state of deterioration. Existing users are expected to pay for maintenance related costs while increasing the size of a waterline is a development related cost to be paid by connection fees or impact fees. Costs are pro-rated by comparing the internal area of the existing pipe to the area of the enlarged pipe.

Classen/James Garner/Flood from Highway 9 to Indian Hills Road: Project will replace 25,700 LF 16" concrete waterlines with 24" PVC waterlines along Classen from Highway 9 to Lindsey, then along the James Garner/BNSF RR to Robinson, then along Flood to Tecumseh Road. Project will also replace 12,200 LF 12" DIP waterlines with 16" PVC from Tecumseh to Well #20 just north of Indian Hills Road. Estimated cost of \$12.0 is pro-rated 69% to existing customers (\$8.3M) and 31% to new development (\$3.7M).

**EXPENDITURE SCHEDULE through CITY Accounts by FY**

Account Number	Cost Element	TOTAL ALL FISCAL YRS	Actual Prior Years	Budget FYE 2017	FYE 2018	FYE 2019	FYE 2020	FYE 2021	FYE 2022	Beyond 5 Years
031-9521-462.62-01	Design	1,420,000							1,420,000	0
031-9521-462.60-01	ROW	1,120,000							1,120,000	0
031-9521-462.67-01	Utilities	0								0
031-9521-462.61-01	Const	9,481,000								9,481,000
031-9521-462.63-01	Matls	0								0
		0								0
	<b>Total</b>	<b>12,021,000</b>	<b>0</b>	<b>0</b>	<b>0</b>	<b>0</b>	<b>0</b>	<b>0</b>	<b>2,540,000</b>	<b>9,481,000</b>

**OPERATING IMPACT:** negligible Water Fnd

**STATUS & COMMENTS:**

Eliminated 1000 feet 24-inch along James Garner associated with Main Library construction to be completed under separate project in FYE17/18. 6,800 feet 24-inch and 3,700 feet 16-inch deleted from this project and included in WL Replacement- Flood: Rock Creek to Venture in FYE19/20. Estimated start of design/ROW acquisition is FYE22 with construction over the following 3 years.

**TOTAL PROJECT BUDGET BY FUND SOURCE AND PURPOSE:**

**THIS PROJECT NEEDS ASSISTANCE FROM:**

Purpose	Fnd 31		Total
Design	1,420,000		1,420,000
ROW	1,120,000		1,120,000
Utilities	0		0
Const.	9,481,000		9,481,000
Materials	0		0
<b>Total</b>	<b>12,021,000</b>	<b>0</b>	<b>12,021,000</b>

Bldg Maint	
IT	
Pub Wks	
Utilities	
Parks	
Other	

Reimbursable Account? no

Last Update 3/10/17

**ANNUAL BUDGET**

**CITY OF NORMAN**

PROJECT TITLE:	Waterline Replacement: Flood Avenue	PROJECT TYPE:	Water System	Improv.
PROJ. CATEGORY:	Water Distribution System	PROJECT NUMBER:	WA0306	
DEPARTMENT:	Utilities	ACCOUNT NUMBER:	031-9521-462	
MANAGER:	Mark Daniels	BEGIN & END DATES:	7/1/18	to 6/30/21
WARD(s):	4	LIFE EXPECTANCY:	50 Years	

**DETAILED PROJECT DESCRIPTION:**

This project will replace 7,300 feet of 6-inch waterline with 8-inch waterline along Flood Street, generally between Robinson and Boyd Street. The 6" water line is cast iron greater than 50 years old and has a number of leaks and repairs. Eleven waterlines crossing Flood will also be replaced with 8-inch by open trench construction. Costs have been increased to cover existing streets, parking lots and sidewalks to be removed and replaced.

**EXPENDITURE SCHEDULE through CITY Accounts by FY**

Account Number	Cost Element	TOTAL ALL FISCAL YRS	Actual Prior Years	Budget FYE 2017	FYE 2018	FYE 2019	FYE 2020	FYE 2021	FYE 2022	Beyond 5 Years
031-9521-462.62-01	Design	195,000					195,000			
031-9521-462.60-01	ROW	365,000					365,000			
031-9521-462.67-01	Utilities	0								
031-9521-462.61-01	Const	1,301,000						1,301,000		
031-9521-462.63-01	Matls	0								
		0								
	<b>Total</b>	<b>1,861,000</b>	<b>0</b>	<b>0</b>	<b>0</b>	<b>0</b>	<b>560,000</b>	<b>1,301,000</b>	<b>0</b>	<b>0</b>

OPERATING IMPACT: negligible Water Fnd

**STATUS & COMMENTS:**

FYE11 project was temporarily closed and is re-budgeted in FYE20, if funding is available.

**TOTAL PROJECT BUDGET BY FUND SOURCE AND PURPOSE:**

**THIS PROJECT NEEDS ASSISTANCE FROM:**

Purpose	Fnd 31		Total
Design	195,000		195,000
ROW	365,000		365,000
Utilities	0		0
Const.	1,301,000		1,301,000
Materials	0		0
<b>Total</b>	<b>1,861,000</b>	<b>0</b>	<b>1,861,000</b>

Bldg Maint	
IT	
Pub Wks	
Utilities	
Parks	
Other	

Reimbursable Account? no

Last Update 3/7/17

**CITY OF NORMAN**

<b>PROJECT TITLE:</b>	WL Replacement: Flood: Rock Creek to Venture	<b>PROJECT TYPE:</b>	Water System	Maint.
<b>PROJ. CATEGORY:</b>	Water Distribution System	<b>PROJECT NUMBER:</b>	WA	
<b>DEPARTMENT:</b>	Utilities	<b>ACCOUNT NUMBER:</b>	031-9360-462	
<b>MANAGER:</b>	Charlie Thomas	<b>BEGIN &amp; END DATES:</b>	7/1/18	to 6/30/21
<b>WARD(s):</b>	6 8	<b>LIFE EXPECTANCY:</b>	50 Years	

**DETAILED PROJECT DESCRIPTION:**

Project will replace ductile iron pipe (DIP) water lines along North Flood Avenue from Rock Creek Road across Tecumseh to Venture Drive. DIP is rupturing causing extensive damage to driveways, streets, and yards. The DIP is not compatible with the corrosive clay soils. Project will replace approximately 6,800 feet of 16-inch and 4,400 feet of 12-inch DIP with 6,800 feet of 24-inch and 4,400 feet of 16-inch C900 PVC pipe. Increasing pipe diameter will create additional capacity of about 31% which could be funded by future development.

**EXPENDITURE SCHEDULE through CITY Accounts by FY**

Account Number	Cost Element	TOTAL ALL FISCAL YRS	Actual Prior Years	Budget FYE 2017	FYE 2018	FYE 2019	FYE 2020	FYE 2021	FYE 2022	Beyond 5 Years
60.01	ROW	120,000				120,000				
61.01	Const	2,740,000					2,740,000			
62.01	Design	410,000				410,000				
63.01	Mats	0								
67.01	Utilities	0								
		0								
	<b>Total</b>	<b>3,270,000</b>	<b>0</b>	<b>0</b>	<b>0</b>	<b>530,000</b>	<b>2,740,000</b>	<b>0</b>	<b>0</b>	<b>0</b>

**OPERATING IMPACT:** positive Water Fnd

**STATUS & COMMENTS:**

**TOTAL PROJECT BUDGET BY FUND SOURCE AND PURPOSE:**

**THIS PROJECT NEEDS ASSISTANCE FROM:**

Purpose	Fnd 31		Total
Design	410,000		410,000
ROW			0
Utilities			0
Const.	2,740,000		2,740,000
Materials			0
<b>Total</b>	<b>3,150,000</b>	<b>0</b>	<b>3,150,000</b>
Reimbursable Account?	no		

Bldg Maint	
IT	
Pub Wks	
Utilities	
Parks	
Other	

Last Update 3/10/17

**ANNUAL BUDGET**

**CITY OF NORMAN**

PROJECT TITLE:	Water Line Replacement: Gray St. & Tonhawa St.	PROJECT TYPE:	Water System	Maint.
PROJ. CATEGORY:	Water Distribution System	PROJECT NUMBER:	WA0224	
DEPARTMENT:	Utilities	ACCOUNT NUMBER:	031-9360-462	
MANAGER:	Charlie Thomas	BEGIN & END DATES:	7/1/16	to 6/30/18
WARD(s):		LIFE EXPECTANCY:	50 Years	

**DETAILED PROJECT DESCRIPTION:**

Project will replace ductile iron pipe (DIP) water lines along Gray Street from Porter crossing BNSF RR and James Garner Avenue to University Blvd, and also along Tonhawa from West of City Hall to Flood Avenue. DIP is rupturing causing extensive damage to driveways, streets, and yards. The DIP is not compatible with the corrosive clay soils. Project will replace approximately 4,900 feet of 6", 8" and 12" DIP with C900 PVC pipe.

**EXPENDITURE SCHEDULE through CITY Accounts by FY**

Account Number	Cost Element	TOTAL ALL FISCAL YRS	Actual Prior Years	Budget FYE 2017	FYE 2018	FYE 2019	FYE 2020	FYE 2021	FYE 2022	Beyond 5 Years
60.01	ROW	0								
031-9360-462.61-01	Const	483,000		412,000	71,000					
031-9360-462.62-01	Design	72,000		62,000	10,000					
63.01	Matls	0								
67.01	Utilities	0								
		0								
	<b>Total</b>	<b>555,000</b>	<b>0</b>	<b>474,000</b>	<b>81,000</b>	<b>0</b>	<b>0</b>	<b>0</b>	<b>0</b>	<b>0</b>

OPERATING IMPACT:

positive	Water Fnd
----------	-----------

**STATUS & COMMENTS:**

Update costs based on recent bids

**TOTAL PROJECT BUDGET BY FUND SOURCE AND PURPOSE:**

**THIS PROJECT NEEDS ASSISTANCE FROM:**

Purpose	Fnd 31		Total
Design	72,000		72,000
ROW			0
Utilities			0
Const.	483,000		483,000
Materials			0
<b>Total</b>	<b>555,000</b>	<b>0</b>	<b>555,000</b>

Bldg Maint	
IT	
Pub Wks	
Utilities	
Parks	
Other	

Reimbursable Account? no

Last Update 6/19/17

**ANNUAL BUDGET**



**CITY OF NORMAN**

<b>PROJECT TITLE:</b>	Water Line Replacement: Hall Park, Phase 2	<b>PROJECT TYPE:</b>	Water System		Maint.
<b>PROJ. CATEGORY:</b>	Water Distribution System	<b>PROJECT NUMBER:</b>	WA		
<b>DEPARTMENT:</b>	Utilities	<b>ACCOUNT NUMBER:</b>	031-		
<b>MANAGER:</b>	Charlie Thomas	<b>BEGIN &amp; END DATES:</b>	7/1/19	to	6/30/21
<b>WARD(s):</b>	5	<b>LIFE EXPECTANCY:</b>	50 Years		

**DETAILED PROJECT DESCRIPTION:**

Project will replace ductile iron pipe (DIP) water lines in the Double Tree area of the Hall Park subdivision along Oak Forest, Timbercrest, Five Oaks, Wood Hollow, Timberwood and Burning Tree. The DIP is not compatible with the corrosive clay soils and is rupturing causing extensive damage to driveways, streets, and yards. Project of this scope exceeds ability of Water Line Maintenance Division to perform on an annual basis. Approximately 4,700 feet of 4" and 6" DIP will be replaced with C900 PVC pipe.

**EXPENDITURE SCHEDULE through CITY Accounts by FY**

Account Number	Cost Element	TOTAL ALL FISCAL YRS	Actual Prior Years	Budget FYE 2017	FYE 2018	FYE 2019	FYE 2020	FYE 2021	FYE 2022	Beyond 5 Years
60.01	ROW	0								
61.01	Const	384,000					384,000			
62.01	Design	58,000					58,000			
63.01	Matls	0								
67.01	Utilities	0								
		0								
	<b>Total</b>	<b>442,000</b>	<b>0</b>	<b>0</b>	<b>0</b>	<b>0</b>	<b>442,000</b>	<b>0</b>	<b>0</b>	<b>0</b>

**OPERATING IMPACT:**                      positive      Water Fnd

**STATUS & COMMENTS:**

FYE17 cost inflated 3% per year to FYE20

**TOTAL PROJECT BUDGET BY FUND SOURCE AND PURPOSE:**

Purpose	Fnd 31			Total
Design	58,000			58,000
ROW				0
Utilities				0
Const.	384,000			384,000
Materials				0
<b>Total</b>	<b>442,000</b>	<b>0</b>	<b>0</b>	<b>442,000</b>

**THIS PROJECT NEEDS ASSISTANCE FROM:**

Bldg Maint	
IT	
Pub Wks	
Utilities	
Parks	
Other	

Reimbursable Account?      no

Last Update      3/6/17

**ANNUAL BUDGET**

**CITY OF NORMAN**

PROJECT TITLE:	Waterline Replacement: Interstate Drive	PROJECT TYPE:	Water System	Improv.
PROJ. CATEGORY:	Water Distribution system	PROJECT NUMBER:	WA0245	
DEPARTMENT:	Utilities	ACCOUNT NUMBER:	031-9360-462	
MANAGER:	Charlie Thomas	BEGIN & END DATES:	7/1/17	to 6/30/19
WARD(s):		LIFE EXPECTANCY:	50 Years	

**DETAILED PROJECT DESCRIPTION:**

Project will replace ductile iron pipe (DIP) water lines along North Interstate Drive from near Copperfield Drive and Northwest Blvd. south to approximately River Oaks Drive. It will also include Copperfield Drive and an extension west into Springbrook Addition. The DIP water lines are not compatible with the clay soils and lines are rupturing, causing damage to parking, driveways and streets, and service disruptions to commercial entities in the area. Approximately 3,600 feet of 6-inch and 8-inch DIP will be upgraded to 12-inch diameter while another 2,700 feet will be upgraded to 8-inch C900 PVC pipe. Projects of this scope exceeds ability of Water Line Maintenance Division to perform on an annual basis.

**EXPENDITURE SCHEDULE through CITY Accounts by FY**

Account Number	Cost Element	TOTAL ALL FISCAL YRS	Actual	Budget						
			Prior Years	FYE 2017	FYE 2018	FYE 2019	FYE 2020	FYE 2021	FYE 2022	Beyond 5 Years
60.01	ROW	0								
031-9360-462.61-01	Const	969,000		969,000						
031-9360-462.62-01	Design	145,000		145,000						
63.01	Mats	0								
67.01	Utilities	0								
		0								
	<b>Total</b>	<b>1,114,000</b>	<b>0</b>	<b>0</b>	<b>1,114,000</b>	<b>0</b>	<b>0</b>	<b>0</b>	<b>0</b>	<b>0</b>

OPERATING IMPACT:

positive	Water Fnd
----------	-----------

**STATUS & COMMENTS:**

Project is a continuation of recent construction project from Pheasant Run Drive to Robinson Street.

**TOTAL PROJECT BUDGET BY FUND SOURCE AND PURPOSE:**

**THIS PROJECT NEEDS ASSISTANCE FROM:**

Purpose	Fnd 31		Total
Design	145,000		145,000
ROW			0
Utilities			0
Const.	969,000		969,000
Materials			0
<b>Total</b>	<b>1,114,000</b>	<b>0</b>	<b>1,114,000</b>

Bldg Maint	
IT	
Pub Wks	
Utilities	
Parks	
Other	

Reimbursable Account? no

Last Update 6/19/17

**ANNUAL BUDGET**

**CITY OF NORMAN**

PROJECT TITLE:	Waterline Replacement: Robinson Under I-35	PROJECT TYPE:	Water System	Improv.
PROJ. CATEGORY:	Water Distribution System	PROJECT NUMBER:	WA0195	
DEPARTMENT:	Utilities	ACCOUNT NUMBER:	031-9360-462	
MANAGER:	Chris Mattingly	BEGIN & END DATES:	7/1/13	to 6/30/18
WARD(s):	4	LIFE EXPECTANCY:	50 Years	

**DETAILED PROJECT DESCRIPTION:**

This project will replace approximately 5,500 feet of deteriorated 24-inch waterline with 30-inch waterline along Robinson between 36th Avenue NW and 24th Avenue NW; it will include a 48-inch diameter bore from Interstate drive to 24th Avenue NW and at 36th NW. The waterline has had numerous leaks and repairs and was constructed in the early 1970's of cast iron pipe. Phase II will include 5,300 LF 30-inch and continue from Brookhaven Creek west to Brookhaven water tower.

**EXPENDITURE SCHEDULE through CITY Accounts by FY**

Account Number	Cost Element	TOTAL ALL FISCAL YRS	Actual Prior Years	Budget FYE 2017	FYE 2018	FYE 2019	FYE 2020	FYE 2021	FYE 2022	Beyond 5 Years
031-9360-462.62-01	Design	693,401	447,502	245,899						
031-9360-462.60-01	ROW	158,599	132,692	25,907						
031-9360-462.67-01	Utilities	0								
031-9360-462.61-01	Const	6,441,000	547,476	3,793,524	2,100,000					
031-9360-462.63-01	Mats	0								
		0								
	<b>Total</b>	<b>7,293,000</b>	<b>1,127,670</b>	<b>4,065,330</b>	<b>2,100,000</b>	<b>0</b>	<b>0</b>	<b>0</b>	<b>0</b>	<b>0</b>

OPERATING IMPACT:

negligible	Water Fnd
------------	-----------

**STATUS & COMMENTS:**

NUA approved addition of 1000 LF 24" waterline to east of 24th NW to avoid major disruption at 24th Avenue NW intersection. Phase 1 from 24th NW to just west of Crossroads Boulevard bid in May 2016 and was complete in April 2017. Phase 2 project estimated at \$3.0 M from Crossroads to Brookhaven Water Tower expected to bid in late 2017.

**TOTAL PROJECT BUDGET BY FUND SOURCE AND PURPOSE:**

**THIS PROJECT NEEDS ASSISTANCE FROM:**

Purpose	Fnd 31		Total
Design	693,401		693,401
ROW	158,599		158,599
Utilities	0		0
Const.	6,441,000		6,441,000
Materials	0		0
<b>Total</b>	<b>7,293,000</b>	<b>0</b>	<b>7,293,000</b>
Reimbursable Account?	no		

Bldg Maint	
IT	
Pub Wks	
Utilities	
Parks	
Other	

Last Update 6/19/17

**ANNUAL BUDGET**

**CITY OF NORMAN**

PROJECT TITLE:	Water Line Replacement: West of Campus	PROJECT TYPE:	Water System	Maint.
PROJ. CATEGORY:	Water Distribution System	PROJECT NUMBER:	WA0246	
DEPARTMENT:	Utilities	ACCOUNT NUMBER:	031-9360-462	
MANAGER:	Charlie Thomas	BEGIN & END DATES:	7/1/17	to 6/30/19
WARD(s):	4 7	LIFE EXPECTANCY:	50 Years	

**DETAILED PROJECT DESCRIPTION:**

Project will replace ductile iron pipe (DIP) water lines in an area west of OU bounded by Brooks to the north, Flood to the west, Lindsey to the south, and Elm to the east. DIP is rupturing causing extensive damage to driveways, streets, and yards. The DIP is not compatible with the corrosive clay soils. Project will replace approximately 9,700 feet of 6" and 8" DIP with C900 PVC pipe. Project of this scope exceeds ability of Water Line Maintenance Division to perform on an annual basis.

**EXPENDITURE SCHEDULE through CITY Accounts by FY**

Account Number	Cost Element	TOTAL ALL FISCAL YRS	Actual Prior Years	Budget FYE 2017	FYE 2018	FYE 2019	FYE 2020	FYE 2021	FYE 2022	Beyond 5 Years
60.01	ROW	0								
031-9360-462.61-01	Const	750,000			750,000					
031-9360-462.62-01	Design	113,000			113,000					
63.01	Matls	0								
67.01	Utilities	0								
		0								
	<b>Total</b>	<b>863,000</b>	<b>0</b>	<b>0</b>	<b>863,000</b>	<b>0</b>	<b>0</b>	<b>0</b>	<b>0</b>	<b>0</b>

OPERATING IMPACT:

positive Water Fnd

**STATUS & COMMENTS:**

Updated price to FYE17

**TOTAL PROJECT BUDGET BY FUND SOURCE AND PURPOSE:**

**THIS PROJECT NEEDS ASSISTANCE FROM:**

Purpose	Fnd 31		Total
Design	113,000		113,000
ROW			0
Utilities			0
Const.	750,000		750,000
Materials			0
<b>Total</b>	<b>863,000</b>	<b>0</b>	<b>863,000</b>

Bldg Maint	
IT	
Pub Wks	
Utilities	
Parks	
Other	

Reimbursable Account? no

Last Update 6/19/17

**ANNUAL BUDGET**

**CITY OF NORMAN**

<b>PROJECT TITLE:</b> Water Metering / Billing Audit <b>PROJ. CATEGORY:</b> Water Distribution System <b>DEPARTMENT:</b> Utilities <b>MANAGER:</b> Chris Mattingly <b>WARD(s):</b> All	<b>PROJECT TYPE:</b> Water System      Maint. <b>PROJECT NUMBER:</b> WA0247 <b>ACCOUNT NUMBER:</b> 031-9395-462 <b>BEGIN &amp; END DATES:</b> 7/1/17      to      6/30/18 <b>LIFE EXPECTANCY:</b> 10 yrs.
--	---

**DETAILED PROJECT DESCRIPTION:**

With newer technologies emerging in meter billing analytics, staff will prepare an RFP for one or two consulting firms to perform a review of the past 5 years of our metering/billing data. These technologies are able to identify apparent losses including billing errors, meter tampering, theft, leaks, and other revenue loss issues. Consultants are touting that they will identify 1-5% increase in top line revenue. The findings will also identify information to allow NUA to establish better workflow planning and management for addressing the issues causing the revenue loss. If the audits prove successful, staff might engage in long term contracts in future budgets to allow continuous monitoring of anomalies and root cause detection.

**EXPENDITURE SCHEDULE through CITY Accounts by FY**

Account Number	Cost Element	TOTAL ALL FISCAL YRS	Actual Prior Years	Budget FYE 2017	FYE 2018	FYE 2019	FYE 2020	FYE 2021	FYE 2022	Beyond 5 Years
031-9395-462.62-01	Design	25,000			25,000					
		0								
		0								
		0								
		0								
	<b>Total</b>	25,000	0	0	25,000	0	0	0	0	0

**OPERATING IMPACT:**      negligible      Water Fnd      N/A

**STATUS & COMMENTS:**

**TOTAL PROJECT BUDGET BY FUND SOURCE AND PURPOSE:**

**THIS PROJECT NEEDS ASSISTANCE FROM:**

Purpose	Fnd 50	Fnd 31	Fnd 32	Total
Design				0
ROW				0
Utilities				0
Const.		0	0	0
Materials	25,000	0	0	25,000
<b>Total</b>	25,000	0	0	25,000
Reimbursable Account?	no	no	no	

Bldg Maint	
IT	
Pub Wks	
Utilities	
Parks	
Other	

Last Update      6/19/17

**ANNUAL BUDGET**

**CITY OF NORMAN**

PROJECT TITLE:	Waterline Maintenance Plan (40-Year)	PROJECT TYPE:	Water System	Improv.
PROJ. CATEGORY:	Water Line Maintenance Misc Projects	PROJECT NUMBER:	WA	
DEPARTMENT:	Utilities	ACCOUNT NUMBER:	031-9521-462	
MANAGER:	Mark Daniels	BEGIN & END DATES:	7/1/18	to 6/30/60
WARD(s):	all	LIFE EXPECTANCY:	50 Years	

**DETAILED PROJECT DESCRIPTION:**

The project assumes increasing water rates or creation of a Water Maintenance Fund similar to the Sewer Maintenance Fund. GIS records were researched to determine the approximate footage of older waterlines 12 inches in diameter and smaller that are constructed of ductile iron pipe, cast iron pipe, asbestos cement pipe, galvanized pipe or pipes with unknown material makeup. Generally, these pipes comprise about 60% of the total system and have outlived their design life due to age, material type, deterioration, or pipe diameter being less than current minimum of 6 inches. Existing users are expected to pay for these maintenance related issues or to upsize pipe diameter or material to meet current standards. Generally, new pipe will be PVC or HDPE.  
 SUBJECT TO NEW FUNDING AVAILABILITY

**EXPENDITURE SCHEDULE through CITY Accounts by FY**

Account Number	Cost Element	TOTAL ALL FISCAL YRS	Actual Prior Years	Budget FYE 2017	FYE 2018	FYE 2019	FYE 2020	FYE 2021	FYE 2022	Beyond 5 Years
031-9521-462.62-01	Design	15,210,000						380,000	380,000	14,450,000
031-9521-462.60-01	ROW	0						0	0	0
031-9521-462.61-01	Const	99,889,000						2,535,000	2,535,000	94,819,000
031-9521-462.67-01	Utilities	0								
031-9521-462.63-01	Matls	0								
		0								
	<b>Total</b>	<b>115,099,000</b>	<b>0</b>	<b>0</b>	<b>0</b>	<b>0</b>	<b>0</b>	<b>2,915,000</b>	<b>2,915,000</b>	<b>109,269,000</b>

OPERATING IMPACT:

high Water Fnd

**STATUS & COMMENTS:**

Estimated start of Water Maintenance Program is FYE21. It is assumed that no right-of-way will be required. Costs are 2016 dollars; inflation in future years is not considered in cost estimate.  
 20-year replacement program would require \$5.83M per year.

**TOTAL PROJECT BUDGET BY FUND SOURCE AND PURPOSE:**

**THIS PROJECT NEEDS ASSISTANCE FROM:**

Purpose	Fnd 31		Total
Design	15,210,000		15,210,000
ROW	0		0
Utilities	99,889,000		99,889,000
Const.	0		0
Materials	0		0
<b>Total</b>	<b>115,099,000</b>	<b>0</b>	<b>115,099,000</b>

Bldg Maint	
IT	
Pub Wks	
Utilities	
Parks	
Other	

Reimbursable Account? no

Last Update 2/17/17

**ANNUAL BUDGET**

**CITY OF NORMAN**

PROJECT TITLE:	Water Tower - High Pressure Plane	PROJECT TYPE:	Water System	Improv.
PROJ. CATEGORY:	Water Towers	PROJECT NUMBER:	WA0293	
DEPARTMENT:	Utilities	ACCOUNT NUMBER:	031-9354-462	
MANAGER:	Mark Daniels	BEGIN & END DATES:	7/1/08	to 6/30/17
WARD(s):	All	LIFE EXPECTANCY:	50 Years	

**DETAILED PROJECT DESCRIPTION:**

As the City of Norman continues to grow, additional elevated water storage will be needed to maintain water pressure during periods of peak demand and provide additional fire fighting capability. It is proposed that another 1.0 million gallon elevated storage tank be constructed in northeastern Norman in the high pressure plane (HPP).

**EXPENDITURE SCHEDULE through CITY Accounts by FY**

Account Number	Cost Element	TOTAL ALL FISCAL YRS	Actual Prior Years	Budget FYE 2017	FYE 2018	FYE 2019	FYE 2020	FYE 2021	FYE 2022	Beyond 5 Years
6201	Design	293,900	201,250	17,650						75,000
6001	ROW	12,912	12,912							
6701	Utilities	0								
6101	Const	3,296,722	2,508,032	288,690						500,000
6301	Matts	0								
		0								
	<b>Total</b>	<b>3,603,534</b>	<b>2,722,194</b>	<b>306,340</b>	<b>0</b>	<b>0</b>	<b>0</b>	<b>0</b>	<b>0</b>	<b>575,000</b>

OPERATING IMPACT: negligible Water Fnd Maintenance Only

**STATUS & COMMENTS:**

Design initiated in FYE14. Bids opened in March 2015; construction completed in June 2016. Assume recoating in Year 10 or FYE26.

**TOTAL PROJECT BUDGET BY FUND SOURCE AND PURPOSE:**

Purpose	Fnd 31		Total
Design	293,900		293,900
ROW	12,912		12,912
Utilities	0		0
Const.	3,296,722		3,296,722
Materials	0		0
<b>Total</b>	<b>3,603,534</b>	<b>0</b>	<b>3,603,534</b>
Reimbursable Account?	no		

**THIS PROJECT NEEDS ASSISTANCE FROM:**

Bldg Maint	
IT	
Pub Wks	
Utilities	
Parks	
Other	

Last Update 3/9/17

**ANNUAL BUDGET**

**CITY OF NORMAN**

PROJECT TITLE:	Water Tower Maintenance - Boyd Tower	PROJECT TYPE:	Water System	Maint.
PROJ. CATEGORY:	Water Towers	PROJECT NUMBER:	WA0039	
DEPARTMENT:	Utilities	ACCOUNT NUMBER:	031-9354-462	
MANAGER:	Chris Mattingly	BEGIN & END DATES:	7/1/11	to 6/30/22
WARD(s):	2	LIFE EXPECTANCY:	10 Years	

**DETAILED PROJECT DESCRIPTION:**

To continue to store drinking water in a safe environment, water towers must be continually maintained. Water tower inspection and resurfacing occurs on an approximate 10 year cycle; the Boyd Tower located near 2400 W. Boyd was last coated in may 2012. During resurfacing, structural defects or deterioration will be rehabilitated in order to extend the life of the tower. Additionally, a mixing device was installed to improve circulation and prevent accumulation of stagnant water in the water tower. The project will protect the water quality during storage in the water tower and help maintain compliance with the Phase II Disinfection Byproducts Rule promulgated in 2012.

**EXPENDITURE SCHEDULE through CITY Accounts by FY**

Account Number	Cost Element	TOTAL ALL FISCAL YRS	Actual Prior Years	Budget FYE 2017	FYE 2018	FYE 2019	FYE 2020	FYE 2021	FYE 2022	Beyond 5 Years
6201	Design	207,157	106,157						101,000	
6001	ROW	0								
6701	Utilities	0								
6101	Const	1,156,191	483,191						673,000	
6301	Matls	0								
		0								
	<b>Total</b>	<b>1,363,348</b>	<b>589,348</b>	<b>0</b>	<b>0</b>	<b>0</b>	<b>0</b>	<b>0</b>	<b>774,000</b>	<b>0</b>

OPERATING IMPACT:                      negligible      Water Fnd      Maintenance Only

**STATUS & COMMENTS:**

Boyd Tower was last sandblasted and coated in May 2012 by Classic Protective Coatings at a cost of approximately \$450,000 (PO#207407).

**TOTAL PROJECT BUDGET BY FUND SOURCE AND PURPOSE:**

Purpose	Fnd 31			Total
Design	207,157			207,157
ROW	0			0
Utilities	0			0
Const.	1,156,191			1,156,191
Materials	0			0
<b>Total</b>	<b>1,363,348</b>	<b>0</b>	<b>0</b>	<b>1,363,348</b>
Reimbursable Account?	no			

**THIS PROJECT NEEDS ASSISTANCE FROM:**

Bldg Maint	
IT	
Pub Wks	
Utilities	
Parks	
Other	

Last Update      3/9/17



**CITY OF NORMAN**

PROJECT TITLE:	Water Tower Maintenance - Cascade Tower	PROJECT TYPE:	Water System	Maint.
PROJ. CATEGORY:	Water Towers	PROJECT NUMBER:	WA0189	
DEPARTMENT:	Utilities	ACCOUNT NUMBER:	031-9354-462	
MANAGER:	Chris Mattingly	BEGIN & END DATES:	7/1/12	to 6/30/20
WARD(s):	8	LIFE EXPECTANCY:	10 Years	

**DETAILED PROJECT DESCRIPTION:**

To continue to store drinking water in a safe environment, water towers must be continually maintained. Water tower inspection and resurfacing occurs on an approximate 10 year cycle; the Cascade Tower was constructed in 1998. During resurfacing, structural defects or deterioration will be rehabilitated in order to extend the life of the tower.

**EXPENDITURE SCHEDULE through CITY Accounts by FY**

Account Number	Cost Element	TOTAL ALL FISCAL YRS	Actual Prior Years	Budget FYE 2017	FYE 2018	FYE 2019	FYE 2020	FYE 2021	FYE 2022	Beyond 5 Years
6201	Design	0								
6001	ROW	0								
6701	Utilities	0								
6101	Const	504,858	4,858				500,000			
6301	Mats	0								
		0								
	<b>Total</b>	<b>504,858</b>	<b>4,858</b>	<b>0</b>	<b>0</b>	<b>0</b>	<b>500,000</b>	<b>0</b>	<b>0</b>	<b>0</b>

OPERATING IMPACT:                      negligible      Water Fnd      Maintenance Only

**STATUS & COMMENTS:**

During FYE10, the paint was in good condition and not in need of resurfacing. The tank was inspected and the exterior was cleaned and treated for mildew in August 2012. The tank was inspected in FYE14 and paint was found to be satisfactory for an additional 7 years; move next painting back to FYE20.

**TOTAL PROJECT BUDGET BY FUND SOURCE AND PURPOSE:**

**THIS PROJECT NEEDS ASSISTANCE FROM:**

Purpose	Fnd 31			Total
Design	0			0
ROW	0			0
Utilities	0			0
Const.	504,858			504,858
Materials	0			0
<b>Total</b>	<b>504,858</b>	<b>0</b>	<b>0</b>	<b>504,858</b>
Reimbursable Account?	no			

Bldg Maint	
IT	
Pub Wks	
Utilities	
Parks	
Other	

Last Update      3/9/17

**CITY OF NORMAN**

PROJECT TITLE:	Water Tower Maintenance - Hall Park	PROJECT TYPE:	Water System	Maint.	
PROJ. CATEGORY:	Water Towers	PROJECT NUMBER:	WA0294		
DEPARTMENT:	Utilities	ACCOUNT NUMBER:	031-9354-462		
MANAGER:	Chris Mattingly	BEGIN & END DATES:	7/1/09	to	6/30/19
WARD(s):	6	LIFE EXPECTANCY:	50 years		

**DETAILED PROJECT DESCRIPTION:**

The Hall Park standpipe is located within the high pressure plane in NE Norman but is not currently active due to its inadequate height. The high pressure plane relies solely on water treatment plant pumps to maintain the pressure about 10 psi higher than the regular pressure plane. A new elevated storage tower (EST) has been constructed under project WA0293, HPP EST. \$100,000 is budgeted tear down this structure and restore the site once all communications antennas have been relocated.

**EXPENDITURE SCHEDULE through CITY Accounts by FY**

Account Number	Cost Element	TOTAL ALL FISCAL YRS	Actual Prior Years	Budget FYE 2017	FYE 2018	FYE 2019	FYE 2020	FYE 2021	FYE 2022	Beyond 5 Years
031-9939-462.62-01	Design	0								
031-9939-462.60-01	ROW	0								
031-9939-462.67-01	Utilities	0								
031-9939-462.63-01	Matls	0								
031-9939-462.61-01	Const	100,000				100,000				
		0								
	<b>Total</b>	<b>100,000</b>	<b>0</b>	<b>0</b>	<b>0</b>	<b>100,000</b>	<b>0</b>	<b>0</b>	<b>0</b>	<b>0</b>

OPERATING IMPACT: negligible | Water Fnd | maintain asset

**STATUS & COMMENTS:**

Funding of new water tower in HPP eliminates need to modify this tower. Tower will remain until new tower in erected; at that time, this tower will likely be demolished.

**TOTAL PROJECT BUDGET BY FUND SOURCE AND PURPOSE:**

**THIS PROJECT NEEDS ASSISTANCE FROM:**

Purpose	Fnd 31		Total
Design	0		0
ROW			0
Utilities			0
Const.	100,000		100,000
Materials	0		0
<b>Total</b>	<b>100,000</b>	<b>0</b>	<b>100,000</b>

Bldg Maint	
IT	
Pub Wks	
Utilities	
Parks	
Other	

Reimbursable Account? no

Last Update 3/9/17

**CITY OF NORMAN**

PROJECT TITLE:	Water Tower Maintenance - Lindsey Tower	PROJECT TYPE:	Water System	Maint.
PROJ. CATEGORY:	Water Towers	PROJECT NUMBER:	WA0182	
DEPARTMENT:	Utilities	ACCOUNT NUMBER:	031-9354-462	
MANAGER:	Chris Mattingly	BEGIN & END DATES:	7/1/09	to 6/30/20
WARD(s):	2	LIFE EXPECTANCY:	10 Years	

**DETAILED PROJECT DESCRIPTION:**

To continue to store drinking water in a safe environment Norman needs to maintain their water towers on a continual basis. The Lindsey Street Tower was last addressed by resurfacing the interior of the tank in 1993. It is recommended that the existing towers be resurfaced on a 10 year rotation. During resurfacing, structural defects or deterioration will be rehabilitated in order to extend the life of this tower.

Staff has reconsidered the resurfacing of Lindsey Water Tower. Several factors such as lead paint, location regarding lead paint abatement, and poor circulation/stagnant water were considered against tearing down and replacing the tank with a new one located in a more useful part of Norman. Additionally, a new monopole is being built which will allow the NUA to honor the existing cell phone tower contracts. Therefore, this budget projection allows for the funds to demolish and remove the tank from service. Staff is having another water model ran since new apartments have been built and more are proposed in this area.

**EXPENDITURE SCHEDULE through CITY Accounts by FY**

Account Number	Cost Element	TOTAL ALL FISCAL YRS	Actual Prior Years	Budget FYE 2017	FYE 2018	FYE 2019	FYE 2020	FYE 2021	FYE 2022	Beyond 5 Years
6201	Design	0								
6001	ROW	0								
6701	Utilities	0								
6101	Const	200,000					200,000			
6301	Mats	0								
		0								
	<b>Total</b>	<b>200,000</b>	<b>0</b>	<b>0</b>	<b>0</b>	<b>0</b>	<b>200,000</b>	<b>0</b>	<b>0</b>	<b>0</b>

OPERATING IMPACT: 

negligible	Water Fnd	Maintenance Only
------------	-----------	------------------

**STATUS & COMMENTS:**

Delay demolition until FYE20 or until it is determined if tank can be used in conjunction with a non-potable water reuse distribution system.

**TOTAL PROJECT BUDGET BY FUND SOURCE AND PURPOSE:**

Purpose	Fnd 31		Total
Design	0		0
ROW	0		0
Utilities	0		0
Const.	200,000		200,000
Materials	0		0
<b>Total</b>	<b>200,000</b>	<b>0</b>	<b>200,000</b>
Reimbursable Account?	no		

**THIS PROJECT NEEDS ASSISTANCE FROM:**

Bldg Maint	
IT	
Pub Wks	
Utilities	
Parks	
Other	

Last Update 3/9/17

**CITY OF NORMAN**

<b>PROJECT TITLE:</b>	Water Tower Maintenance - Robinson Tower	<b>PROJECT TYPE:</b>	Water System	Maint.
<b>PROJ. CATEGORY:</b>	Water Towers	<b>PROJECT NUMBER:</b>	WA0040	
<b>DEPARTMENT:</b>	Utilities	<b>ACCOUNT NUMBER:</b>	031-9354-462	
<b>MANAGER:</b>	Chris Mattingly	<b>BEGIN &amp; END DATES:</b>	7/1/05	to 6/30/16
<b>WARD(s):</b>	8	<b>LIFE EXPECTANCY:</b>	10 Years	

**DETAILED PROJECT DESCRIPTION:**

To continue to store drinking water in a safe environment, water towers must be continually maintained. Water tower inspection and resurfacing occurs on an approximate 10 year cycle; the Robinson Water Tower located at 4000 W. Robinson was last coated in July 2006. During resurfacing, structural defects or deterioration will be rehabilitated in order to extend the life of the tower. Additionally, a mixing device was installed to improve circulation and prevent accumulation of stagnant water in the water tower. The project will protect the water quality during storage in the water tower and help maintain compliance with the Phase II Disinfection Byproducts Rule promulgated in 2012. Resurfacing and painting assumed in FYE2021.

**EXPENDITURE SCHEDULE through CITY Accounts by FY**

Account Number	Cost Element	TOTAL ALL FISCAL YRS	Actual Prior Years	Budget FYE 2017	FYE 2018	FYE 2019	FYE 2020	FYE 2021	FYE 2022	Beyond 5 Years
6201	Design	139,650	39,650					100,000		
6001	ROW	0								
6701	Utilities	0								
6101	Const	1,152,600	485,600					667,000		
6301	Matls	0								
		0								
	<b>Total</b>	<b>1,292,250</b>	<b>525,250</b>	<b>0</b>	<b>0</b>	<b>0</b>	<b>0</b>	<b>767,000</b>	<b>0</b>	<b>0</b>

**OPERATING IMPACT:**

negligible	Water Fnd	Maintenance Only
------------	-----------	------------------

**STATUS & COMMENTS:**

Robinson Tower was last sandblasted and coated in July 2006 by TMI Coatings at a cost of approximately \$400,000 (PO#127313). FYE21 project inflated 3% per year with 15% contingency.

**THIS PROJECT NEEDS ASSISTANCE FROM:**

Purpose	Fnd 31	Total
Design	139,650	139,650
ROW	0	0
Utilities	0	0
Const.	1,152,600	1,152,600
Materials	0	0
<b>Total</b>	<b>1,292,250</b>	<b>1,292,250</b>

Bldg Maint	
IT	
Pub Wks	
Utilities	
Parks	
Other	

Reimbursable Account? no

Last Update 3/9/17

**ANNUAL BUDGET**

**CITY OF NORMAN**

PROJECT TITLE:	WTP Backwash Tower - Resurfacing Project	PROJECT TYPE:	Water System	Maint.
PROJ. CATEGORY:	Water Towers	PROJECT NUMBER:	WA0274	
DEPARTMENT:	Utilities	ACCOUNT NUMBER:	031-9939-462	
MANAGER:	Chris Mattingly	BEGIN & END DATES:	7/1/16	to 6/30/18
WARD(s):	4	LIFE EXPECTANCY:	50 years	

**DETAILED PROJECT DESCRIPTION:**

The water treatment plant backwash water tower was last repainted in 1993. It has a capacity of 100,000 gallons and is 85-ft tall with a 36-inch x 65-ft riser. The paint is failing and needs resurfaced both inside and out. Staff has delayed the project due to the inability to backwash filters while the tank was out of service. Since a new water tower is being constructed for the High Pressure Plane, it can be utilized as an interim backwash source while the WTP backwash tower is resurfaced. The existing paint does not contain lead. This project will consist of designing bid specifications to meet state and federal requirements. A contractor will then be hired to resurface the tower with a paint system that will last 10 or more years. Resurfacing is estimated at \$220,000.

**EXPENDITURE SCHEDULE through CITY Accounts by FY**

Account Number	Cost Element	TOTAL ALL FISCAL YRS	Actual Prior Years	Budget FYE 2017	FYE 2018	FYE 2019	FYE 2020	FYE 2021	FYE 2022	Beyond 5 Years
031-9939-462.62-01	Design	60,000		60,000						
031-9939-462.60-01	ROW	0								
031-9939-462.67-01	Utilities	0								
031-9939-462.63-01	Matls	0								
031-9939-462.61-01	Const	220,000			220,000					
		0								
	<b>Total</b>	<b>280,000</b>	<b>0</b>	<b>60,000</b>	<b>220,000</b>	<b>0</b>	<b>0</b>	<b>0</b>	<b>0</b>	<b>0</b>

OPERATING IMPACT: 

negligible	Water Fnd	maintain asset
------------	-----------	----------------

**STATUS & COMMENTS:**

**TOTAL PROJECT BUDGET BY FUND SOURCE AND PURPOSE:**

**THIS PROJECT NEEDS ASSISTANCE FROM:**

Purpose	Fnd 31		Total
Design	60,000		60,000
ROW			0
Utilities			0
Const.	220,000		220,000
Materials	0		0
<b>Total</b>	<b>280,000</b>	<b>0</b>	<b>280,000</b>
Reimbursable Account?	no		

Bldg Maint	
IT	
Pub Wks	
Utilities	
Parks	
Other	

Last Update 3/10/17

**ANNUAL BUDGET**

**CITY OF NORMAN**

PROJECT TITLE:	Well Modifications: Arsenic Treatment	PROJECT TYPE:	Water System	Improv.
PROJ. CATEGORY:	Well & Distribution Systems	PROJECT NUMBER:	WA0009	
DEPARTMENT:	Utilities	ACCOUNT NUMBER:	031-9345-462	
MANAGER:	Gerl Wellborn	BEGIN & END DATES:	7/1/06	to 6/30/22
WARD(s):	8	LIFE EXPECTANCY:		

**DETAILED PROJECT DESCRIPTION:**

In order to comply with the Arsenic Rule, an Arsenic Report was prepared in June 2003. Plan C was recommended and use of 11 water wells was discontinued (well 7, 11, 12, 13, 14, 15, 16, 18, 19, 20 & 24) pending closure at about \$20,000 per well. Wells recommended for closure will be considered for remediation, irrigation or other non-potable uses before being permanently closed. In FYE11, this project was created to install a pilot arsenic removal system (ion exchange) at water wells 32, 33 and possibly a new well yet to be constructed. Staff was working to design and install an ion exchange treatment system at Well 32 with a capacity of up to 540 gpm to treat water from 3 wells. Additional easement (or land purchase) is required. Funds are needed to purchase the treatment system, house the system in a masonry building and install a sewer line across Sooner Road. Additionally, a water line will be installed to transport water from other wells to the treatment site. Project implementation has been delayed to FYE19, at the earliest, due to the high probability of EPA instituting a hexavalent chromium limit for drinking water.

**EXPENDITURE SCHEDULE through CITY Accounts by FY**

Account Number	Cost Element	TOTAL ALL FISCAL YRS	Actual Prior Years	Budget FYE 2017	FYE 2018	FYE 2019	FYE 2020	FYE 2021	FYE 2022	Beyond 5 Years
031-9345-462.62-01	Design	244,756	4,756	0				240,000		
031-9345-462.60-01	ROW	20,000		0				20,000		
031-9345-462.67-01	Utilities	0								
031-9345-462.61-01	Const	1,214,676	14,676	0				1,200,000		
031-9345-462.63-01	Mats	0								
		0								
	<b>Total</b>	<b>1,479,432</b>	<b>19,432</b>	<b>0</b>	<b>0</b>	<b>0</b>	<b>0</b>	<b>1,460,000</b>	<b>0</b>	<b>0</b>

**OPERATING IMPACT:**

moderate	Water Fnd	Modification of existing well to reduce arsenic level.
----------	-----------	--

**STATUS & COMMENTS:**

FYE11 project will be temporarily closed and re-budgeted in FYE21, if not included in another project and if funding is available.

**TOTAL PROJECT BUDGET BY FUND SOURCE AND PURPOSE:**

**THIS PROJECT NEEDS ASSISTANCE FROM:**

Purpose	Fnd 31		Total
Design	244,756		244,756
ROW	20,000		20,000
Utilities	0		0
Const.	1,214,676		1,214,676
Materials	0		0
<b>Total</b>	<b>1,479,432</b>	<b>0</b>	<b>1,479,432</b>
Reimbursable Account?	no		

Bldg Maint	
IT	
Pub Wks	
Utilities	
Parks	
Other	

Last Update 3/8/17

**CITY OF NORMAN**

PROJECT TITLE:	12 MGD GWTP for Chromium/Arsenic	PROJECT TYPE:	Water System
PROJ. CATEGORY:	Water Treatment Plant	PROJECT NUMBER:	WA
DEPARTMENT:	Utilities	ACCOUNT NUMBER:	31
MANAGER:	Mark Daniels	BEGIN & END DATES:	7/1/21 to 6/30/24
WARD(s):	All	LIFE EXPECTANCY:	20 yrs

**DETAILED PROJECT DESCRIPTION:**

Due to increasing public concerns and a potential reduction in the maximum contaminant level (MCL) for Chromium 6 as well as other naturally occurring metals in the Garber Wellington Aquifer, alternatives have been developed to reduce levels of these substances. Alternatives being considered will vary dependent upon the final MCL established by the EPA and range from blending groundwater with other potable water, treatment of numerous wells at a new facility, to abandonment of our groundwater supply and replacement from other sources.

This project considers groundwater from our entire well field as non-potable and assumes a new Chromium MCL of 10 parts per billion (PPB). This project also assumes (1) non-potable water from 7 southern wells will be blended with treated water from our existing WTP to meet the MCL (see Well Field Blending at WTP), (2) 10 wells abandoned due to arsenic levels are rehabbed, transported to and treated at a new GWTP (see 3 MGD Arsenic GWTP), and (3) 10 new wells from the FYE16 Water Wells project are also completed and assumed to provide an additional peak capacity of 3 MGD.

Thus, a peak groundwater flow of 12 MGD from 40 wells (8 MGD average daily flow) will be conveyed via non-potable waterlines to the city owned site located at 12th Ave NE and Franklin Road for treatment prior to distribution to customers. Approximately 25 miles of non-potable waterlines are expected to be constructed at an estimated cost of \$17.5M. With an MCL of 10 PPB for arsenic and Chromium 6, the new microfiltration GWTP is expected to be required at an estimated cost of \$41.4M. The estimated project timeline is to begin design (\$11.3M) and ROW acquisition (\$1.5M) in FYE21 followed by construction (\$58.9M) in FYE22 through FYE23 for a total project cost of \$71.8M. Since the majority of the improvements are related to treatment of an existing water source, the improvements should likely be paid for through water rates or other non-impact related fees. Treatment costs are taken from Assumption Tables provided in the 2060 Strategic Water Supply Plan (2012 costs); distribution costs were developed by NUA staff in 2013. Costs are preliminary and additional study is needed to accurately project future costs.

**EXPENDITURE SCHEDULE through CITY Accounts by FY**

Account Number	Cost Element	TOTAL ALL FISCAL YRS	Actual Prior Years	Budget FYE 2017	FYE 2018	FYE 2019	FYE 2020	FYE 2021	FYE 2022	Beyond 5 Years
031-????-462.62-01	Design	11,302,000	0	0				7,162,000	4,140,000	0
031-????-462.61-01	Const	58,928,000	0	0					27,878,000	31,050,000
031-????-462.60-01	ROW	1,540,000	0	0				1,540,000		0
		0								
		0								
		0								
	<b>Total</b>	<b>71,770,000</b>	<b>0</b>	<b>0</b>	<b>0</b>	<b>0</b>	<b>0</b>	<b>8,702,000</b>	<b>32,018,000</b>	<b>31,050,000</b>

OPERATING IMPACT:                      negligible      Water Fnd      maintain asset

**STATUS & COMMENTS:**

A potential reduction in the maximum contaminant level (MCL) for Chromium 6 as well as other naturally occurring metals in the Garber Wellington Aquifer, and increasing public concerns, require development of alternatives to reduce levels of these substances. Alternatives being considered vary dependent upon the reduced MCL and range from blending groundwater with surface water, treatment of numerous wells at a new facility, to abandonment of our groundwater supply and replacement from other sources. Cost estimates are preliminary and additional study is needed to accurately project future costs.

**TOTAL PROJECT BUDGET BY FUND SOURCE AND PURPOSE:**

**THIS PROJECT NEEDS ASSISTANCE FROM:**

Purpose	Fnd 31	Fed. Aid	Total
Design	11,302,000		11,302,000
ROW	1,540,000		1,540,000
Utilities			0
Const.	58,928,000		58,928,000
Materials			0
<b>Total</b>	<b>71,770,000</b>	<b>0</b>	<b>71,770,000</b>

Bldg Maint	
IT	yes
Pub Wks	
Utilities	
Parks	
Other	

Reimbursable Account?

Last Update      2/17/17

**ANNUAL BUDGET**

**CITY OF NORMAN**

PROJECT TITLE:	WTP-Fiber Expansion	PROJECT TYPE:	Bldgs & Gnds	Improv.
PROJ. CATEGORY:		PROJECT NUMBER:	WA0248	
DEPARTMENT:	Information Technology	ACCOUNT NUMBER:	031-9939-462	
MANAGER:	Kari Madden	BEGIN & END DATES:	7/1/17	to 6/30/20
WARD(s):	All All	LIFE EXPECTANCY:	15 years or more	

**DETAILED PROJECT DESCRIPTION:**

The City Water Treatment facility network connectivity is severely degrading to the point at times phones are not working properly and network access is extremely slowed. We proposed to run fiber to the facility from Fire Station 9 and ran into issues with lack of ROW along the path. We are proposing to run fiber from Robinson and 12th east to the facility which will also provide critical infrastructure to be in place for the proposed EOC facility to use as well as signalization along that path in the future as well. The project is short \$55,000 to complete the buildout along this path.

We have \$90,000 that was funded in 031-5534-461.53-01 initially and need an additional \$55,000 to complete the buildout of this infrastructure.

**EXPENDITURE SCHEDULE through CITY Accounts by FY**

Account Number	Cost Element	TOTAL ALL FISCAL YRS	Actual Prior Years	Budget FYE 2017	FYE 2018	FYE 2019	FYE 2020	FYE 2021	FYE 2022	..Beyond 5 Years
6201	Design	0								
6001	ROW	0								
6701	Utilities	0								
031-9939-462.61-01	Const	55,000			55,000					
6301	Mats	0								
		0								
	<b>Total</b>	<b>55,000</b>	<b>0</b>	<b>0</b>	<b>55,000</b>	<b>0</b>	<b>0</b>	<b>0</b>	<b>0</b>	<b>0</b>

OPERATING IMPACT:

**STATUS & COMMENTS:**

**TOTAL PROJECT BUDGET BY FUND SOURCE AND PURPOSE:**

**THIS PROJECT NEEDS ASSISTANCE FROM:**

Purpose	Fnd 50	Fnd 51	Fnd 31	Total
Design				0
ROW				0
Utilities				0
Const.			55,000	55,000
Materials				0
<b>Total</b>	<b>0</b>	<b>0</b>	<b>55,000</b>	<b>55,000</b>

Bldg Maint		
IT		
Pub Wks		
Utilities	yes	31
Parks		
Other	yes	51

Reimbursable Account?

no

Last Update 6/19/17

**ANNUAL BUDGET**



**CITY OF NORMAN**

PROJECT TITLE:	New Building for Line Maintenance	PROJECT TYPE:	Water System	Improv.	
PROJ. CATEGORY:	Bldgs & Gnds	PROJECT NUMBER:	WA/WW		
DEPARTMENT:	Utilities	ACCOUNT NUMBER:			
MANAGER:	David Hager	BEGIN & END DATES:	7/1/17	to	6/30/19
WARD(s):	All	LIFE EXPECTANCY:	10 years		

**DETAILED PROJECT DESCRIPTION:**

The Line Maintenance Division consisting of administrative staff, and water and sewer line maintenance sections are located on the North Base property; they are housed adjacent to the Fleet offices and vehicle servicing areas. The existing 11,000 SF building area housing administrative offices, the employee breakroom, fire hydrant/meter repair area as well as a storage area for numerous water and sewer line repair parts, replacement meters/firehydrants, etc. A separate building is provided for pump repair parts and a work area for pump repairs and testing. This CIP assumes construction of a new 20,000 SF facility and appurtenances NW of the water treatment plant at an estimated cost of \$100 per square foot (SF) with design estimated at 10% of the building cost.

**EXPENDITURE SCHEDULE through CITY Accounts by FY**

Account Number	Cost Element	TOTAL ALL FISCAL YRS	Actual Prior Years	Budget FYE 2017	FYE 2018	FYE 2019	FYE 2020	FYE 2021	FYE 2022	Beyond 5 Years
031-xxxx-462.62-01	Design	115,000				115,000				
031-xxxx-462.60-01	ROW	0								
031-xxxx-462.61-01	Const	1,143,000					1,143,000			
032-xxxx-432.62-01	Design	115,000				115,000				
032-xxxx-432.60-01	ROW	0								
032-xxxx-432.61-01	Const	1,143,000					1,143,000			
	WA Total	1,258,000	0	0	0	115,000	1,143,000	0	0	0
	WW Total	1,258,000	0	0	0	115,000	1,143,000	0	0	0

**OPERATING IMPACT:**

slight      Water Fnd

**STATUS & COMMENTS:**

Funding is proposed to be split 50%/50% between the Water Fund 031 and the Water Reclamation Fund 032.  
Project moved back one year to FYE19.

**TOTAL PROJECT BUDGET BY FUND SOURCE AND PURPOSE:**

**THIS PROJECT NEEDS ASSISTANCE FROM:**

Purpose	Fnd 31	Fnd 32		Total
Design	115,000	115,000		230,000
ROW	0	0		0
Utilities	1,143,000	1,143,000		2,286,000
Const.				0
Materials				0
<b>Total</b>	<b>1,258,000</b>	<b>1,258,000</b>	<b>0</b>	<b>2,516,000</b>

Bldg Maint	
IT	
Pub Wks	
Utilities	
Parks	
Other	

Reimbursable Account?      no

Last Update      1/6/17

**ANNUAL BUDGET**

**CITY OF NORMAN**

<b>PROJECT TITLE:</b>	Reactivate Arsenic Wells & 3 MGD GWTP	<b>PROJECT TYPE:</b>	Water System
<b>PROJ. CATEGORY:</b>	Water Treatment Plant	<b>PROJECT NUMBER:</b>	WA
<b>DEPARTMENT:</b>	Utilities	<b>ACCOUNT NUMBER:</b>	
<b>MANAGER:</b>	Mark Daniels	<b>BEGIN &amp; END DATES:</b>	7/1/19 to 6/30/23
<b>WARD(s):</b>	All	<b>LIFE EXPECTANCY:</b>	20 yrs

**DETAILED PROJECT DESCRIPTION:**

This project considers our western well field as non-potable water and assumes 3.0 MGD of groundwater from 10 wells no longer in use will be conveyed via non-potable waterlines (estimated at \$5.2M) to 12th Ave NE and Franklin Road for treatment prior to distribution to our customers. The non potable waterline is estimated to total 7 miles; this price includes acquisition of a 10-foot wide easement, design, and construction. Wells are assumed to require rehabilitation costs of \$1.3M prior to delivery to the WTP. With an arsenic MCL of 10 PPB, the new treatment facility would likely be a microfiltration WTP costing \$12.4M to construct for an estimated total project cost of \$19.0 million.

**EXPENDITURE SCHEDULE through CITY Accounts by FY**

Account Number	Cost Element	TOTAL ALL FISCAL YRS	Actual Prior Years	Budget FYE 2017	FYE 2018	FYE 2019	FYE 2020	FYE 2021	FYE 2022	Beyond 5 Years
031-????-462.62-01	Design	2,930,000	0	0				2,930,000	0	0
031-????-462.61-01	Const	15,340,000	0	0				10,047,000	2,647,000	2,646,000
031-????-462.60-01	ROW	740,000	0	0				740,000	0	0
		0								
		0								
		0								
<b>Total</b>		<b>19,010,000</b>	<b>0</b>	<b>0</b>	<b>0</b>	<b>0</b>	<b>0</b>	<b>13,717,000</b>	<b>2,647,000</b>	<b>2,646,000</b>

**OPERATING IMPACT:**

negligible	Water Fnd	maintain asset
------------	-----------	----------------

**STATUS & COMMENTS:**

This project could be initiated prior to the final Chromium 6 Rule and could reclaim about 3 MGD of peak capacity (2.1 sustained capacity) lost due to the arsenic rule in 2006. Cost estimates are preliminary and additional study is needed to accurately project future costs.

**TOTAL PROJECT BUDGET BY FUND SOURCE AND PURPOSE:**

Purpose	Fnd 31	Fed. Aid	Total
Design	2,930,000		2,930,000
ROW	740,000		740,000
Utilities			0
Const.	15,340,000		15,340,000
Materials			0
<b>Total</b>		<b>19,010,000</b>	<b>19,010,000</b>
Reimbursable Account?			

**THIS PROJECT NEEDS ASSISTANCE FROM:**

Bldg Maint	
IT	yes
Pub Wks	
Utilities	
Parks	
Other	

Last Update 2/17/17

**ANNUAL BUDGET**

**CITY OF NORMAN**

PROJECT TITLE:	Well Field Blending at WTP	PROJECT TYPE:	Water System	Maint.
PROJ. CATEGORY:	Water Treatment Plant	PROJECT NUMBER:	WA0214	
DEPARTMENT:	Utilities	ACCOUNT NUMBER:	031-9398-462	
MANAGER:	Mark Daniels	BEGIN & END DATES:	7/1/15	to 6/30/18
WARD(s):	All	LIFE EXPECTANCY:	20 yrs	

**DETAILED PROJECT DESCRIPTION:**

This project considers a portion of our well field as non-potable and assumes non-potable waterlines from approximately 7 southern wells can be blended with treated water from our existing WTP to meet a new Chromium MCL of 10 parts per billion (PPB) and/or other metals of concern by constructing approximately 5 miles of waterline. Projects will be constructed in phases to continue utilization of our existing well field as much as practical.

**EXPENDITURE SCHEDULE through CITY Accounts by FY**

Account Number	Cost Element	TOTAL ALL FISCAL YRS	Actual Prior Years	Budget FYE 2017	FYE 2018	FYE 2019	FYE 2020	FYE 2021	FYE 2022	Beyond 5 Years
031-9398-462.62-01	Design	523,000		101,000		211,000	211,000			
031-9398-462.61-01	Const	3,036,000		732,000		1,152,000	1,152,000			
031-9398-462.60-01	ROW	266,000		106,000		80,000	80,000			
		0								
		0								
		0								
	<b>Total</b>	<b>3,825,000</b>	<b>0</b>	<b>939,000</b>	<b>0</b>	<b>1,443,000</b>	<b>1,443,000</b>	<b>0</b>	<b>0</b>	<b>0</b>

**OPERATING IMPACT:**

negligible      Water Fnd      maintain asset

**STATUS & COMMENTS:**

A potential reduction in the maximum contaminant level (MCL) for Chromium 6 as well as other naturally occurring metals in the Garber Wellington Aquifer, and increasing public concerns, require development of alternatives to reduce levels of these substances. Alternatives being considered vary dependent upon the reduced MCL and range from blending groundwater with surface water, treatment of numerous wells at a new facility, to abandonment of our groundwater supply and replacement from other sources. Cost estimates are preliminary and additional study is needed to accurately project future costs. Prices updated for rural areas from 5 to 8 times pipe diameter.

**TOTAL PROJECT BUDGET BY FUND SOURCE AND PURPOSE:**

**THIS PROJECT NEEDS ASSISTANCE FROM:**

Purpose	Fnd 31	Fed. Aid		Total
Design	523,000			523,000
ROW	266,000			266,000
Utilities				0
Const.	3,036,000			3,036,000
Materials				0
<b>Total</b>	<b>3,825,000</b>	<b>0</b>	<b>0</b>	<b>3,825,000</b>
Reimbursable Account?				

Bldg Maint	
IT	
Pub Wks	
Utilities	
Parks	
Other	

Last Update      3/10/17

**ANNUAL BUDGET**

**CITY OF NORMAN**

<b>PROJECT TITLE:</b>	WTP Laboratory Remodel	<b>PROJECT TYPE:</b>	Water System		Maint.
<b>PROJ. CATEGORY:</b>	Water Treatment Plant	<b>PROJECT NUMBER:</b>	WA		
<b>DEPARTMENT:</b>	Utilities	<b>ACCOUNT NUMBER:</b>	031-5531		
<b>MANAGER:</b>	Geri Wellborn	<b>BEGIN &amp; END DATES:</b>	7/1/18	to	6/30/19
<b>WARD(s):</b>	All	<b>LIFE EXPECTANCY:</b>	20 years		

**DETAILED PROJECT DESCRIPTION:**

The laboratory at the Water treatment Plant was built in 1983 during a plant expansion. The space is used by Plant Operators 24 hours a day and Laboratory Staff every week day. The space sees substantial traffic which has worn out the cabinets and countertops and floor in the lab. This project will develop a new layout of the lab space and replace cabinets, countertops and floor. Currently, the Operations staff office is in the hall of the administration building. The hall has 8 sets of large single pane glass windows. The space is difficult to heat and the Operations staff wear coats and coveralls when working at the desk. These windows are not energy efficient and the iron frames are rusted thru in some locations. This project will replace the windows in the hall with double pane energy efficient window. This will reduce the energy spent on conditioning the building.

**EXPENDITURE SCHEDULE through CITY Accounts by FY**

Account Number	Cost Element	TOTAL ALL FISCAL YRS	Actual Prior Years	Budget FYE 2017	FYE 2018	FYE 2019	FYE 2020	FYE 2021	FYE 2022	Beyond 5 Years
	Design	20,000				20,000				
	Const	105,000				105,000				
	Mats	0								
	Utilities	0								
		0								
		0								
	<b>Total</b>	<b>125,000</b>	<b>0</b>	<b>0</b>	<b>0</b>	<b>125,000</b>	<b>0</b>	<b>0</b>	<b>0</b>	<b>0</b>

OPERATING IMPACT:

**STATUS & COMMENTS:**

**TOTAL PROJECT BUDGET BY FUND SOURCE AND PURPOSE:**

**THIS PROJECT NEEDS ASSISTANCE FROM:**

Purpose	Fnd 31			Total
Design	20,000			20,000
ROW				0
Utilities	0			0
Const.	105,000			105,000
Materials	0			0
<b>Total</b>	<b>125,000</b>	<b>0</b>	<b>0</b>	<b>125,000</b>
Reimbursable Account?	no			

Bldg Maint	
IT	
Pub Wks	
Utilities	
Parks	
Other	

Last Update 3/10/17

**CITY OF NORMAN**

<b>PROJECT TITLE:</b>	WTP: Land Purchase	<b>PROJECT TYPE:</b>	Water System	Improv.
<b>PROJ. CATEGORY:</b>	Water Treatment	<b>PROJECT NUMBER:</b>		
<b>DEPARTMENT:</b>	Utilities	<b>ACCOUNT NUMBER:</b>		
<b>MANAGER:</b>	Chris Mattingly	<b>BEGIN &amp; END DATES:</b>	7/1/18	to 6/30/19
<b>WARD(s):</b>	All	<b>LIFE EXPECTANCY:</b>	10 years	

**DETAILED PROJECT DESCRIPTION:**

The existing water treatment plant site is fully utilized. The 2060 Strategic Water Supply Plan projects the need for an additional 13 million gallons per day (MGD) of treated water supply to reach our projected 2060 average daily demand of 29 MGD. The additional capacity at the WTP varies between 11 and 13 MGD depending upon whether 2 MGD of additional groundwater supply is selected for inclusion in our water supply portfolio. Additional land will be required under any scenario for expansion of the WTP. Tracts of at least 30 acres and up to 160 acres are needed and may be available; this CIP assumes purchase of 160 acres of land at an average cost of \$10,000 per acre.

**EXPENDITURE SCHEDULE through CITY Accounts by FY**

Account Number	Cost Element	TOTAL ALL FISCAL YRS	Actual Prior Years	Budget FYE 2017	FYE 2018	FYE 2019	FYE 2020	FYE 2021	FYE 2022	Beyond 5 Years
031-xxxx-462.62-01	Design _	0								
031-xxxx-462.60-01	ROW	1,600,000				1,600,000				
031-xxxx-462.61-01	Const	0								
		0								
		0								
		0								
		0								
	<b>Total</b>	1,600,000	0	0	0	1,600,000	0	0	0	0

**OPERATING IMPACT:**                      slight                      Water Fnd

**STATUS & COMMENTS:**

**TOTAL PROJECT BUDGET BY FUND SOURCE AND PURPOSE:**

**THIS PROJECT NEEDS ASSISTANCE FROM:**

Purpose	Fnd 31			Total			
Design	0			0	Bldg Maint		
ROW	1,600,000			1,600,000	IT		
Utilities	0			0	Pub Wks		
Const.				0	Utilities		
Materials				0	Parks		
				0	Other		
<b>Total</b>	1,600,000	0	0	1,600,000			
Reimbursable Account?	no						

Last Update    3/6/17

**ANNUAL BUDGET**

**CITY OF NORMAN**

PROJECT TITLE:	WTP SCADA Improvements	PROJECT TYPE:	Water System	Improv.
PROJ. CATEGORY:	Water Treatment Plant	PROJECT NUMBER:	WA 0249	
DEPARTMENT:	Utilities	ACCOUNT NUMBER:	031-9939-462	
MANAGER:	Geri Wellborn	BEGIN & END DATES:	7/1/17	to 6/30/18
WARD(s):	All	LIFE EXPECTANCY:	20 years	

**DETAILED PROJECT DESCRIPTION:**

The existing water treatment plant database 'Waterlog' contains historical water treatment data. It is an old computer language that went out of use many years ago. A new software system is needed which will provide the staff with reporting and data management capabilities in addition to integration into the iHistorian, and laboratory databases. In addition, the plant is interested in replacing the plants paper logbook with an electronic version that will pull data from the improved databases to produce a working document for Operators. The goal is to eliminate redundancy, transcription errors and minimize the confusion associated with difficult to read penmanship and make the information readily available to plant management. This project will include the addition of a desktop computer connected to the SCADA system in the laboratory. This will allow the operator to monitor the system and any alarms from the laboratory when they are running their routine testing. In addition it will give the laboratory manager a site to monitor the treatment process.

This project will also install a fiber connection between the water treatment plant and two water towers. This will provide the plant operator with the ability to monitor the distribution system in ice storms or tornado. Currently, in an ice storm the plant can lose the ability to monitor the amount of water in water towers when radio communication is disrupted.

**EXPENDITURE SCHEDULE through CITY Accounts by FY**

Account Number	Cost Element	TOTAL ALL FISCAL YRS	Actual Prior Years	Budget FYE 2017	FYE 2018	FYE 2019	FYE 2020	FYE 2021	FYE 2022	Beyond 5 Years
031-9939-462.62-01	Design	10,000			10,000					
031-9939-462.61-01	Const	60,000			60,000					
	Matls	0								
	Utilities	0								
		0								
		0								
	<b>Total</b>	<b>70,000</b>	<b>0</b>	<b>0</b>	<b>70,000</b>	<b>0</b>	<b>0</b>	<b>0</b>	<b>0</b>	<b>0</b>

OPERATING IMPACT:

**STATUS & COMMENTS:**

**TOTAL PROJECT BUDGET BY FUND SOURCE AND PURPOSE:**

**THIS PROJECT NEEDS ASSISTANCE FROM:**

Purpose			Total
Design	10,000		10,000
ROW	0		0
Utilities			0
Const.	60,000		60,000
Materials	0		0
<b>Total</b>	<b>70,000</b>	<b>0</b>	<b>70,000</b>

Bldg Maint	
IT	yes
Pub Wks	
Utilities	
Parks	
Other	

Reimbursable Account? no

Last Update 6/19/17

**CITY OF NORMAN**

PROJECT TITLE:	Urban Service Area Waterlines	PROJECT TYPE:	Water System
PROJ. CATEGORY:	Urban Service Area Water	PROJECT NUMBER:	WA Maintenance
DEPARTMENT:	Utilities	ACCOUNT NUMBER:	031-9343-462.
MANAGER:	David Hager	BEGIN & END DATES:	7/1/17 to 6/30/22
WARD(s):	All	LIFE EXPECTANCY:	40-50 years

**DETAILED PROJECT DESCRIPTION:**

These projects replace old, worn or deteriorated waterlines in the Urban service area.  
**FYE18:** Dunham Dr.: Meadowood Blvd. to Dead End (\$28K); Columbia Cir.: Biloxi Dr. to Dead end cul-de-sac (\$32K); Timberdell Rd.: Chautauqua Ave. to Pickard Ave. (\$56K); Timberdell Rd.: Cul-de-sacs off Timberdell Rd. (\$44K); **FYE 19:** Rhoades Dr.: Edward Dr. to Ramsey Ct. (\$38K); Stinson St.: Jenkins Ave. to George Ave. (\$78K); Wellsite Dr.: Tecumseh Rd. to end of cul-de-sac (\$46K). **FYE20:** Hunting Horse Tr: Wyandotte Way to 1010 Hunting Horse Trail (\$31K); Kiowa Way: Hunting Horse Trail to dead-end cul-de-sac (\$29K); Vida Way: Stubbeman Ave. to N. Crawford Ave. (\$103K); E. Eufaula St.: S. Porter Ave. to S. Ponca Ave. (\$27K); E. Comanche St.: S. Porter Ave. to S. Ponca Ave. (\$36K); E. Robinson St. (Griffin Park): E. Robinson St. north to silo (\$16K); **FYE21:** Beaumont: 24th SE to Brandywine (\$82K), Venture Drive: Flood to NW28th (\$118K), 28th Ave NW OK to National Guard Property (\$64K), 12th Avenue NE (\$39K). **FYE 22:** Crest Place: Vanessa Dr. to Dead End of Crest Place (\$104K); Blessing Ct.: Crest Pl. to Dead End cul-de-sac (\$16K); Jackson Dr.: Crestland Dr. to Crest Place (\$55K); Morren Dr.: Crestland Dr. to 200' W. of Crest Place (\$66K); Crest Ct.: Morren Dr. to Dead End of cul-de-sac of Crest Ct. (\$21K); Barb Ct.: Morren Dr. to Crestland Dr. (\$31K).

**EXPENDITURE SCHEDULE through CITY Accounts by FY**

Account Number	Cost Element	TOTAL ALL FISCAL YRS	Actual Prior Years	Budget FYE 2017	FYE 2018	FYE 2019	FYE 2020	FYE 2021	FYE 2022	Beyond 5 Years
031-9343-462.63-01	Matls	138,000		138,000						
Dunham Drive	Matls	28,000			28,000					
Columbia Circle	Matls	32,000			32,000					
Timberdell Road	Matls	56,000			56,000					
Timberdell Rd - Cul-de-sacs	Matls	44,000			44,000					
	Matls	0								
031-9343-462.62-01	Matls	1,000,000				162,000	242,000	303,000	293,000	
	Total	1,298,000	0	138,000	160,000	162,000	242,000	303,000	293,000	

OPERATING IMPACT: less cost Water Fnd Reduce maintenance costs

**TOTAL PROJECT BUDGET BY FUND SOURCE AND PURPOSE:**

**THIS PROJECT NEEDS ASSISTANCE FROM:**

Purpose	Fnd 31	Total
Design		0
ROW		0
Utilities		0
Const.		0
Materials	1,298,000	1,298,000
<b>Total</b>	<b>1,298,000</b>	<b>1,298,000</b>

Bldg Maint	
IT	
Pub Wks	
Utilities	
Parks	
Other	

Reimbursable Account? no

Last Update 6/19/17

**ANNUAL BUDGET**

**CITY OF NORMAN**

PROJECT TITLE:	Hot Soils Water Line Replacement	PROJECT TYPE:	Water System
PROJ. CATEGORY:	Water Line Replacement - Hot Soils	PROJECT NUMBER:	WA Maintenance
DEPARTMENT:	Utilities	ACCOUNT NUMBER:	031-9344-462.
MANAGER:	David Hager	BEGIN & END DATES:	7/1/17 to 6/30/22
WARD(s):	All	LIFE EXPECTANCY:	40-50 years

**DETAILED PROJECT DESCRIPTION:**

These deteriorated waterlines are currently experiencing problems due to corrosive soil conditions and need attention now or in the immediate future. Project will purchase materials for installation by Water Line Maintenance personnel:  
 FYE 18: Queenston Avenue: Rock Creek Rd. to Pinewood Dr. (\$50K WA0326); Wheaton Drive: 24th Ave. NE to End of cul-de-sac (\$50K WA0327); FY 19: Drawbridge Lane: Castlerock Rd. to Stonehurst St. to Castlerock Rd. (\$32K); Burgundy Ct.: Peppertree Place to cul-de-sac (\$18K); Woodsboro Dr.: Crossroads Blvd. to Pheasant Run Rd. (\$50K); FYE 20: Crail Dr.: 36th Ave. NW to Astor Dr. (\$50K); Buckingham Dr.: Brownwood Ln to Bridgeport Rd. (\$50K); FYE21: Madra Street: South Lake Blvd to Shadow Street (\$38K), Shadow Street: Madra to Rising Hill Drive (\$42K), Rising Hill Drive: Madra to Shadow Street (\$20K). FYE 22: Wind Hill Rd.: High Meadows Dr. to Fairlawn Dr. (\$28K); Briar Meadow Rd.: High Meadows Dr. to Fairlawn Dr. (\$21K); High Trail Rd.: High Meadows Dr. to Fairlawn Dr. (\$18K); Fairlawn Dr.: High Trail Rd. to Wind Hill Rd. (\$33K)

**EXPENDITURE SCHEDULE through CITY Accounts by FY**

Account Number	Cost Element	TOTAL ALL FISCAL YRS	Actual Prior Years	Budget FYE 2017	FYE 2018	FYE 2019	FYE 2020	FYE 2021	FYE 2022	Beyond 5 Years
031-9344-462.63-01	Matls	100,000		100,000						
Queenston Avenue	Matls	50,000			50,000					
Wheaton Drive	Matls	50,000			50,000					
	Matls	0								
	Matls	0								
031-9344-462.63-01	Matls	400,000				100,000	100,000	100,000	100,000	
	<b>Total</b>	<b>600,000</b>	<b>0</b>	<b>100,000</b>	<b>100,000</b>	<b>100,000</b>	<b>100,000</b>	<b>100,000</b>	<b>100,000</b>	<b>0</b>

OPERATING IMPACT:      less cost      Water Fnd      Reduce maintenance costs

**STATUS & COMMENTS:**

**TOTAL PROJECT BUDGET BY FUND SOURCE AND PURPOSE:**

**THIS PROJECT NEEDS ASSISTANCE FROM:**

Purpose	Fnd 31	Total
Design		0
ROW		0
Utilities		0
Const.		0
Materials	600,000	600,000
<b>Total</b>	<b>600,000</b>	<b>600,000</b>

Bldg Maint	
IT	
Pub Wks	
Utilities	
Parks	
Other	

Reimbursable Account?      no

Last Update      6/19/17



**CITY OF NORMAN**

PROJECT TITLE:	Water Wells and Supply Lines 2015	PROJECT TYPE:	Water System	Improv.
PROJ. CATEGORY:	Wells & Distribution System	PROJECT NUMBER:	WA/WB0212	
DEPARTMENT:	Utilities	ACCOUNT NUMBER:	031-9345-462	
MANAGER:	Chris Mattingly	BEGIN & END DATES:	7/1/14	to 6/30/20
WARD(s):	All	LIFE EXPECTANCY:	50 Years	

**DETAILED PROJECT DESCRIPTION:**

The 2060 Strategic Water Supply Plan recommends construction of additional groundwater supply totaling 2 million gallons per day (MGD) in the near term as an interim measure prior to beginning implementation of a long term solution. It is expected that 15 test holes and 10 production wells will be required to supply an additional annual average capacity of 2 MGD (0.20 MGD per well). Well locations are tentative and will require water rights permitting as well as easement or property acquisition. Wells will be generally located in northeastern Norman with a spacing of about 1/2 mile between wells.

Water supply lines locations are tentative. The budget assumes 2.5 miles of 12-inch, 3 miles of 16-inch, 1 mile of 20-inch and 1 mile of 24-inch water supply lines. Waterlines are envisioned along Franklin Road between 24th Avenue NE and 72th Avenue NE with interconnections along 36th, 48th and 60th Avenues NE.

**EXPENDITURE SCHEDULE through CITY Accounts by FY**

Account Number	Cost Element	TOTAL ALL FISCAL YRS	Actual Prior Years	Budget FYE 2017	FYE 2018	FYE 2019	FYE 2020	FYE 2021	FYE 2022	Beyond 5 Years
WA 031-9345-462.62-01	Design	1,358,000	82,189	1,275,811						0
WA 031-9345-462.60-01	ROW	918,000		918,000						0
WA 031-9345-462.61-01	Const	0								0
WB 031-9345-462.62-01	Design	0								0
WB 031-9345-462.60-01	ROW	0								0
WB 031-9345-462.61-01	Const	10,717,000		10,717,000						0
	WA Subtotal	2,276,000	82,189	2,193,811	0	0	0	0	0	0
	WB Subtotal	10,717,000	0	10,717,000	0	0	0	0	0	0
	<b>Total</b>	<b>12,993,000</b>	<b>82,189</b>	<b>2,193,811</b>	<b>10,717,000</b>	<b>0</b>	<b>0</b>	<b>0</b>	<b>0</b>	<b>0</b>

OPERATING IMPACT:

Water Fnd
-----------

**STATUS & COMMENTS:**

With pending regulations on chromium VI and potentially other metals in groundwater, this project will fill in wells on a one-half mile spacing along existing well supply lines as well as construct new supply lines toward the existing NUA property located at Franklin and 12th Avenue NE. This property could be utilized as a centralized groundwater treatment facility in the future.  
 APAI selected to update water model for city and recommend distribution system improvements; Cowan Group selected to acquire water rights through the OWRB; both contracts approved by NUA in early 2016. Expect to bring forward water well design contract with Carollo in near future. Water supply line cost and associated design fee (\$3.95M originally) increased in FYE17 and FYE18 to \$5.4M due to recent bid prices and inflation.

**TOTAL PROJECT BUDGET BY FUND SOURCE AND PURPOSE:**

Purpose	Bond	Fnd 31	Total
Design	0	1,358,000	1,358,000
ROW	0	918,000	918,000
Const.	10,717,000	0	10,717,000
			0
			0
<b>Total</b>	<b>10,717,000</b>	<b>2,276,000</b>	<b>12,993,000</b>
Reimbursable Account?	no	yes	

**THIS PROJECT NEEDS ASSISTANCE FROM:**

Bldg Maint	
IT	
Pub Wks	
Utilities	
Parks	
Other	

Last Update 3/10/17

**ANNUAL BUDGET**



**UNDER CONSTRUCTION**

**Water Reclamation Fund**



## CAPITAL IMPROVEMENTS PLAN

### WATER RECLAMATION FUND – 32

#### ASSUMPTIONS

1. Primary factors affecting project selection and priorities include:
  - Compliance with EPA administrative orders,
  - Relative impact on other parts of the sanitary sewerage system,
  - Maintenance history and service calls,
  - Inspections,
  - Wastewater Master Plan recommendations, -
  - Accessibility,
  - Relative location downstream or upstream in the system, and
  - Coordination with nearby infrastructure projects.
2. Fund 32 is the Norman Utilities Authority Wastewater Reclamation Facility Fund that accounts for revenues associated with existing customers and ongoing accounts.
3. A 25 member, Council-appointed, Implementation Committee, will prioritize improvements to both the interceptors and the treatment plant with the assistance of staff. For interceptors, the committee might consider the following factors:
  - Sales tax funded project scope should be appropriate to allow funding on a “pay-as-you-go” basis.
  - Those interceptor segments shown to be most severely overloaded under the existing wastewater loading should be most highly rated. Similarly, those becoming overloaded under an obligated loading would have a higher priority than one becoming overloaded under full build-out. Expressed differently, those interceptors needing only a small increase in capacity to meet full build-out demands would have a higher priority than interceptors needing a large increase in capacity.
  - Downstream interceptor segments should generally be of higher priority than upstream segments. Interceptor projects in separate drainage basins can occur simultaneously as they are not interdependent.
  - Since excise tax funding is expected to lag behind sales tax funding, interceptor segments that are the same size under both the obligated and the full build-out scenarios might be funded first. Generally, this implies the service area is close to being fully developed, or a portion of the existing flow will be diverted to the proposed northern wastewater treatment plant.
  - Parallel interceptors might have a lower priority than a replacement interceptor might since additional rights-of-way may need to be acquired for parallel interceptors. Right-of-way/easement acquisition often delays project start-up.
  - The new interceptors serving existing customers in the Lift Station D service area must be timed to come on-line concurrently with the proposed northern wastewater treatment plant. Design and right-of-way acquisition for these interceptors might have a high priority while construction might be delayed several years.
4. In FYE 2015 Council approved transferring the sewer line maintenance operations out of the Sewer Line Maintenance Fund into the Water Reclamation Fund in order to better track the collection and distribution of the \$5 per month sewer maintenance fee.
5. Five projects are proposed in FYE 2018 totaling \$735,000.

## Water Reclamation Fund Summary Fund 32

	FYE 16 ACTUAL	FYE 17 BUDGET	FYE 17 ESTIMATED	FYE 18 ADOPTED	FYE 19 PROJECTED	FYE 20 PROJECTED	FYE 21 PROJECTED	FYE 22 PROJECTED
1 Beginning Fund Balance	\$ 2,194,147	\$ 4,111,537	\$ 1,247,252	\$ 3,798,478	\$ 5,601,334	\$ 5,931,024	\$ 5,534,592	\$ 5,492,051
2								
3 Operating Revenues:								
4 Enterprise Fund Fees/Chgs	\$ 11,644,441	\$ 11,385,240	\$ 11,385,240	\$ 11,812,945	\$ 11,845,204	\$ 12,082,108	\$ 12,323,750	\$ 12,570,225
5 Sewer Replacement Charge	96	611,050	611,050	617,181	623,333	629,598	635,882	642,221
6 Capital Improvement Charge	847,770	738,815	738,815	748,203	753,665	781,202	768,814	776,502
7								
8 Total Operating Revenues	\$ 12,492,307	\$ 12,735,105	\$ 12,735,105	\$ 12,978,309	\$ 13,222,202	\$ 13,472,876	\$ 13,728,428	\$ 13,988,948
9								
10 Operating Expenditures:								
11 Salaries and Benefits	\$ 3,097,368	\$ 3,282,489	\$ 3,284,339	\$ 3,249,587	\$ 3,412,066	\$ 3,582,670	\$ 3,761,803	\$ 3,949,893
12 Supplies and Materials	336,312	611,813	550,805	617,601	623,979	630,219	636,521	642,886
13 Services and Maintenance	1,166,411	1,458,665	1,746,172	1,455,512	1,470,067	1,484,768	1,499,815	1,514,812
14 Internal Services	382,681	273,307	273,307	136,513	139,243	142,028	144,869	147,766
15 Cost Allocations	1,955,036	1,787,343	1,787,343	1,758,550	1,774,116	1,791,857	1,809,775	1,827,873
16 Employee Turnover Savings	-	(49,237)	(49,237)	(48,744)	(51,181)	(53,740)	(56,427)	(59,248)
17								
18 Total Operating Expenditures	\$ 6,937,808	\$ 7,364,380	\$ 7,592,729	\$ 7,167,219	\$ 7,368,290	\$ 7,577,801	\$ 7,796,156	\$ 8,023,782
19								
20 Net Operating Revenue	\$ 5,554,499	\$ 5,370,725	\$ 5,142,376	\$ 5,809,090	\$ 5,853,912	\$ 5,895,075	\$ 5,932,269	\$ 5,965,166
21								
22 Other Revenues:								
23 Interest Income	\$ 68,720	\$ 50,000	\$ 50,000	\$ 50,000	\$ 50,000	\$ 50,000	\$ 50,000	\$ 50,000
24 Bond Proceeds/Grant Reimb.	12,056,232	-	14,535,411	-	-	-	-	-
25 Misc. Revenue/Cost Allocation	569,815	491,757	491,757	489,149	473,840	478,579	483,365	488,198
26 VF Transf - Halpark (capacity)	-	-	-	-	-	-	-	-
27 VF Transf - Sanitation	-	-	-	-	-	-	-	-
28 VF Transf - General Fund	-	-	-	-	-	-	-	-
29 VF Transf - Sewer Sales Tax Fund 323	-	-	-	-	-	-	-	-
30								
31 Total Other Revenues	\$ 12,692,767	\$ 541,757	\$ 15,077,168	\$ 519,149	\$ 523,840	\$ 528,579	\$ 533,365	\$ 538,198
32								
33								
34 Other Expenditures:								
35 Audit Accruals/Adjustments	\$ (1,614,201)							
36 Debt Service-05 Rev. Bonds	-	\$ -	\$ -	\$ -	\$ -	\$ -	\$ -	\$ -
37 Debt Service-96 SRF Note	69,336	-	-	-	-	-	-	-
38 Debt Service- Ref. 03 (96 issue)	-	-	-	-	-	-	-	-
39 Debt Service-99 SRF Note	254,093	255,319	255,319	254,057	252,796	127,177	-	-
40 Debt Service-14 SRF Note	3,380,100	2,357,044	2,357,044	2,359,393	2,360,809	2,364,256	2,363,737	2,411,177
41 Debt Service - 15 Rev. Bonds	1,315,104	653,055	653,055	243,949	248,997	128,832	-	-
42 Capital Projects	13,064,865	922,400	13,015,928	735,000	2,544,900	3,545,000	3,475,000	3,475,000
43 Capital Equipment	725,537	487,619	769,831	306,336	-	-	-	-
44 VF Transf - Sewer Maint Fund 321	1,417,105	-	-	-	-	-	-	-
45 VF Transf - General Fund	582,222	589,262	589,262	580,847	592,280	604,105	616,187	628,511
46 VF Transf - General Fund - Meter Svs	-	47,880	47,880	46,000	48,300	50,715	53,251	55,914
47								
48 Total Other Expenditures	\$ 19,194,161	\$ 5,272,579	\$ 17,668,319	\$ 4,525,382	\$ 6,048,062	\$ 6,820,085	\$ 6,508,175	\$ 6,570,802
49								
50 Net Revenues (Expenditures)	\$ (946,895)	\$ 639,903	\$ 2,551,225	\$ 1,802,856	\$ 329,690	\$ (396,431)	\$ (42,541)	\$ (67,238)
51								
52 Ending Fund Balance	\$ 1,247,252	\$ 4,751,441	\$ 3,798,478	\$ 5,601,334	\$ 5,931,024	\$ 5,534,592	\$ 5,492,051	\$ 5,424,814
53								
54 Reserves								
55 Reserve for Encumbrances	\$ 9,284,328	\$ -	\$ -	\$ -	\$ -	\$ -	\$ -	\$ -
56 Reserve for Operations	555,025	589,150	607,418	573,378	589,463	606,224	623,893	641,903
57 Reserve for Capital	695,000	2,574,975	2,754,980	3,259,975	3,488,333	3,475,000	3,475,000	3,475,000
58 Reserve (Deficit) Surplus	(9,287,101)	1,587,316	438,080	1,767,981	1,843,228	1,453,368	1,393,358	1,307,911
59								
60 Total Reserves	\$ 1,247,252	\$ 4,751,441	\$ 3,798,478	\$ 5,601,334	\$ 5,931,024	\$ 5,534,592	\$ 5,492,051	\$ 5,424,814

## Water Reclamation Fund Project Table Fund 32

Pg #	Acct No	Project Number	Project Name	FYE2017 BUDGET	FYE2017 ESTIMATE	FYE2018 BUDGET	FYE2019 PROJECTED	FYE2020 PROJECTED	FYE2021 PROJECTED	FYE2022 PROJECTED	BEYOND 5 YEARS
<b>EXPENDITURES</b>											
71	032-	WW	New Building for Line Maintenance (match)	0	0	0	115,000	1,143,000	0	0	0
na	032-9048-432	WW0065	South WRF Phase 2 Improvements (match)	8,623,121	8,623,121	0	0	0	0	0	0
72	032-	WW	South WRF Phase 3 Improvements (match)	0	0	0	0	0	3,475,000	3,475,000	54,950,000
73	032-9048-432	WW0278	Summit Valley Interceptor Payback	0	0	79,000	204,900	0	0	0	0
na	032-9337-432	WW0042	Wastewater Flow Monitoring	29,680	29,680	0	0	0	0	0	0
na	032-9677-432	WW0058	WRF Admin Bldg Lighting	13,917	13,917	0	0	0	0	0	0
74	032-	WW	WRF Blower Building Roof Replacement	0	0	0	112,000	0	0	0	0
75	032-9363-432	WW0312	WRF Class A Sludge Improvements	0	0	414,000	2,070,000	0	0	0	0
76	032-9363-432	WW0313	WRF Dewatering Centrifuge Telemetry	0	0	181,000	0	0	0	0	0
na	032-9911-432	WW0058	WRF Effluent Re-Use at Compost Facility	280,759	280,759	0	0	0	0	0	0
na	032-9911-432	WW0050	WRF Effluent Truck Wash	340,000	340,000	0	0	0	0	0	0
77	032-	WW	WRF Environmentally Services Roof Replacement	0	0	0	43,000	0	0	0	0
na	032-9911-432	WW0311	WRF Gen Access Platforms	193,000	193,000	0	0	0	0	0	0
na	032-9911-432	WW0309	WRF Grit Classifier Replacement	350,000	350,000	0	0	0	0	0	0
na	032-9911-432	WW0170	WRF Land Purchase South WRF	200,000	200,000	0	0	0	0	0	0
78	032-9911-432	WW0314	WRF Main Control Building HVAC Replacements	0	0	55,000	0	0	0	0	0
na	032-9911-432	WW0310	WRF New Grit Classifier Unit	270,000	270,000	0	0	0	0	0	0
79	032-9391-432	WW0205	WRF Non-Potable Effluent Reuse System	500,000	500,000	0	0	2,402,000	0	0	0
na	032-9677-432	WW0168	WRF Paint Shop Roof	4,000	0	0	0	0	0	0	0
na	032-9911-432	WW0171	WRF Primary Sludge Thickener	740,000	740,000	0	0	0	0	0	0
na	032-9911-432	WW0052	WRF SCADA Improvements	247,128	247,128	0	0	0	0	0	0
80	032-9677-432	WW0172	WRF Shop Building Roof Replacement	3,000	3,000	26,000	0	0	0	0	0
na	032-9911-432	WW0169	WRF South Digester Boiler Replacement	1,095,000	1,095,000	0	0	0	0	0	0
na	032-9677-432	WW0176	WRF Telemetry Room Cooling	49,385	49,385	0	0	0	0	0	0
<b>TOTAL WATER RECLAMATION FUND 32 PROJECTS</b>				<b>\$12,938,990</b>	<b>\$12,934,890</b>	<b>\$735,000</b>	<b>\$2,544,900</b>	<b>\$3,545,000</b>	<b>\$3,475,000</b>	<b>\$3,475,000</b>	<b>\$54,950,000</b>

\* closed

# - means unused funds to be returned to fund balance at end of fiscal year.

% - means budget will not be spent current fiscal year

**CITY OF NORMAN**

PROJECT TITLE:	New Building for Line Maintenance	PROJECT TYPE:	Water System	Improv.	
PROJ. CATEGORY:	Bldgs & Gnds	PROJECT NUMBER:			
DEPARTMENT:	Utilities	ACCOUNT NUMBER:			
MANAGER:	David Hager	BEGIN & END DATES:	7/1/17	to	6/30/19
WARD(s):	All	LIFE EXPECTANCY:	10 years		

**DETAILED PROJECT DESCRIPTION:**

The Line Maintenance Division consisting of administrative staff, and water and sewer line maintenance sections are located on the North Base property; they are housed adjacent to the Fleet offices and vehicle servicing areas. The existing 11,000 SF building area housing administrative offices, the employee breakroom, fire hydrant/meter repair area as well as a storage area for numerous water and sewer line repair parts, replacement meters/firehydrants, etc. A separate building is provided for pump repair parts and a work area for pump repairs and testing. This CIP assumes construction of a new 20,000 SF facility and appurtenances NW of the water treatment plant at an estimated cost of \$100 per square foot (SF) with design estimated at 10% of the building cost.

**EXPENDITURE SCHEDULE through CITY Accounts by FY**

Account Number	Cost Element	TOTAL ALL FISCAL YRS	Actual Prior Years	Budget FYE 2017	FYE 2018	FYE 2019	FYE 2020	FYE 2021	FYE 2022	Beyond 5 Years
031-xxxx-462.62-01	Design	102,500				102,500				
031-xxxx-462.60-01	ROW	0								
031-xxxx-462.61-01	Const	1,025,000					1,025,000			
032-xxxx-462.62-01	Design	102,500				102,500				
032-xxxx-462.60-01	ROW	0								
032-xxxx-462.61-01	Const	1,025,000					1,025,000			
	WA Total	1,127,500	0	0	0	102,500	1,025,000	0	0	0
	WW Total	1,127,500	0	0	0	102,500	1,025,000	0	0	0

OPERATING IMPACT:                      slight      Water Fnd

**STATUS & COMMENTS:**

Funding is proposed to be split 50%/50% between the Water Fund 031 and the Water Reclamation Fund 032. Move design back one year to FYE19.

**TOTAL PROJECT BUDGET BY FUND SOURCE AND PURPOSE:**

**THIS PROJECT NEEDS ASSISTANCE FROM:**

Purpose	Fnd 31	Fnd 32		Total
Design	102,500	102,500		205,000
ROW	0	0		0
Utilities	1,025,000	1,025,000		2,050,000
Const.				0
Materials				0
<b>Total</b>	<b>1,127,500</b>	<b>1,127,500</b>	<b>0</b>	<b>2,255,000</b>

Bldg Maint	
IT	
Pub Wks	
Utilities	
Parks	
Other	

Reimbursable Account?      no

Last Update      2/16/17

**ANNUAL BUDGET**

**CITY OF NORMAN**

<b>PROJECT TITLE:</b>	South WRF Phase 3 BNR Improvements	<b>PROJECT TYPE:</b>	Wastewater System	Improv.
<b>PROJ. CATEGORY:</b>	Wastewater Improvements	<b>PROJECT NUMBER:</b>	WW	
<b>DEPARTMENT:</b>	Utilities	<b>ACCOUNT NUMBER:</b>	032/323-9048-432	
<b>MANAGER:</b>	Mark Daniels	<b>BEGIN &amp; END DATES:</b>	7/1/19	to 6/30/24
<b>WARD(s):</b>	All	<b>LIFE EXPECTANCY:</b>	50 years	

**DETAILED PROJECT DESCRIPTION:**

The Wastewater Master Plan recommended expansion of the South WRF to 17 MGD. The engineering report for the South WRF Improvements identified the Phase 2 Improvements as well as anticipated improvements necessary to upgrade treatment processes to improve effluent quality and possibly allow indirect potable reuse. It is assumed the Phase 2 South WRF improvements are in place prior to this project. The Phase 3 improvements will likely include the addition of biological nutrient removal (BNR) to reduce phosphorus and nitrogen and an effluent pump station followed by filtration to further reduce solids. This phase would be required if our effluent discharge permit is made more stringent or if reuse of highly treated effluent for water supply use is implemented. It is assumed that DEQ regulations allowing indirect reuse will become effective in 2020.

**EXPENDITURE SCHEDULE through CITY Accounts by FY**

Account Number	Cost Element	TOTAL ALL FISCAL YRS	Actual Prior Years	Budget FYE 2017	FYE 2018	FYE 2019	FYE 2020	FYE 2021	FYE 2022	Beyond 5 Years
322-6201	Design	3,100,000						775,000	775,000	1,550,000
032-6201	Design	13,900,000						3,475,000	3,475,000	6,950,000
322-6001	ROW	0								0
032-6001	ROW	0								0
322-6101	Const	10,700,000								10,700,000
032-6101	Const	48,000,000								48,000,000
	Fund 32 Total	61,900,000	0	0	0	0	0	3,475,000	3,475,000	54,950,000
	Fund 322 Total	13,800,000	0	0	0	0	0	775,000	775,000	12,250,000
	Total	75,700,000	0	0	0	0	0	4,250,000	4,250,000	67,200,000

**OPERATING IMPACT:** high Wstwr Fnd higher power costs to operate BNR basins and effluent pump station

**STATUS & COMMENTS:**

Project costs originally taken from the Phase 2 WRF Expansion engineering report dated November 2011. Costs were updated in a 2015 report to the COMCD regarding augmentation with 15 MGD of effluent to Lake Thunderbird. Construction of effluent pipeline to Dave Blue Creek and BNR treatment reduce turbidity, phosphorus and nitrogen to typical augmentation levels are included and inflated to 2021. Design and inspection is based on 20% of total construction cost. The revised cost estimate shown above assumes the following:  
 1. Design of the WRF BNR expansion is initiated in FYE20 while construction is initiated in FYE23.  
 2. Cost sharing for the filtration design & construction is 18%/82% (excise tax/wastewater fund) based on the obligated flow of 13.9 MGD and the design flow of 17.0 MGD; 13.9/17.0 = 81.8%.  
 The citizens of Norman approved an ongoing sewer excise tax (SET) on new development to fund future needs (Fund 322) while the wastewater fund (032) is assumed to pay for existing or obligated needs.

**TOTAL PROJECT BUDGET BY FUND SOURCE AND PURPOSE:**

**THIS PROJECT NEEDS ASSISTANCE FROM:**

Purpose	Fnd 322	Fnd 32	Total
Design	3,100,000	13,900,000	17,000,000
ROW	0	0	0
Utilities			0
Const.	10,700,000	48,000,000	58,700,000
Materials			0
<b>Total</b>	<b>13,800,000</b>	<b>61,900,000</b>	<b>75,700,000</b>
Reimbursable Account?	no	no	

Bldg Maint	
IT	yes
Pub Wks	
Utilities	
Parks	
Other	

Last Update 2/17/17

**ANNUAL BUDGET**

## CITY OF NORMAN

PROJECT TITLE: <u>Summit Valley Interceptor</u> PROJ. CATEGORY: <u>Wastewater Collection System</u> DEPARTMENT: <u>Utilities</u> MANAGER: <u>Mark Daniels</u> WARD(s): <u>5</u>	PROJECT TYPE: <u>Wastewater System</u> <u>Improv.</u> PROJECT NUMBER: <u>WW0278</u> ACCOUNT NUMBER: <u>032/322-9048-432</u> BEGIN & END DATES: <u>7/1/17</u> <u>to</u> <u>6/30/19</u> LIFE EXPECTANCY: <u>50 years</u>
---	--

**DETAILED PROJECT DESCRIPTION:**

The Wastewater Master Plan (WWMP) identified sewer interceptor needs throughout Norman to accommodate full build-out of the NORMAN 2025 Plan. The citizens of Norman approved an ongoing excise tax (Fund 322) to provide capacity for future development. Staff has recently prepared cost estimates to serve additional area in SE Norman which currently will gravity flow to the Summit Valley Lift Station (LS). The Summit Valley interceptor will extend northerly to the existing Eastridge LS and allow this LS constructed in the 1980's to be removed from service. The existing Summit Valley LS has capacity to serve the area served by the Eastridge LS. The lift station could initially be funded by developers and/or the NUA with a portion of the funding paid back as additional areas develop.

**EXPENDITURE SCHEDULE through CITY Accounts by FY**

Account Number	Cost Element	TOTAL ALL FISCAL YRS	Actual Prior Years	Budget FYE 2017	FYE 2018	FYE 2019	FYE 2020	FYE 2021	FYE 2022	Beyond 5 Years
032-9048-432.62-01	Design	64,100			64,100					
032-9048-432.61-01	Const	204,900				204,900				
032-9048-432.60-01	ROW	14,900			14,900					
		0								
322-9048-432.61-01	Const	143,400				143,400				
Developer	Const	79,700				79,700				
	322 Total	223,100	0	0	0	223,100	0	0	0	0
	032 Total	283,900	0	0	79,000	204,900	0	0	0	0

OPERATING IMPACT:                    

more revenue
--------------

Wstwr Fnd
-----------

reduced future maintenance for new lift stations
--

**STATUS & COMMENTS:**

Funding to construct interceptor to Eastridge LS and demolish LS is 100% Sewer Maintenance Fund (321). Funding to upsize SS is 100% excise tax (322). If applicable, upfront cost to fund developer portion would be excise tax and paid back over 20 years. CONSTRUCTION MOVED BACK ONE YEAR TO FYE19.

**TOTAL PROJECT BUDGET BY FUND SOURCE AND PURPOSE:**

**THIS PROJECT NEEDS ASSISTANCE FROM:**

Purpose	Fnd 32	Fnd 322	Private	Total
Design	64,100			64,100
ROW	14,900			14,900
Utilities				0
Const.	204,900	143,400	79,700	428,000
Materials				0
<b>Total</b>	<b>283,900</b>	<b>143,400</b>	<b>79,700</b>	<b>507,000</b>
Reimbursable Account?	no			

Bldg Maint	
IT	
Pub Wks	
Utilities	
Parks	
Other	

Last Update    2/6/17

## ANNUAL BUDGET



**CITY OF NORMAN**

<b>PROJECT TITLE:</b> WRF Blower Building Roof Replacement <b>PROJ. CATEGORY:</b> <b>DEPARTMENT:</b> Utilities/Wastewater Treatment <b>MANAGER:</b> Steve Hardeman <b>WARD(s):</b> 7	<b>PROJECT TYPE:</b> Bldgs & GnDs      Maint. <b>PROJECT NUMBER:</b> <b>ACCOUNT NUMBER:</b> 32 <b>BEGIN &amp; END DATES:</b> 07/01/18      to      06/30/19 <b>LIFE EXPECTANCY:</b> 20 Years
--	--

**DETAILED PROJECT DESCRIPTION:**

Original roof on Blower Building installed in 1999 under the Phase I WWTP Expansion.

**EXPENDITURE SCHEDULE through CITY Accounts by FY**

Account Number	Cost Element	TOTAL ALL FISCAL YRS	Actual Prior Years	Budget FYE 2017	FYE 2018	FYE 2019	FYE 2020	FYE 2021	FYE 2022	Beyond 5 Years
32	Design	11,000				11,000				
32	Const	101,000				101,000				
		0								
		0								
		0								
		0								
	<b>Total</b>	112,000	0	0	0	112,000	0	0	0	0

**OPERATING IMPACT:**      moderate      Wstwr Fnd

**STATUS & COMMENTS:**

Recommended by Building Maintenance for replacement in 2017; moved back to 2019. Cost data is inflated 2.5% per year from original estimate in 2009.

**TOTAL PROJECT BUDGET BY FUND SOURCE AND PURPOSE:**

**THIS PROJECT NEEDS ASSISTANCE FROM:**

Purpose	Fnd 32	Actual	Budget	Total
Design	11,000			11,000
ROW				0
Utilities				0
Const.	101,000			101,000
Materials				0
<b>Total</b>	112,000	0	0	112,000

Bldg Maint		
IT		
Pub Wks		
Utilities		
Parks		
Other	yes	Building Maintenance

Reimbursable Account?      no

Last Update      2/17/17

**ANNUAL BUDGET**

**CITY OF NORMAN**

PROJECT TITLE:	WRF Class "A" Sludge Improvements	PROJECT TYPE:	Wastewater System	Improv.
PROJ. CATEGORY:	Wastewater Improvements	PROJECT NUMBER:	WW0312	
DEPARTMENT:	Utilities	ACCOUNT NUMBER:	032-9363-432	
MANAGER:	Mark Daniels	BEGIN & END DATES:	07/01/17	to 06/30/19
WARD(s):	7	LIFE EXPECTANCY:	20 years	

**DETAILED PROJECT DESCRIPTION:**

Co-composting of wastewater sludge with yard waste/wood chips is a process to further reduce pathogens (PFRP) in treated Class B biosolids and will allow the WRF to achieve class "A" sludge. The higher level of treatment results in a safer product for handling and allows marketing of the product. Class A sludge may be utilized in parks, greenbelts and other public places without restriction while Class B sludge is restricted to non public access areas. Class A sludge production reduces record keeping significantly.

**EXPENDITURE SCHEDULE through CITY Accounts by FY**

Account Number	Cost Element	TOTAL ALL FISCAL YRS	Actual Prior Years	Budget FYE 2017	FYE 2018	FYE 2019	FYE 2020	FYE 2021	FYE 2022	Beyond 5 Years
032-9363-432.62-01	Design	414,000			414,000					
6001	ROW	0								
6701	Utilities	0								
032-9363-432.61-01	Const	2,070,000				2,070,000				
		0								
		0								
	<b>Total</b>	<b>2,484,000</b>	<b>0</b>	<b>0</b>	<b>414,000</b>	<b>2,070,000</b>	<b>0</b>	<b>0</b>	<b>0</b>	<b>0</b>

OPERATING IMPACT:

high	Wstwr Fnd
------	-----------

**STATUS & COMMENTS:**

Estimated 2011 construction cost of \$1.7 M includes concrete paving under co-composting area, compost turner and front-end loader; design and inspection cost estimated at 20% of construction cost. Costs have been adjusted 2.5% per year to account for inflation and construction in FYE 2019.

**TOTAL PROJECT BUDGET BY FUND SOURCE AND PURPOSE:**

**THIS PROJECT NEEDS ASSISTANCE FROM:**

Purpose	Fnd 32		Total
Design	414,000		414,000
ROW			0
Utilities			0
Const.	2,070,000		2,070,000
Materials			0
<b>Total</b>	<b>2,484,000</b>	<b>0</b>	<b>2,484,000</b>

Bldg Maint	
IT	
Pub Wks	
Utilities	
Parks	
Other	

Reimbursable Account? no

Last Update 6/19/17

**ANNUAL BUDGET**

**CITY OF NORMAN**

PROJECT TITLE:	WRF Dewatering Centrifuge Telemetry	PROJECT TYPE:	Wastewater System	Improv.
PROJ. CATEGORY:	Wastewater System	PROJECT NUMBER:	WW0313	
DEPARTMENT:	Utilities	ACCOUNT NUMBER:	032-9363-432	
MANAGER:	Steven Hardeman	BEGIN & END DATES:	7/1/17	to 6/30/18
WARD(s):	All	LIFE EXPECTANCY:	10 years	

**DETAILED PROJECT DESCRIPTION:**

In 2009, during the Sludge Management Improvements the Water Reclamation Facility (WRF) installed centrifuges designed to thicken activated sludge and dewater bio-solids. In 2016, the telemetry system experienced equipment failures and parts needed for repair were no longer available. Some of these parts are no longer repairable and replacement parts must be purchased and installed. This capital project will replace the existing ControlLogix hardware and convert the existing system to an updated system. This system is critical to the NWRP's operation which requires bio-solids removal on a daily basis.

**EXPENDITURE SCHEDULE through CITY Accounts by FY**

Account Number	Cost Element	TOTAL ALL FISCAL YRS	Actual Prior Years	Budget FYE 2017	FYE 2018	FYE 2019	FYE 2020	FYE 2021	FYE 2022	Beyond 5 Years
032-9363-432.62-01	Design	21,000			21,000					
032-9363-432.61-01	Const	70,000			70,000					
032-9363-432.63-01	Mats	70,000			70,000					
032-	Utilities	0								
		0								
		0								
	<b>Total</b>	<b>161,000</b>	<b>0</b>	<b>0</b>	<b>161,000</b>	<b>0</b>	<b>0</b>	<b>0</b>	<b>0</b>	<b>0</b>

OPERATING IMPACT: 

high
------

 Wstwr Fnd Will increase the reliability of the solids operations.

**STATUS & COMMENTS:**

**TOTAL PROJECT BUDGET BY FUND SOURCE AND PURPOSE:**

**THIS PROJECT NEEDS ASSISTANCE FROM:**

Purpose	Fnd 32			Total
Design	21,000			21,000
ROW				0
Utilities				0
Const.	70,000			70,000
Materials	70,000			70,000
<b>Total</b>	<b>161,000</b>	<b>0</b>	<b>0</b>	<b>161,000</b>

Bldg Maint	
IT	yes
Pub Wks	
Utilities	
Parks	
Other	

Reimbursable Account? no

Last Update 6/19/17

**ANNUAL BUDGET**

**CITY OF NORMAN**

PROJECT TITLE:	WRF Environmental Services Roof Replacement	PROJECT TYPE:	Bldgs & Gnds	Maint.
PROJ. CATEGORY:		PROJECT NUMBER:	WW0010	
DEPARTMENT:	Utilities/Wastewater Treatment	ACCOUNT NUMBER:	32	
MANAGER:	Debra Smith	BEGIN & END DATES:	07/01/18	to 06/30/19
WARD(s):	7	LIFE EXPECTANCY:	20 Years	

**DETAILED PROJECT DESCRIPTION:**

Environmental Services Building roof was last replaced in 2009 under Project WW0010 prior to the WWTP Sludge Handling Improvements.

**EXPENDITURE SCHEDULE through CITY Accounts by FY**

Account Number	Cost Element	TOTAL ALL FISCAL YRS	Actual Prior Years	Budget FYE 2017	FYE 2018	FYE 2019	FYE 2020	FYE 2021	FYE 2022	Beyond 5 Years
32	Design	4,000				4,000				
32	Const	39,000				39,000				
		0								
		0								
		0								
		0								
	Total	43,000	0	0	0	43,000	0	0	0	0

OPERATING IMPACT: 

moderate	Wstwr Fnd
----------	-----------

**STATUS & COMMENTS:**

Recommended by Building Maintenance for replacement in 2019. Cost data is inflated 2.5% per year from original estimate in 2009.

**TOTAL PROJECT BUDGET BY FUND SOURCE AND PURPOSE:**

**THIS PROJECT NEEDS ASSISTANCE FROM:**

Purpose	Fnd 32		Total
Design	4,000		4,000
ROW			0
Utilities			0
Const.	39,000		39,000
Materials			0
<b>Total</b>	<b>43,000</b>	<b>0</b>	<b>43,000</b>

Reimbursable Account? no

Bldg Maint	
IT	
Pub Wks	
Utilities	
Parks	
Other	yes Building Maintenance

Last Update 2/17/17

**CITY OF NORMAN**

PROJECT TITLE:	WRF Main Control Building HVAC Replacements	PROJECT TYPE:	Wastewater System
PROJ. CATEGORY:	Wastewater System	PROJECT NUMBER:	WW0314
DEPARTMENT:	Utilities	ACCOUNT NUMBER:	032-9911-432
MANAGER:	Steven Hardeman / Matt Smith	BEGIN & END DATES:	7/1/17 to 6/30/18
WARD(s):	7	LIFE EXPECTANCY:	10 years

**DETAILED PROJECT DESCRIPTION:**

This project will replace the existing HVAC units on top the Main Control Building at the Water Reclamation Facility. Building Maintenance has identified five HVAC units that need of replacement during FYE 2018.

**EXPENDITURE SCHEDULE through CITY Accounts by FY**

Account Number	Cost Element	TOTAL ALL FISCAL YRS	Actual Prior Years	Budget FYE 2017	FYE 2018	FYE 2019	FYE 2020	FYE 2021	FYE 2022	Beyond 5 Years
	Design	0								
	Const	55,000			55,000					
	Matls	0								
	Utilities	0								
		0								
		0								
	<b>Total</b>	<b>55,000</b>	<b>0</b>	<b>0</b>	<b>55,000</b>	<b>0</b>	<b>0</b>	<b>0</b>	<b>0</b>	<b>0</b>

OPERATING IMPACT:

**STATUS & COMMENTS:**

Have obtained one quote for work; need at least 3 written quotes

**TOTAL PROJECT BUDGET BY FUND SOURCE AND PURPOSE:**

**THIS PROJECT NEEDS ASSISTANCE FROM:**

Purpose	Fnd 32		Total
Design	0		0
ROW			0
Utilities	0		0
Const.	55,000		55,000
Materials	0		0
<b>Total</b>	<b>55,000</b>	<b>0</b>	<b>55,000</b>

Bldg Maint	yes
IT	
Pub Wks	
Utilities	
Parks	
Other	

Reimbursable Account? no

Last Update 6/19/17

**ANNUAL BUDGET**

**CITY OF NORMAN**

PROJECT TITLE:	WRF Non-Potable Reuse System	PROJECT TYPE:	Wastewater System	Improv.
PROJ. CATEGORY:	Non Potable Water System	PROJECT NUMBER:	WW0205	
DEPARTMENT:	Utilities	ACCOUNT NUMBER:	32	
MANAGER:	Mark Daniels	BEGIN & END DATES:	07/01/14	to 06/30/20
WARD(s):	7 5	LIFE EXPECTANCY:	20 years	

**DETAILED PROJECT DESCRIPTION:**

A non-potable water system to allow reuse of treated effluent for wash down of equipment and irrigation of the WRF site was completed in 2011. Chlorinated wastewater effluent may also be used for irrigation purposes offsite and can be cost effective when high volume users located near the WRF are willing to utilize the wastewater. Non-potable reuse can significantly reduce peak summertime water demand and delay the need for expensive water supply projects. Reuse will also reduce the amount of pollutants discharged to the Canadian River.

It is proposed to construct a reuse line from the WRF along Cedar Lane to 12th NE, 24th NE, to Imhoff & 24th Ave. SE and serve major industrial users along the route. A second phase could deliver reuse water to the Trails Golf Course near Berry Road and Highway 9.

**EXPENDITURE SCHEDULE through CITY Accounts by FY**

Account Number	Cost Element	TOTAL ALL FISCAL YRS	Actual Prior Years	Budget FYE 2017	FYE 2018	FYE 2019	FYE 2020	FYE 2021	FYE 2022	Beyond 5 Years
032-9394-432.62-01	Design	315,000		315,000						
032-9394-432.61-01	Const	2,402,000					2,402,000			
032-9394-432.60-01	ROW	185,000		185,000						
		0								
		0								
		0								
	<b>Total</b>	<b>2,902,000</b>	<b>0</b>	<b>500,000</b>	<b>0</b>	<b>0</b>	<b>2,402,000</b>	<b>0</b>	<b>0</b>	<b>0</b>

OPERATING IMPACT: positive Wstwr Fnd reduced use of potable water for irrigation

**STATUS & COMMENTS:**

Due to higher priority to reuse treated effluent by augmenting Lake Thunderbird, irrigation project delayed until FYE20; inflate costs at 2.5% from 2009

**TOTAL PROJECT BUDGET BY FUND SOURCE AND PURPOSE:**

**THIS PROJECT NEEDS ASSISTANCE FROM:**

Purpose	Fnd 32		Total
Design	315,000		315,000
ROW	185,000		185,000
Utilities			0
Const.	2,402,000		2,402,000
Materials			0
<b>Total</b>	<b>2,902,000</b>	<b>0</b>	<b>2,902,000</b>
Reimbursable Account?	no		

Bldg Maint	
IT	
Pub Wks	
Utilities	
Parks	
Other	

Last Update 2/7/17

**ANNUAL BUDGET**

**CITY OF NORMAN**

PROJECT TITLE:	WRF Shop Building Roof Replacement	PROJECT TYPE:	Bldgs & Gnds	Maint.
PROJ. CATEGORY:		PROJECT NUMBER:	WW0172	
DEPARTMENT:	Utilities/Wastewater Treatment	ACCOUNT NUMBER:	032-9677-432	
MANAGER:	Steve Hardeman	BEGIN & END DATES:	07/01/16	to 06/30/18
WARD(s):	7	LIFE EXPECTANCY:	20 Years	

**DETAILED PROJECT DESCRIPTION:**

Original roof for Shop Building installed in 1972.

**EXPENDITURE SCHEDULE through CITY Accounts by FY**

Account Number	Cost Element	TOTAL ALL FISCAL YRS	Actual Prior Years	Budget FYE 2017	FYE 2018	FYE 2019	FYE 2020	FYE 2021	FYE 2022	Beyond 5 Years
032-9677-432.62-01	Design	3,000		3,000						
032-9677-432.61-01	Const	26,000			26,000					
		0								
		0								
		0								
		0								
	Total	29,000	0	3,000	26,000	0	0	0	0	0

OPERATING IMPACT:                      moderate      Wstwr Fnd

**STATUS & COMMENTS:**

Recommended by Building Maintenance for replacement in 2016. Cost data is inflated 2.5% per year from original estimate in 2009. FYE16 funding transferred to WW0167, WRF Telemetry Room HVAC; need new funding for roof in FYE18.

**TOTAL PROJECT BUDGET BY FUND SOURCE AND PURPOSE:**

**THIS PROJECT NEEDS ASSISTANCE FROM:**

Purpose	Fnd 32	Actual	Budget	Total
Design	3,000			3,000
ROW				0
Utilities				0
Const.	26,000			26,000
Materials				0
Total	29,000	0	0	29,000

Bldg Maint	
IT	
Pub Wks	
Utilities	
Parks	
Other	

Reimbursable Account?      no

Last Update      6/19/17

**ANNUAL BUDGET**



**UNDER CONSTRUCTION**



## **Sewer Maintenance Fund**





## CAPITAL IMPROVEMENTS PLAN

### SEWER MAINTENANCE FUND – 321

#### ASSUMPTIONS

1. Primary factors affecting project selection and priorities include:
  - Compliance with EPA administrative orders,
  - Relative impact on other parts of the sanitary sewerage system,
  - Maintenance history and service calls,
  - Inspections,
  - Wastewater Master Plan recommendations,
  - Accessibility,
  - Relative location downstream or upstream in the system, and
  - Coordination with nearby infrastructure projects.
  
2. New sources of revenue were approved by voters on August 14, 2001 became effective October 1, 2001 and are:
  - Sewer Maintenance (Fund 321) - \$5 per month, sewer service maintenance rate charged to each residence, apartment, business or mobile home receiving sewer service in the City; to be used for establishing an upgraded sewer maintenance program and not to pay debt service.
  
3. A 25 member, Council-appointed, Implementation Committee, will prioritize improvements to both the interceptors and the treatment plant with the assistance of staff. For interceptors, the committee might consider the following factors:
  - Sales tax funded project scope should be appropriate to allow funding on a “pay-as-you-go” basis.
  - Those interceptor segments shown to be most severely overloaded under the existing wastewater loading should be most highly rated. Similarly, those becoming overloaded under an obligated loading would have a higher priority than one becoming overloaded under full build-out. Expressed differently, those interceptors needing only a small increase in capacity to meet full build-out demands would have a higher priority than interceptors needing a large increase in capacity.
  - Downstream interceptor segments should generally be of higher priority than upstream segments. Interceptor projects in separate drainage basins can occur simultaneously as they are not interdependent.
  - Since excise tax funding is expected to lag behind sales tax funding, interceptor segments that are the same size under both the obligated and the full build-out scenarios might be funded first. Generally, this implies the service area is close to being fully developed, or a portion of the existing flow will be diverted to the proposed northern wastewater treatment plant.
  - Parallel interceptors might have a lower priority than a replacement interceptor might since additional rights-of-way may need to be acquired for parallel interceptors. Right-of-way/easement acquisition often delays project start-up.
  - The new interceptors serving existing customers in the Lift Station D service area must be timed to come on-line concurrently with the proposed northern wastewater treatment plant. Design and right-of-way acquisition for these interceptors might have a high priority while construction might be delayed several years.
  
4. In FYE 2015 Council approved transferring the sewer line maintenance operations out of the Sewer Line Maintenance Fund into the Water Reclamation Fund in order to better track the collection and distribution of the \$5 per month sewer maintenance fee.
  
5. Six projects are proposed for funding in FYE 2018 totaling \$4,300,000.

## Sewer Maintenance Fund Summary Fund 321

	FYE 16 ACTUAL	FYE 17 BUDGET	FYE 17 ESTIMATED	FYE 18 ADOPTED	FYE 19 PROJECTED	FYE 20 PROJECTED	FYE 21 PROJECTED	FYE 22 PROJECTED
1 Beginning Fund Balance	\$ 4,159,656	\$ 1,088,220	\$ 4,116,660	\$ 1,878,553	\$ 459,882	\$ 567,746	\$ 702,299	\$ 863,687
2								
3 Operating Revenues:								
4 Capital Improvement Charge	\$ -	\$ -	\$ -	\$ -	\$ -	\$ -	\$ -	\$ -
5 Sewer Maintenance Rate	2,946,169	2,913,691	2,913,691	2,942,828	2,972,256	3,001,979	3,031,999	3,062,319
7								
8 Total Operating Revenues	\$ 2,946,169	\$ 2,913,691	\$ 2,913,691	\$ 2,942,828	\$ 2,972,256	\$ 3,001,979	\$ 3,031,999	\$ 3,062,319
9								
10 Operating Expenditures:								
11 Salaries and Benefits	\$ 51,758	\$ 57,123	\$ 57,123	\$ 57,770	\$ 60,659	\$ 63,691	\$ 66,876	\$ 70,220
12 Supplies and Materials	2,161	2,109	2,259	2,671	2,698	2,725	2,752	2,779
13 Services and Maintenance	1,417	2,025	1,875	1,825	1,843	1,862	1,880	1,899
14 Internal Services	-	300	300	100	102	104	106	108
15 Cost Allocations	-	-	-	-	-	-	-	-
16 Employee Turnover Savings	-	(1,120)	(1,120)	(867)	(910)	(955)	(1,003)	(1,053)
17								
18 Total Operating Expenditures	\$ 55,336	\$ 60,437	\$ 60,437	\$ 61,499	\$ 64,392	\$ 67,426	\$ 70,611	\$ 73,953
19								
20 Net Operating Revenue	\$ 2,890,833	\$ 2,853,254	\$ 2,853,254	\$ 2,881,329	\$ 2,907,864	\$ 2,934,553	\$ 2,961,388	\$ 2,988,366
21								
22 Other Revenues:								
23 Interest Income	\$ -	\$ -	\$ -	\$ -	\$ -	\$ -	\$ -	\$ -
24 Misc. Revenue	25,484	-	-	-	-	-	-	-
25 IF Transf - Wastewater Fund 32	1,417,105	-	-	-	-	-	-	-
26								
27 Total Other Revenues	\$ 1,442,589	\$ -	\$ -	\$ -	\$ -	\$ -	\$ -	\$ -
28								
29								
30 Other Expenditures:								
31 Capital Projects	\$ 4,376,418	\$ 3,803,000	\$ 5,091,361	\$ 4,300,000	\$ 2,800,000	\$ 2,800,000	\$ 2,800,000	\$ 2,800,000
32 Capital Equipment	-	-	-	-	-	-	-	-
33 Audit Accruals/Adjustments	-	-	-	-	-	-	-	-
34								
35 Total Other Expenditures	\$ 4,376,418	\$ 3,803,000	\$ 5,091,361	\$ 4,300,000	\$ 2,800,000	\$ 2,800,000	\$ 2,800,000	\$ 2,800,000
36								
37 Total Revenues	\$ 4,388,758	\$ 2,913,691	\$ 2,913,691	\$ 2,942,828	\$ 2,972,256	\$ 3,001,979	\$ 3,031,999	\$ 3,062,319
38								
39 Total Expenditures	\$ 4,431,754	\$ 3,863,437	\$ 5,151,798	\$ 4,361,499	\$ 2,864,392	\$ 2,867,426	\$ 2,870,611	\$ 2,873,953
40								
41 Net Revenues (Expenditures)	\$ (42,996)	\$ (949,746)	\$ (2,238,107)	\$ (1,418,671)	\$ 107,864	\$ 134,553	\$ 161,388	\$ 188,366
42								
43 Ending Fund Balance	\$ 4,116,660	\$ 138,474	\$ 1,878,553	\$ 459,882	\$ 567,746	\$ 702,299	\$ 863,687	\$ 1,052,052

## Sewer Maintenance Fund Project Table Fund 321

Pg #	Acct No	Project Number	Project Name	FYE2017 BUDGET	FYE2017 ESTIMATE	FYE2018 BUDGET	FYE2019 PROJECTED	FYE2020 PROJECTED	FYE2021 PROJECTED	FYE2022 PROJECTED	BEYOND 5 YEARS
<b>EXPENDITURES</b>											
na	321-9338-432	WW0209	Bishop Creek Sewer Crossing Emerg Repair*	2,518	2,518	0	0	0	0	0	0
84	321-9338-432	WW0305	FYE17 Lift Station Modifications	510,000	510,000	40,000	0	0	0	0	0
85	321-9048-432	WW0091	Replace Lift Station D Force Main Phase 2	56,000	56,000	497,000	0	0	0	0	0
na	321-9649-432	WW0062	Royal Oaks Force Main	850,021	850,021	0	0	0	0	0	0
86	321-9234-432	WW0315	Sewer Lift Station Rehab: Alameda Park	0	0	50,000	0	0	0	0	0
na	321-9234-432	WW0208	Sewer Lift Station Rehab: Hall Park North*	49,998	49,998	0	0	0	0	0	0
na	321-9234-432	WW0306	Sewer Lift Station Rehab: Hall Park South	50,000	50,000	0	0	0	0	0	0
86	321-9234-432	WW	Sewer Lift Station Rehab: Sienna Springs	0	0	0	0	50,000	0	0	0
86	321-9234-432	WW	Sewer Lift Station Rehab: Summit Lakes	0	0	0	50,000	0	0	0	0
86	321-9234-432	WW	Sewer Lift Station Rehab: Summit Valley	0	0	0	0	0	50,000	0	0
86	321-9234-432	WW	Sewer Lift Station Rehab: Post Oak	0	0	0	0	0	0	50,000	0
87	321-9338-432	WW0202	Sewer Maint Plan FYE 2014	972,744	972,744	1,500,000	0	0	0	0	0
na	321-9338-432	WW0307	Sewer Maint Plan FYE 2017	2,477,496	2,477,496	0	0	0	0	0	0
88	321-9338-432	WW0318	Sewer Maint Plan FYE 2018	0	0	2,113,000	0	0	0	0	0
89	321-9338-432	WW	Sewer Maint Plan FYE 2019	0	0	0	2,650,000	0	0	0	0
90	321-9338-432	WW	Sewer Maint Plan FYE 2020	0	0	0	0	2,650,000	0	0	0
91	321-9338-432	WW	Sewer Maint Plan FYE 2021	0	0	0	0	0	2,650,000	0	0
92	321-9338-432	WW	Sewer Maint Plan FYE 2022	0	0	0	0	0	0	2,650,000	0
93	321-9974-432	WW0248	SS Emergency Repairs #	122,584	122,584	100,000	100,000	100,000	100,000	100,000	ongoing
<b>TOTAL SEWER MAINTENANCE FUND 321 PROJECTS</b>				<b>\$5,091,361</b>	<b>\$5,091,361</b>	<b>\$4,300,000</b>	<b>\$2,600,000</b>	<b>\$2,600,000</b>	<b>\$2,600,000</b>	<b>\$2,600,000</b>	<b>\$0</b>

\* closed

# - means unused funds to be returned to fund balance at end of fiscal year.

% - means budget will not be spent current fiscal year

**CITY OF NORMAN**

PROJECT TITLE:	FYE17 Lift Station Modifications	PROJECT TYPE:	Wastewater System	Maint.
PROJ. CATEGORY:	Sanitary Sewer Replacements	PROJECT NUMBER:	WW0305	
DEPARTMENT:	Utilities	ACCOUNT NUMBER:	321-9338-432	
MANAGER:	Charlie Thomas	BEGIN & END DATES:	7/1/16	to 6/30/18
WARD(s):	4 7	LIFE EXPECTANCY:	50 Years	

**DETAILED PROJECT DESCRIPTION:**

Sewer Line Maintenance Division maintains 16 lift stations throughout Norman. Three existing lift stations are in need of modifications that are beyond the capability of the Division to complete and are more extensive than the pump replacements anticipated under our annual Lift Station (LS) Rehabilitation project funded at \$50,000 per year. The Ashton Grove LS and the Vo-Tech LS require replacement of the obsolete PACO pumps, pump guide rails and brackets, discharge 90's and discharge piping to existing valve vault. Construction at each LS is estimated at \$100,000. In addition, the Royal Oaks Lift Station requires the above modification plus replacement of the existing 8-foot diameter wet well with 10-foot diameter wet well, as well as replacement of the existing valve vault, check valves, gate valves and all discharge piping to existing force main. Construction for this LS is estimated at \$250,000. Replacement pumps expected to be Flygt NP 3171 455 25HP 4" discharge pumps, 230/460 with 50 feet of cable. An outside contractor will be responsible for pumping around while stations are off line preventing back-ups or overflows.

**EXPENDITURE SCHEDULE through CITY Accounts by FY**

Account Number	Cost Element	TOTAL ALL FISCAL YRS	Actual Prior Years	Budget FYE 2017	FYE 2018	FYE 2019	FYE 2020	FYE 2021	FYE 2022	Beyond 5 Years
321-9338-432.62-01	Design	75,000		75,000						
321-9338-432.60-01	ROW	0								
6701	Utilities	0								
321-9338-432.61-01	Const	475,000		435,000	40,000					
6301	Matls	0		0						
		0								
	<b>Total</b>	<b>550,000</b>	<b>0</b>	<b>510,000</b>	<b>40,000</b>	<b>0</b>	<b>0</b>	<b>0</b>	<b>0</b>	<b>0</b>

**OPERATING IMPACT:**

positive	Wstwr Fnd	Replacement of old lines will reduce the frequency of maintenance calls.
----------	-----------	--

**STATUS & COMMENTS:**

Design engineering contract approved by NUA on 2/28/17. Construction cost increase of \$40K in FYE18 included to address wetwell sizing for future capacity.

**TOTAL PROJECT BUDGET BY FUND SOURCE AND PURPOSE:**

**THIS PROJECT NEEDS ASSISTANCE FROM:**

Purpose	Fnd 321		Total
Design	75,000		75,000
ROW	0		0
Utilities	0		0
Const.	475,000		475,000
Materials	0		0
<b>Total</b>	<b>550,000</b>	<b>0</b>	<b>550,000</b>
Reimbursable Account?	no		

Bldg Maint	no
IT	no
Pub Wks	yes
Utilities	yes
Parks	no
Other	no

Last Update 3/7/17

**ANNUAL BUDGET**

**CITY OF NORMAN**

<b>PROJECT TITLE:</b>	Lift Station D Force Main Rehab - Phase 2	<b>PROJECT TYPE:</b>	Wastewater System	Maint.
<b>PROJ. CATEGORY:</b>	Wastewater	<b>PROJECT NUMBER:</b>	WW0091	
<b>DEPARTMENT:</b>	Utilities	<b>ACCOUNT NUMBER:</b>	321-9048-432	
<b>MANAGER:</b>	Charlie Thomas	<b>BEGIN &amp; END DATES:</b>	7/1/18	to 12/31/19
<b>WARD(s):</b>	8	<b>LIFE EXPECTANCY:</b>	50 Years	

**DETAILED PROJECT DESCRIPTION:**

Another portion of the Lift Station D 16" Ductile Iron force main along 12th Ave N.E. is severely deteriorated and in need of replacement. Approximately 3,500 feet of this force main to just south of Rock Creek Road was replaced with 20-inch PVC in 2009. The area needing replacement because of continued breaks is on the west side of 12th from the end of the previous project to the point where it begins to gravity flow near the 12th Avenue Recreation Center. The project is expected to require 2,300 feet of new 20-inch piping, three air release vaults and a new receiving manhole.

**EXPENDITURE SCHEDULE through CITY Accounts by FY**

Account Number	Cost Element	TOTAL ALL FISCAL YRS	Actual Prior Years	Budget FYE 2017	FYE 2018	FYE 2019	FYE 2020	FYE 2021	FYE 2022	Beyond 5 Years
321-9649-432.62-01	Design	56,000		56,000						
6001	ROW	0								
6701	Utilities	0								
321-9649-432.61-01	Const	497,000		497,000						
6301	Matls	0								
		0								
	<b>Total</b>	<b>553,000</b>	<b>0</b>	<b>56,000</b>	<b>497,000</b>	<b>0</b>	<b>0</b>	<b>0</b>	<b>0</b>	<b>0</b>

**OPERATING IMPACT:**      positive      Swr Maint F      Prevent imminent failure of force main, or associated repair costs

**STATUS & COMMENTS:**

**TOTAL PROJECT BUDGET BY FUND SOURCE AND PURPOSE:**

**THIS PROJECT NEEDS ASSISTANCE FROM:**

Purpose	Fnd 321			Total
Design	56,000			56,000
ROW	0			0
Utilities	0			0
Const.	497,000			497,000
Materials	0			0
<b>Total</b>	<b>553,000</b>	<b>0</b>	<b>0</b>	<b>553,000</b>

Bldg Maint	
IT	
Pub Wks	
Utilities	
Parks	yes
Other	

Reimbursable Account?      no

Last Update      3/7/17

**ANNUAL BUDGET**

**CITY OF NORMAN**

PROJECT TITLE:	Sewer Lift Station Rehabilitation	PROJECT TYPE:	Wastewater System	Maint.
PROJ. CATEGORY:	Line Maintenance	PROJECT NUMBER:	WW0315	
DEPARTMENT:	Utilities	ACCOUNT NUMBER:	321-9234-432.63-01	
MANAGER:	David Hager	BEGIN & END DATES:	7/1/13	to 6/30/20
WARD(s):	All	LIFE EXPECTANCY:	10 years	

**DETAILED PROJECT DESCRIPTION:**

This is an annual project to rehabilitate lift stations. Design life of a lift station is ten years. Future projects to be determined based on need. FYE 18 project is to rehabilitate pumps, valves and electrical control panels at Alameda Park Lift Station.

**EXPENDITURE SCHEDULE through CITY Accounts by FY**

Account Number	Cost Element	TOTAL ALL FISCAL YRS	Actual Prior Years	Budget FYE 2017	FYE 2018	FYE 2019	FYE 2020	FYE 2021	FYE 2022	Beyond 5 Years
Hall Park South LS-	Matls	50,000		50,000						
Alameda Park LS	Matls	50,000			50,000					
Summit Lakes LS	Matls	50,000				50,000				
Siena Springs LS	Matls	50,000					50,000			
Summit Valley LS	Matls	50,000						50,000		
Post Oak LS	Matls	50,000							50,000	
<b>Total</b>		<b>250,000</b>		<b>50,000</b>	<b>50,000</b>	<b>50,000</b>	<b>50,000</b>	<b>50,000</b>	<b>50,000</b>	<b>0</b>

**OPERATING IMPACT:**

negligible | Swr Maint F | Increases reliability of lift station performance

**STATUS & COMMENTS:**

Beginning in FYE15, the annual project amount was increased by \$20,000 to \$50,000 due to increasing costs of pumping and electrical renovations. This will decrease the budget amount for the annual Sewer Maintenance rehabilitation project (SMP).

**THIS PROJECT NEEDS ASSISTANCE FROM:**

Purpose	Fnd 321			Total
Design	0			0
ROW	0			0
Utilities	0			0
Const.	0			0
Materials	250,000			250,000
<b>Total</b>	<b>250,000</b>	<b>0</b>	<b>0</b>	<b>250,000</b>

Bldg Maint	no
IT	no
Pub Wks	yes
Utilities	yes
Parks	no
Other	no

Reimbursable Account? no

Last Update 6/19/17

**ANNUAL BUDGET**

**CITY OF NORMAN**

PROJECT TITLE:	Sewer Maintenance Project FYE 2014	PROJECT TYPE:	Wastewater System	Maint.
PROJ. CATEGORY:	Sanitary Sewer Replacements	PROJECT NUMBER:	WW0202	
DEPARTMENT:	Utilities	ACCOUNT NUMBER:	321-9338-432	
MANAGER:	Charlie Thomas	BEGIN & END DATES:	7/1/15	to 6/30/17
WARD(s):	2 8	LIFE EXPECTANCY:	50 Years	

**DETAILED PROJECT DESCRIPTION:**

The proposed replacement area is generally bounded by Robinson Street to the North, Sherry/Mercedes to the West, Main Street to the South, and Berry Road to the East, excluding Dakota & Iowa, which were in the 2009 project area. Additional lines may be added by staff if funding is available. Assessment, repairs and replacements to about 34,600 feet of sewer will occur as needed within the project area, subject to innocuous adjustments by staff, due to unforeseen system operational considerations. Alternates may be bid, but have not yet been positively identified.

**EXPENDITURE SCHEDULE through CITY Accounts by FY**

Account Number	Cost Element	TOTAL ALL FISCAL YRS	Actual Prior Years	Budget FYE 2017	FYE 2018	FYE 2019	FYE 2020	FYE 2021	FYE 2022	Beyond 5 Years
6201	Design	69,995	52,726	17,269						
6001	ROW	0		0						
6701	Utilities	0								
6101	Const	3,412,871	957,396	955,475	1,500,000					
6301	Matls	0								
		0								
	<b>Total</b>	<b>3,482,866</b>	<b>1,010,122</b>	<b>972,744</b>	<b>1,500,000</b>	<b>0</b>	<b>0</b>	<b>0</b>	<b>0</b>	<b>0</b>

OPERATING IMPACT: 

positive
----------

 Swr Maint Fn Replacement of old lines will reduce the frequency of maintenance calls.

**STATUS & COMMENTS:**

**TOTAL PROJECT BUDGET BY FUND SOURCE AND PURPOSE:**

**THIS PROJECT NEEDS ASSISTANCE FROM:**

Purpose	Fnd 321			Total
Design	69,995			69,995
ROW	0			0
Utilities	0			0
Const.	3,412,871			3,412,871
Materials	0			0
<b>Total</b>	<b>3,482,866</b>	<b>0</b>	<b>0</b>	<b>3,482,866</b>
Reimbursable Account?	no			

Bldg Maint	
IT	
Pub Wks	
Utilities	yes
Parks	
Other	

Last Update 3/7/17

**ANNUAL BUDGET**

**CITY OF NORMAN**

PROJECT TITLE:	Sewer Maintenance Project FYE 2018	PROJECT TYPE:	Wastewater System	Maint.
PROJ. CATEGORY:	Sanitary Sewer Replacements	PROJECT NUMBER:	WW0316	
DEPARTMENT:	Utilities	ACCOUNT NUMBER:	321-9338-432	
MANAGER:	Charlie Thomas	BEGIN & END DATES:	7/1/17	to 6/30/19
WARD(s):	2	LIFE EXPECTANCY:	50 Years	

**DETAILED PROJECT DESCRIPTION:**

Annual rehabilitation project is generally bounded by Westbrook Terrace to the North, Highway 9 to the Southwest and Berry Road to the East; additional lines may be added by staff if funding is available. Repair to or replacement of about 27,800 feet of sewer is needed in the project area, subject to innocuous adjustments by staff, due to unforeseen system operational considerations. Alternates may be bid, but are not identified yet.

**EXPENDITURE SCHEDULE through CITY Accounts by FY**

Account Number	Cost Element	TOTAL ALL FISCAL YRS	Actual Prior Years	Budget FYE 2017	FYE 2018	FYE 2019	FYE 2020	FYE 2021	FYE 2022	Beyond 5 Years
321-9338-432.62-01	Design	80,000			80,000					
321-9338-432.60-01	ROW	20,000			20,000					
6701	Utilities	0								
321-9338-432.61-01	Const	2,013,000			2,013,000					
6301	Matls	0								
		0								
	<b>Total</b>	<b>2,113,000</b>	<b>0</b>	<b>0</b>	<b>2,113,000</b>	<b>0</b>	<b>0</b>	<b>0</b>	<b>0</b>	<b>0</b>

**OPERATING IMPACT:**

positive	Swr Maint F	Replacement of old lines will reduce the frequency of maintenance calls.
----------	-------------	--

**STATUS & COMMENTS:**

**TOTAL PROJECT BUDGET BY FUND SOURCE AND PURPOSE:**

**THIS PROJECT NEEDS ASSISTANCE FROM:**

Purpose	Fnd 321		Total
Design	80,000		80,000
ROW	20,000		20,000
Utilities	0		0
Const.	2,013,000		2,013,000
Materials	0		0
<b>Total</b>	<b>2,113,000</b>	<b>0</b>	<b>2,113,000</b>
Reimbursable Account?	no		

Bldg Maint	
IT	
Pub Wks	
Utilities	yes
Parks	
Other	

Last Update 6/19/17

**ANNUAL BUDGET**



**CITY OF NORMAN**

PROJECT TITLE:	Sewer Maintenance Project FYE 2019	PROJECT TYPE:	Wastewater System	Maint.
PROJ. CATEGORY:	Sanitary Sewer Replacements	PROJECT NUMBER:	WW	
DEPARTMENT:	Utilities	ACCOUNT NUMBER:	321-9338-432	
MANAGER:	Charlie Thomas	BEGIN & END DATES:	7/1/18	to 6/30/20
WARD(s):	2	LIFE EXPECTANCY:	50 Years	

**DETAILED PROJECT DESCRIPTION:**

Annual rehabilitation project is generally bounded by Peter Pan St. to the North, 24th Ave SW to the west, Westbrook Terrace to the south, and Berry Road to the East. Additional lines may be added by staff if funding is available. Repair to or replacement of about 26,000 feet of sewer is needed in the project area, subject to innocuous adjustments by staff, due to unforeseen system operational considerations. Alternates may be bid, but are not identified yet.

**EXPENDITURE SCHEDULE through CITY Accounts by FY**

Account Number	Cost Element	TOTAL ALL FISCAL YRS	Actual Prior Years	Budget FYE 2017	FYE 2018	FYE 2019	FYE 2020	FYE 2021	FYE 2022	Beyond 5 Years
6201	Design	90,000				90,000				
6001	ROW	20,000				20,000				
6701	Utilities	0								
6101	Const	2,540,000				2,540,000				
6301	Matls	0								
		0								
	<b>Total</b>	<b>2,650,000</b>	<b>0</b>	<b>0</b>	<b>0</b>	<b>2,650,000</b>	<b>0</b>	<b>0</b>	<b>0</b>	<b>0</b>

OPERATING IMPACT: 

positive
----------

 Swr Maint F Replacement of old lines will reduce the frequency of maintenance calls.

**STATUS & COMMENTS:**

**TOTAL PROJECT BUDGET BY FUND SOURCE AND PURPOSE:**

**THIS PROJECT NEEDS ASSISTANCE FROM:**

Purpose	Fnd 321		Total
Design	90,000		90,000
ROW	20,000		20,000
Utilities	0		0
Const.	2,540,000		2,540,000
Materials	0		0
<b>Total</b>	<b>2,650,000</b>	<b>0</b>	<b>2,650,000</b>
Reimbursable Account?	no		

Bldg Maint	
IT	
Pub Wks	
Utilities	yes
Parks	
Other	

Last Update 3/7/17

**ANNUAL BUDGET**

**CITY OF NORMAN**

PROJECT TITLE:	Sewer Maintenance Project FYE 2020	PROJECT TYPE:	Wastewater System	Maint.
PROJ. CATEGORY:	Sanitary Sewer Replacements	PROJECT NUMBER:	WW	
DEPARTMENT:	Utilities	ACCOUNT NUMBER:	321-9338-432	
MANAGER:	Charlie Thomas	BEGIN & END DATES:	7/1/19	to 6/30/21
WARD(s):	2	LIFE EXPECTANCY:	50 Years	

**DETAILED PROJECT DESCRIPTION:**

Annual rehabilitation project; the tentative project area is generally bounded by Westridge Terrace to the west, W. Boyd St. to the North, Imhoff Creek to the East, and Lindsey Street to the south. Additional lines may be added by staff if funding is available. Repair to or replacement of about 44,000 feet of sewer is needed in the project area, subject to innocuous adjustments by staff, due to unforeseen system operational considerations. Alternates may be bid, but are not identified yet.

**EXPENDITURE SCHEDULE through CITY Accounts by FY**

Account Number	Cost Element	TOTAL ALL FISCAL YRS	Actual Prior Years	Budget FYE 2017	FYE 2018	FYE 2019	FYE 2020	FYE 2021	FYE 2022	Beyond 5 Years
6201	Design	100,000					100,000			
6001	ROW	20,000					20,000			
6701	Utilities	0								
6101	Const	2,530,000					2,530,000			
6301	Matls	0								
		0								
	<b>Total</b>	<b>2,650,000</b>	<b>0</b>	<b>0</b>	<b>0</b>	<b>0</b>	<b>2,650,000</b>	<b>0</b>	<b>0</b>	<b>0</b>

**OPERATING IMPACT:**

positive      Swr Maint F Replacement of old lines will reduce the frequency of maintenance calls.

**STATUS & COMMENTS:**

**TOTAL PROJECT BUDGET BY FUND SOURCE AND PURPOSE:**

**THIS PROJECT NEEDS ASSISTANCE FROM:**

Purpose	Fnd 321		Total
Design	100,000		100,000
ROW	20,000		20,000
Utilities	0		0
Const.	2,530,000		2,530,000
Materials	0		0
<b>Total</b>	<b>2,650,000</b>	<b>0</b>	<b>2,650,000</b>

Bldg Maint	
IT	
Pub Wks	
Utilities	yes
Parks	
Other	

Reimbursable Account? no

Last Update 3/7/17

**ANNUAL BUDGET**

**CITY OF NORMAN**

PROJECT TITLE:	Sewer Maintenance Project FYE 2021	PROJECT TYPE:	Wastewater System	Maint.
PROJ. CATEGORY:	Sanitary Sewer Replacements	PROJECT NUMBER:	WW	
DEPARTMENT:	Utilities	ACCOUNT NUMBER:	321-9338-432	
MANAGER:	Charlie Thomas	BEGIN & END DATES:	7/1/20	to 6/30/22
WARD(s):	2	LIFE EXPECTANCY:	50 Years	

**DETAILED PROJECT DESCRIPTION:**

Annual rehabilitation project; the tentative project area is generally bounded by Main to the North, Imhoff Creek to the west, W. Boyd to the south and Wylie to the East. Additional lines may be added by staff if funding is available. Repair to or replacement of about 24,000 feet of sewer is needed in the project area, subject to innocuous adjustments by staff, due to unforeseen system operational considerations. Alternates may be bid, but are not identified yet.

**EXPENDITURE SCHEDULE through CITY Accounts by FY**

Account Number	Cost Element	TOTAL ALL FISCAL YRS	Actual Prior Years	Budget FYE 2017	FYE 2018	FYE 2019	FYE 2020	FYE 2021	FYE 2022	Beyond 5 Years
.6201	Design	120,000						120,000		
6001	ROW	30,000						30,000		
6701	Utilities	0								
6101	Const	2,500,000						2,500,000		
6301	Matls	0								
		0								
	<b>Total</b>	<b>2,650,000</b>	<b>0</b>	<b>0</b>	<b>0</b>	<b>0</b>	<b>0</b>	<b>2,650,000</b>	<b>0</b>	<b>0</b>

OPERATING IMPACT: 

positive
----------

 Swr Maint F Replacement of old lines will reduce the frequency of maintenance calls.

**STATUS & COMMENTS:**

**TOTAL PROJECT BUDGET BY FUND SOURCE AND PURPOSE:**

**THIS PROJECT NEEDS ASSISTANCE FROM:**

Purpose	Fnd 321		Total
Design	120,000		120,000
ROW	30,000		30,000
Utilities	0		0
Const.	2,500,000		2,500,000
Materials	0		0
<b>Total</b>	<b>2,650,000</b>	<b>0</b>	<b>2,650,000</b>

Bldg Maint	
IT	
Pub Wks	
Utilities	yes
Parks	
Other	

Reimbursable Account? no

Last Update 3/7/17

**ANNUAL BUDGET**

**CITY OF NORMAN**

PROJECT TITLE:	Sewer Maintenance Project FY 2022	PROJECT TYPE:	Wastewater System	Maint.
PROJ. CATEGORY:	Sanitary Sewer Replacements	PROJECT NUMBER:	WW	
DEPARTMENT:	Utilities	ACCOUNT NUMBER:	321-9338-432	
MANAGER:	Charlie Thomas	BEGIN & END DATES:	7/1/21	to 6/30/23
WARD(s):	6	LIFE EXPECTANCY:	50 Years	

**DETAILED PROJECT DESCRIPTION:**

Annual rehabilitation project; the project area is generally bounded by Boyd St. to the North, Wiley Road to the West, Lindsey Street to the South, and Bishop Creek/Pickard Ave. to the east; additional lines may be added by staff if funding is available. Repair or replacement of about 24,600 feet of sewer is needed in the project area, subject to innocuous adjustments by staff, due to unforeseen system operational considerations. Alternates may be bid, but are not identified yet.

**EXPENDITURE SCHEDULE through CITY Accounts by FY**

Account Number	Cost Element	TOTAL ALL FISCAL YRS	Actual Prior Years	Budget FYE 2017	FYE 2018	FYE 2019	FYE 2020	FYE 2021	FYE 2022	Beyond 5 Years
6201	Design	120,000							120,000	
6001	ROW	20,000							20,000	
6701	Utilities	0								
6101	Const	2,510,000							2,510,000	
6301	Matls	0								
		0								
	<b>Total</b>	<b>2,650,000</b>	<b>0</b>	<b>0</b>	<b>0</b>	<b>0</b>	<b>0</b>	<b>0</b>	<b>2,650,000</b>	

**OPERATING IMPACT:**

positive      Swr Maint F Replacement of old lines will reduce the frequency of maintenance calls.

**STATUS & COMMENTS:**

**TOTAL PROJECT BUDGET BY FUND SOURCE AND PURPOSE:**

**THIS PROJECT NEEDS ASSISTANCE FROM:**

Purpose	Fnd 321		Total
Design	120,000		120,000
ROW	20,000		20,000
Utilities	0		0
Const.	2,510,000		2,510,000
Materials	0		0
<b>Total</b>	<b>2,650,000</b>	<b>0</b>	<b>2,650,000</b>

Bldg Maint	
IT	
Pub Wks	
Utilities	yes
Parks	
Other	

Reimbursable Account? no

Last Update 3/7/17

**ANNUAL BUDGET**

**CITY OF NORMAN**

PROJECT TITLE:	Sanitary Sewer Emergency Repairs	PROJECT TYPE:	Wastewater System	Maint.
PROJ. CATEGORY:	Line Maintenance	PROJECT NUMBER:	WW0248	
DEPARTMENT:	Utilities	ACCOUNT NUMBER:	321-9974-432.61-01	
MANAGER:	David Hager	BEGIN & END DATES:	7/1/02	to 6/30/20
WARD(s):	All	LIFE EXPECTANCY:	40 yrs.	

**DETAILED PROJECT DESCRIPTION:**

This is an annual project to perform emergency repairs of sanitary sewer lines by outside contractor on an as-needed basis. Un-needed funds are returned to Wastewater Maintenance Fund (321) balance at end of each fiscal year. Location of repairs to be determined on a case by case basis when repairs are beyond the scope of Sewer Line Maintenance staff due to depth, location or manpower restrictions.

**EXPENDITURE SCHEDULE through CITY Accounts by FY**

Account Number	Cost Element	TOTAL ALL FISCAL YRS	Actual Prior Years	Budgeted FYE 2017	FYE 2018	FYE 2019	FYE 2020	FYE 2021	FYE 2022	Beyond 5 Years
		0								
		0								
		0								
		0								
321-9974-432.61-01	Const	1,207,016	584,432	122,584	100,000	100,000	100,000	100,000	100,000	
		0								
	Total	1,207,016	584,432	122,584	100,000	100,000	100,000	100,000	100,000	

OPERATING IMPACT:  negligible  Swr Maint  Maintains a means for emergency system repairs

**STATUS & COMMENTS:**

\$584,432 has been spent during 13 previous years for an average of about \$45,000 with some years higher. Wastewater maintenance fee is expected to generate at least \$2.7 million per year; this emergency repair account is expected to continue indefinitely.

**TOTAL PROJECT BUDGET BY FUND SOURCE AND PURPOSE:**

**THIS PROJECT NEEDS ASSISTANCE FROM:**

Purpose	Fnd 321			Total
Design				0
ROW				0
Utilities				0
Const.	1,207,016			1,207,016
Materials				0
Total	1,207,016	0	0	1,207,016
Reimbursable Account?	no			

Bldg Maint	
IT	
Pub Wks	
Utilities	
Parks	
Other	

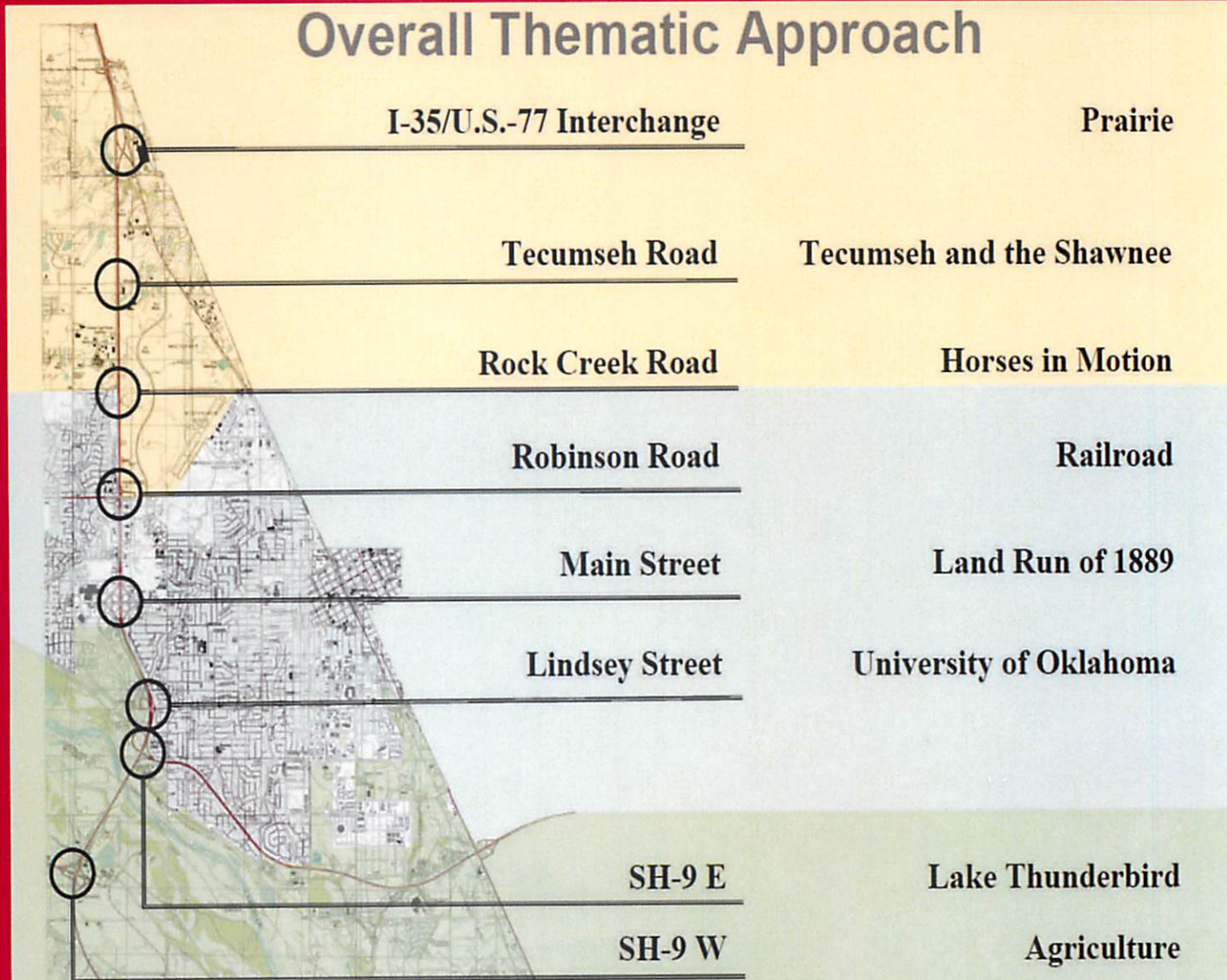
Last Update 6/19/17



**UNDER CONSTRUCTION**

# Sewer New Development Fund

## Overall Thematic Approach



## CAPITAL IMPROVEMENTS PLAN

### NEW DEVELOPMENT EXCISE TAX FUND –322

#### ASSUMPTIONS

1. Primary factors affecting project selection and priorities include:
  - Compliance with EPA administrative orders,
  - Relative impact on other parts of the sanitary sewerage system,
  - Maintenance history and service calls,
  - Inspections,
  - Wastewater Master Plan recommendations,
  - Accessibility,
  - Relative location downstream or upstream in the system, and
  - Coordination with nearby infrastructure projects.
  
2. New sources of revenue were approved by voters on August 14, 2001 became effective October 1, 2001 and are:
  - New Development Excise Tax (Fund 322) – an excise tax on new residential and commercial development to be served by the sewer system; to be used for future improvements and expansion to the city's wastewater system. The amount generated is dependent on growth, but is anticipated to be \$2 million per year. Projects will be funded primarily Pay Go and debt financed as needed.
  
3. A 25 member, Council-appointed, Implementation Committee, will prioritize improvements to both the interceptors and the treatment plant with the assistance of staff. For interceptors, the committee might consider the following factors:
  - Sales tax funded project scope should be appropriate to allow funding on a "pay-as-you-go" basis.
  - Those interceptor segments shown to be most severely overloaded under the existing wastewater loading should be most highly rated. Similarly, those becoming overloaded under an obligated loading would have a higher priority than one becoming overloaded under full build-out. Expressed differently, those interceptors needing only a small increase in capacity to meet full build-out demands would have a higher priority than interceptors needing a large increase in capacity.
  - Downstream interceptor segments should generally be of higher priority than upstream segments. Interceptor projects in separate drainage basins can occur simultaneously as they are not interdependent.
  - Since excise tax funding is expected to lag behind sales tax funding, interceptor segments that are the same size under both the obligated and the full build-out scenarios might be funded first. Generally, this implies the service area is close to being fully developed, or a portion of the existing flow will be diverted to the proposed northern wastewater treatment plant.
  - Parallel interceptors might have a lower priority than a replacement interceptor might since additional rights-of-way may be required for parallel interceptors. Right-of-way/easement acquisition often delays project start-up.
  - The new interceptors serving existing customers in the Lift Station D service area must be timed to come on-line concurrently with the proposed northern wastewater treatment plant. Design and right-of-way acquisition for these interceptors might have a high priority while construction might be delayed several years.
  
4. No new funding is proposed for FYE 2018.

## New Development Excise Fund Summary Fund 322

	FYE 16 ACTUAL	FYE 17 BUDGET	FYE 17 ESTIMATED	FYE 18 ADOPTED	FYE 19 PROJECTED	FYE 20 PROJECTED	FYE 21 PROJECTED	FYE 22 PROJECTED
1 Beginning Fund Balance	\$ 9,474,166	\$ 7,694,149	\$ 7,874,790	\$ 7,095,656	\$ 7,015,505	\$ 6,711,283	\$ 6,627,795	\$ 5,769,663
2								
3 Operating Revenues:								
4 Excise Tax - Residential	\$ 1,383,412	\$ 1,300,000	\$ 1,300,000	\$ 1,300,000	\$ 1,300,000	\$ 1,300,000	\$ 1,300,000	\$ 1,300,000
5 Excise Tax - Commercial	326,502	400,000	400,000	400,000	400,000	400,000	400,000	400,000
6								
7 Total Operating Revenues	\$ 1,709,914	\$ 1,700,000	\$ 1,700,000	\$ 1,700,000	\$ 1,700,000	\$ 1,700,000	\$ 1,700,000	\$ 1,700,000
8								
9 Total Operating Expenditures	\$ -	\$ -	\$ -	\$ -	\$ -	\$ -	\$ -	\$ -
10								
11 Net Operating Revenue	\$ 1,709,914	\$ 1,700,000	\$ 1,700,000	\$ 1,700,000	\$ 1,700,000	\$ 1,700,000	\$ 1,700,000	\$ 1,700,000
12								
13 Other Revenues:								
14 Interest Income	\$ 75,302	\$ 200,000	\$ 200,000	\$ 200,000	\$ 200,000	\$ 200,000	\$ 200,000	\$ 200,000
15 Bond Proceeds/Grant Reimb.	8,274,682	-	6,539,191	-	-	-	-	-
16 SRF Loan Proceeds	-	-	-	-	-	-	-	-
17 IF Transf - General Fund	-	-	-	-	-	-	-	-
18 Transfer From Sewer Sales Tax	-	-	-	-	-	-	-	-
19								
20 Total Other Revenues	\$ 8,349,984	\$ 200,000	\$ 6,739,191	\$ 200,000	\$ 200,000	\$ 200,000	\$ 200,000	\$ 200,000
21								
22 Other Expenditures:								
23 Debt Service - 09 SRF	\$ 357,519	\$ 360,019	\$ 360,019	\$ 360,019	\$ 360,019	\$ 360,019	\$ 360,019	\$ 360,019
24 Debt Service - 14 SRF	2,319,900	1,618,519	1,618,519	1,620,132	1,621,104	1,623,469	1,623,113	1,655,673
25 Services & maintenance	-	-	-	-	-	-	-	-
26 Capital Projects	6,981,855	92,000	7,239,787	-	223,100	-	775,000	1,502,000
27								
28 Total Other Expenditures	\$ 11,659,274	\$ 2,070,538	\$ 9,218,325	\$ 1,980,151	\$ 2,204,223	\$ 1,983,488	\$ 2,758,132	\$ 3,517,692
29								
30 Net Revenues (Expenditures)	\$ (1,599,376)	\$ (170,538)	\$ (779,134)	\$ (60,151)	\$ (304,223)	\$ (63,488)	\$ (658,132)	\$ (1,617,692)
31								
32 Ending Fund Balance	\$ 7,874,790	\$ 7,523,611	\$ 7,095,656	\$ 7,015,505	\$ 6,711,283	\$ 6,627,795	\$ 5,769,663	\$ 4,151,971
33								



## New Development Excise Tax Fund Project Table Funds 322

Pg #	Acct No	Project Number	Project Name	FYE2017 BUDGET	FYE2017 ESTIMATE	FYE2018 BUDGET	FYE2019 PROJECTED	FYE2020 PROJECTED	FYE2021 PROJECTED	FYE2022 PROJECTED	BEYOND 5 YEARS
<b>EXPENDITURES</b>											
na	322-9048-432	WW0120	Interceptor/Woodcrest	1,479,120	1,479,120	0	0	0	0	0	0
na	322-9049-432	WW0204	North WRF Engineering Report	32,085	32,085	0	0	0	0	0	0
na	322-9048-432	WW0065	Phase 2 South WRF Improvements	5,319,582	5,319,582	0	0	0	0	0	0
97	322-9048-432	WW0308	SE Lift Station Payback (match)	92,000	92,000	0	0	0	0	727,000	3,455,000
98	322-	WW	South WRF Phase 3 BNR Improvements (match)	0	0	0	0	0	775,000	775,000	12,250,000
99	322-	WW	Summit Valley Interceptor Payback	0	0	0	223,100	0	0	0	0
na	322-9911-432	WW0311	WRF Gen Access Platforms	132,000	132,000	0	0	0	0	0	0
na	322-9911-432	WW0310	WRF New Grit Classifier Unit	185,000	185,000	0	0	0	0	0	0
<b>TOTAL NEW DEVELOPMENT EXCISE FUND 322 PROJECTS</b>				<b>7,239,787</b>	<b>7,239,787</b>	<b>0</b>	<b>223,100</b>	<b>0</b>	<b>775,000</b>	<b>1,502,000</b>	<b>16,705,000</b>

\* closed  
 # - means unused funds to be returned to fund balance at end of fiscal year.  
 % - means budget will not be spent current fiscal year

**CITY OF NORMAN**

PROJECT TITLE:	SE Norman Lift Station	PROJECT TYPE:	Wastewater System	Improv.
PROJ. CATEGORY:	Wastewater Collection System	PROJECT NUMBER:	WW	
DEPARTMENT:	Utilities	ACCOUNT NUMBER:	322-	
MANAGER:	Mark Daniels	BEGIN & END DATES:	7/1/16	to 6/30/24
WARD(s):	5	LIFE EXPECTANCY:	50 years	

**DETAILED PROJECT DESCRIPTION:**

The Wastewater Master Plan (WWMP) identified sewer interceptor needs throughout Norman to accommodate full build-out of the NORMAN 2025 Plan. The citizens of Norman approved an ongoing excise tax (Fund 322) to provide capacity for future development. Staff has recently updated the wastewater model to project flows generated from full build-out of the Destin Landing Development in SE Norman. A series of interceptors as well as one large lift station with flow equalization can eliminate one existing and three proposed lift stations in southeast Norman. This project will estimate project costs, assign wastewater generation estimates to undeveloped properties to be serviced, and prorate payback costs per parcel based on wastewater generation projections. The lift station might initially be funded by developers and/or the NUA with a portion of the funding paid back as additional areas develop.

**EXPENDITURE SCHEDULE through CITY Accounts by FY**

Account Number	Cost Element	TOTAL ALL FISCAL YRS	Actual Prior Years	Budget FYE 2017	FYE 2018	FYE 2019	FYE 2020	FYE 2021	FYE 2022	Beyond 5 Years
322-9048-432.62-01	Design	519,000		92,000					427,000	
322-9048-432.61-01	Const	3,455,000								3,455,000
322-9048-432.60-01	ROW	300,000							300,000	
	Total	4,274,000	0	92,000	0	0	0	0	727,000	3,455,000

**OPERATING IMPACT:**

more revenue    Wstwr Fnd    reduced future maintenance for new and existing lift stations

**STATUS & COMMENTS:**

NUA funding is expected to be 100% excise tax; however, if any existing service areas are connected to the new lift station (such as Summit Valley), water reclamation funding might be utilized to accommodate existing users.

**TOTAL PROJECT BUDGET BY FUND SOURCE AND PURPOSE:**

Purpose	Fnd 322	Total
Design	519,000	519,000
ROW	300,000	300,000
Utilities		0
Const.	3,455,000	3,455,000
Materials		0
<b>Total</b>	<b>4,274,000</b>	<b>4,274,000</b>
Reimbursable Account?	no	

**THIS PROJECT NEEDS ASSISTANCE FROM:**

Bldg Maint	
IT	yes
Pub Wks	
Utilities	
Parks	
Other	

Last Update    2/16/17

**CITY OF NORMAN**

<b>PROJECT TITLE:</b>	South WRF Phase 3 BNR Improvements	<b>PROJECT TYPE:</b>	Wastewater System	Improv.
<b>PROJ. CATEGORY:</b>	Wastewater Improvements	<b>PROJECT NUMBER:</b>	WW	
<b>DEPARTMENT:</b>	Utilities	<b>ACCOUNT NUMBER:</b>	032/323-9048-432	
<b>MANAGER:</b>	Mark Daniels	<b>BEGIN &amp; END DATES:</b>	7/1/19	to 6/30/24
<b>WARD(s):</b>	All	<b>LIFE EXPECTANCY:</b>	50 years	

**DETAILED PROJECT DESCRIPTION:**

The Wastewater Master Plan recommended expansion of the South WRF to 17 MGD. The engineering report for the South WRF Improvements identified the Phase 2 Improvements as well as anticipated improvements necessary to upgrade treatment processes to improve effluent quality and possibly allow indirect potable reuse. It is assumed the Phase 2 South WRF improvements are in place prior to this project.

The Phase 3 improvements will likely include the addition of biological nutrient removal (BNR) to reduce phosphorus and nitrogen and an effluent pump station followed by filtration to further reduce solids. This phase would be required if our effluent discharge permit is made more stringent or if reuse of highly treated effluent for water supply use is implemented. It is assumed that DEQ regulations allowing indirect reuse will become effective in 2020.

**EXPENDITURE SCHEDULE through CITY Accounts by FY**

Account Number	Cost Element	TOTAL ALL FISCAL YRS	Actual Prior Years	Budget FYE 2017	FYE 2018	FYE 2019	FYE 2020	FYE 2021	FYE 2022	Beyond 5 Years
322-6201	Design	3,100,000						775,000	775,000	1,550,000
032-6201	Design	13,900,000						3,475,000	3,475,000	6,950,000
322-6001	ROW	0								0
032-6001	ROW	0								0
322-6101	Const	10,700,000								10,700,000
032-6101	Const	48,000,000								48,000,000
	<b>Fund 32 Total</b>	<b>61,900,000</b>	<b>0</b>	<b>0</b>	<b>0</b>	<b>0</b>	<b>0</b>	<b>3,475,000</b>	<b>3,475,000</b>	<b>54,950,000</b>
	<b>Fund 322 Total</b>	<b>13,800,000</b>	<b>0</b>	<b>0</b>	<b>0</b>	<b>0</b>	<b>0</b>	<b>775,000</b>	<b>775,000</b>	<b>12,250,000</b>
	<b>Total</b>	<b>75,700,000</b>	<b>0</b>	<b>0</b>	<b>0</b>	<b>0</b>	<b>0</b>	<b>4,250,000</b>	<b>4,250,000</b>	<b>67,200,000</b>

**OPERATING IMPACT:** high Wstwr Fnd higher power costs to operate BNR basins and effluent pump station

**STATUS & COMMENTS:**

Project costs originally taken from the Phase 2 WRF Expansion engineering report dated November 2011. Costs were updated in a 2015 report to the COMCD regarding augmentation with 15 MGD of effluent to Lake Thunderbird. Construction of effluent pipeline to Dave Blue Creek and BNR treatment reduce turbidity, phosphorus and nitrogen to typical augmentation levels are included and inflated to 2021. Design and inspection is based on 20% of total construction cost. The revised cost estimate shown above assumes the following:

- Design of the WRF BNR expansion is initiated in FYE20 while construction is initiated in FYE23.
- Cost sharing for the filtration design & construction is 18%/82% (excise tax/wastewater fund) based on the obligated flow of 13.9 MGD and the design flow of 17.0 MGD; 13.9/17.0 = 81.8%. The citizens of Norman approved an ongoing sewer excise tax (SET) on new development to fund future needs (Fund 322) while the wastewater fund (032) is assumed to pay for existing or obligated needs.

**TOTAL PROJECT BUDGET BY FUND SOURCE AND PURPOSE:**

**THIS PROJECT NEEDS ASSISTANCE FROM:**

Purpose	Fnd 322	Fnd 32	Total
Design	3,100,000	13,900,000	17,000,000
ROW	0	0	0
Utilities			0
Const.	10,700,000	48,000,000	58,700,000
Materials			0
<b>Total</b>	<b>13,800,000</b>	<b>61,900,000</b>	<b>75,700,000</b>

Bldg Maint	
IT	yes
Pub Wks	
Utilities	
Parks	
Other	

Reimbursable Account? no no

Last Update 2/17/17

**ANNUAL BUDGET**

**CITY OF NORMAN**

PROJECT TITLE:	Summit Valley Interceptor	PROJECT TYPE:	Wastewater System	Improv.
PROJ. CATEGORY:	Wastewater Collection System	PROJECT NUMBER:	WW0278	
DEPARTMENT:	Utilities	ACCOUNT NUMBER:	032/322	
MANAGER:	Mark Daniels	BEGIN & END DATES:	7/1/17	to 6/30/19
WARD(s):	5	LIFE EXPECTANCY:	50 years	

**DETAILED PROJECT DESCRIPTION:**

The Wastewater Master Plan (WWMP) identified sewer interceptor needs throughout Norman to accommodate full build-out of the NORMAN 2025 Plan. The citizens of Norman approved an ongoing excise tax (Fund 322) to provide capacity for future development. Staff has recently prepared cost estimates to serve additional area in SE Norman which currently will gravity flow to the Summit Valley Lift Station (LS). The Summit Valley interceptor will extend northerly to the existing Eastridge LS and allow this LS constructed in the 1980's to be removed from service. The existing Summit Valley LS has capacity to serve the area served by the Eastridge LS. The lift station could initially be funded by developers and/or the NUA with a portion of the funding paid back as additional areas develop.

**EXPENDITURE SCHEDULE through CITY Accounts by FY**

Account Number	Cost Element	TOTAL ALL FISCAL YRS	Actual Prior Years	Budget FYE 2017	FYE 2018	FYE 2019	FYE 2020	FYE 2021	FYE 2022	Beyond 5 Years
032-9048-432.62-01	Design	64,100			64,100					
032-9048-432.61-01	Const	204,900				204,900				
032-9048-432.60-01	ROW	14,900			14,900					
		0								
322-9048-432.61-01	Const	143,400				143,400				
Developer	Const	79,700				79,700				
	322 Total	223,100	0	0	0	223,100	0	0	0	0
	032 Total	283,900	0	0	79,000	204,900	0	0	0	0

**OPERATING IMPACT:**

more revenue    Wstwr Fnd    reduced future maintenance for new lift stations

**STATUS & COMMENTS:**

Funding to construct interceptor to Eastridge LS and demolish LS is 100% Sewer Maintenance Fund (321). Funding to upsize SS is 100% excise tax (322). If applicable, upfront cost to fund developer portion would be excise tax and paid back over 20 years. CONSTRUCTION MOVED BACK ONE YEAR TO FYE19.

**TOTAL PROJECT BUDGET BY FUND SOURCE AND PURPOSE:**

**THIS PROJECT NEEDS ASSISTANCE FROM:**


Purpose	Fnd 32	Fnd 322	Private	Total
Design	64,100			64,100
ROW	14,900			14,900
Utilities				0
Const.	204,900	143,400	79,700	428,000
Materials				0
<b>Total</b>	<b>283,900</b>	<b>143,400</b>	<b>79,700</b>	<b>507,000</b>

Bldg Maint	
IT	
Pub Wks	
Utilities	
Parks	
Other	

Reimbursable Account?    no

Last Update    2/6/17

**ANNUAL BUDGET**



**UNDER CONSTRUCTION**



## Sanitation Fund



**CAPITAL IMPROVEMENTS PLAN**

**SANITATION FUND - 33**

**ASSUMPTIONS**

1. All Projects are scheduled on a Paygo basis and cannot be funded until and unless the voters approve a revenue rate increase and/or revenue bonds.
2. Revenues from the Sanitation Fees shall be used for construction of new facilities or maintenance of existing facilities.
3. No new project funding is proposed for FYE 2018.

## Sanitation Fund Summary Fund 33

	FYE 16 ACTUAL	FYE 17 BUDGET	FYE 17 ESTIMATED	FYE 18 ADOPTED	FYE 19 PROJECTED	FYE 20 PROJECTED	FYE 21 PROJECTED	FYE 22 PROJECTED
1 Beginning Fund Balance	\$ 7,671,509	\$ 6,740,650	\$ 9,417,867	\$ 8,415,604	\$ 10,115,074	\$ 12,504,022	\$ 15,072,233	\$ 17,645,822
2								
3 Operating Revenues:								
4 Enterprise Fund Fees/Chgs	\$ 14,284,689	\$ 14,562,795	\$ 14,562,795	\$ 14,854,051	\$ 15,151,132	\$ 15,454,155	\$ 15,763,238	\$ 16,078,502
5 Other Revenue	325,798	215,349	215,349	217,502	219,677	221,874	224,093	226,334
6								
7 Total Operating Revenues	\$ 14,610,487	\$ 14,778,144	\$ 14,778,144	\$ 15,071,553	\$ 15,370,809	\$ 15,676,029	\$ 15,987,331	\$ 16,304,836
8								
9 Operating Expenditures:								
10 Salaries / Benefits	\$ 4,218,622	\$ 4,149,615	\$ 4,149,615	\$ 4,135,081	\$ 4,341,835	\$ 4,558,927	\$ 4,786,873	\$ 5,026,217
11 Supplies / Materials	947,690	1,274,471	1,276,521	1,256,784	1,269,352	1,282,046	1,294,866	1,307,815
12 Services / Maintenance	2,956,914	3,001,139	3,015,905	3,109,903	3,141,002	3,172,412	3,204,136	3,236,177
13 Internal Services	708,874	803,614	803,614	758,049	773,210	788,674	804,447	820,536
14 Cost Allocations	1,509,337	1,422,558	1,422,558	1,406,995	1,421,065	1,435,276	1,449,629	1,464,125
15								
16 Total Operating Expenditures	\$ 10,341,437	\$ 10,651,397	\$ 10,668,213	\$ 10,666,812	\$ 10,946,464	\$ 11,237,335	\$ 11,539,951	\$ 11,854,870
17								
18 Net Operating Revenue	\$ 4,269,050	\$ 4,126,747	\$ 4,109,931	\$ 4,404,741	\$ 4,424,345	\$ 4,438,694	\$ 4,447,380	\$ 4,449,967
19								
20 Other Revenue:								
21 Interest Income	\$ 101,296	\$ 30,000	\$ 30,000	\$ 100,000	\$ 100,000	\$ 100,000	\$ 100,000	\$ 100,000
22 Bond/Grant Proceeds	-	-	-	-	-	-	-	-
23								
24 Total Other Revenue	\$ 101,296	\$ 30,000	\$ 30,000	\$ 100,000	\$ 100,000	\$ 100,000	\$ 100,000	\$ 100,000
25								
26 Other Expenditures:								
27 Audit Accruals/Adjustments	\$ 161,062							
28 Capital Equipment	1,805,740	\$ 2,327,655	\$ 2,410,205	\$ 2,104,855	\$ 1,600,000	\$ 1,600,000	\$ 1,600,000	\$ 1,600,000
29 Debt Service - 2010 Notes	315,991	320,470	320,470	317,190	318,652	319,768	320,539	320,965
30 Debt Service - 2013 Notes	327,057	330,920	330,920	337,226	168,445	-	-	-
31 Capital Projects	14,138	23,000	2,032,719	-	-	-	-	-
32 I/F Transfer - General Fund - Meter Svs		47,880	47,880	46,000	48,300	50,715	53,251	55,914
33								
34 Total Other Expenditures	\$ 2,623,988	\$ 3,049,925	\$ 5,142,194	\$ 2,805,271	\$ 2,135,397	\$ 1,970,483	\$ 1,973,790	\$ 1,976,879
35								
36 Net Revenues (Expenditures)	\$ 1,746,358	\$ 1,106,822	\$ (1,002,263)	\$ 1,699,470	\$ 2,388,948	\$ 2,568,211	\$ 2,573,590	\$ 2,573,088
37								
38 Ending Fund Balance	\$ 9,417,867	\$ 7,847,472	\$ 8,415,604	\$ 10,115,074	\$ 12,504,022	\$ 15,072,233	\$ 17,645,822	\$ 20,218,910
39								
40 Reserves								
41 Reserve for Operations	\$ 827,315	\$ 852,112	\$ 853,457	\$ 853,345	\$ 875,717	\$ 898,987	\$ 923,196	\$ 948,390
42 Reserve for Capital	1,700,971	1,726,214	1,700,971	1,600,000	1,600,000	1,600,000	1,600,000	1,600,000
43 Reserve (Deficit) Surplus	6,889,581	5,269,146	5,861,176	7,661,729	10,028,305	12,573,246	15,122,626	17,670,520
44								
45 Total Reserves	\$ 9,417,867	\$ 7,847,472	\$ 8,415,604	\$ 10,115,074	\$ 12,504,022	\$ 15,072,233	\$ 17,645,822	\$ 20,218,910

## Sanitation Project Table Fund 33

Pg #	Acct No	Project Number	Project Name	FYE2017 BUDGET	FYE2017 ESTIMATE	FYE2018 BUDGET	FYE2019 PROJECTED	FYE2020 PROJECTED	FYE2021 PROJECTED	FYE2022 PROJECTED	BEYOND 5 YEARS
<b>EXPENDITURES</b>											
na	033-9975-432	SA0013	Compost Equipment Storage Shec	23,000	23,000	0	0	0	0	0	0
na	033-9975-432	SA0010	East Norman Recycle Center	161,500	161,500	0	0	0	0	0	0
na	033-9975-432	SA0012	Material Recovery Facility	1,000,000	1,000,000	0	0	0	0	0	0
na	033-9975-432	SA0009	Sanit Cont Maint Facility	460,000	460,000	0	0	0	0	0	0
na	033-9975-432	SA0011	Sanit Office Improvements	140,396	140,396	0	0	0	0	0	0
na	033-9975-432	SA0005	Transfer Station Renovation	247,823	247,823	0	0	0	0	0	0
<b>TOTAL SANITATION FUND 33 PROJECTS</b>				<b>\$2,032,719</b>	<b>\$2,032,719</b>	<b>\$0</b>	<b>\$0</b>	<b>\$0</b>	<b>\$0</b>	<b>\$0</b>	<b>\$0</b>

\* closed

# - means unused funds to be returned to fund balance at end of fiscal year.

% - means budget will not be spent current fiscal year



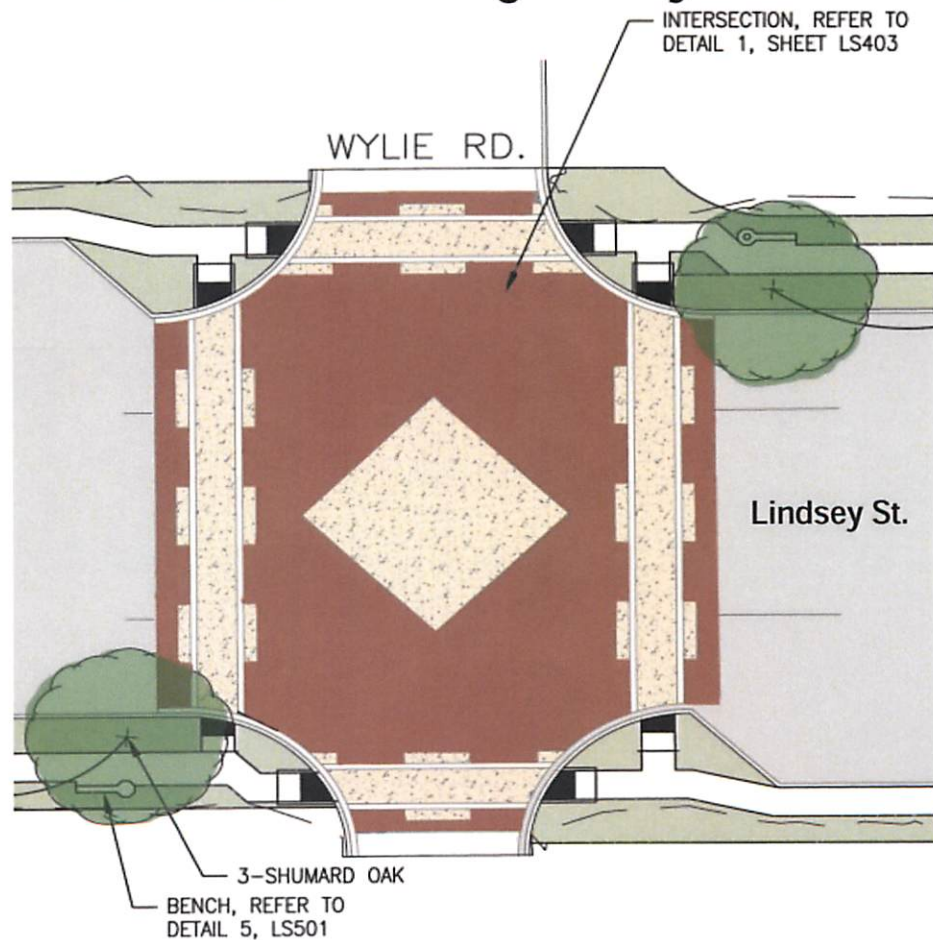


UNDER CONSTRUCTION

Capital Fund

## Streetscape Elements

- Intersection Design at Wylie Rd.



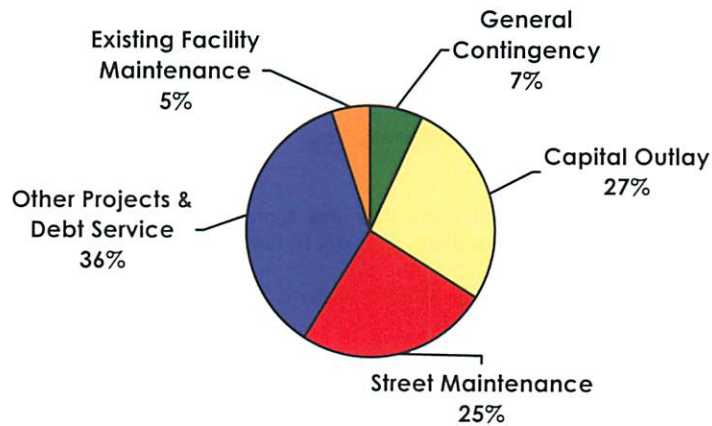
## CAPITAL IMPROVEMENTS PLAN

### CAPITAL FUND – 50

#### ASSUMPTIONS

1. Capital Fund revenues are primarily received from 70% of the Second Cent Sales Tax, per referendum of September 1976. Their purpose is to finance General Fund related capital needs. Revenue amounts are projected to increase at annual growth rates based on trend line analysis.
2. New capital sales tax revenue will be generally allocated as follows:
  - 7% General Contingency – reserved for inflation and unanticipated needs;
  - 5% Maintenance of Existing Facilities – preventive maintenance needs;
  - 27% Capital Outlay – major equipment such as vehicles and computer hardware;
  - 25% Street Maintenance – life extending treatments to public streets and drainage ways, one street crew and one drainage crew; and
  - 36% Pay-As-You-Go (PAYGO) projects not eligible for an enterprise fund revenues, Debt Service for the 1992 General Obligation Bonds, transfer to Arterial Road Recoupment Fund and salaries for city personnel working on capital projects.

#### Allocation of New Sales Tax



3. Until a Drainage Utility is created for future funding of storm water drainage projects, such projects will be funded from capital sales tax revenues.
4. As feasible, the City will pursue funding from all eligible sources (such as the State and Federal governments, as well as private interests), when pursuing street and intersection improvements and it is assumed they will participate at the eligible funding levels.
5. Park development projects will be phased on a PAYGO basis, using city funds, private contributions, and Federal or state assistance. Park Development Fees (Fund 52) will also be available for construction of Community and Neighborhood Parks.
6. It is assumed that improvements and expansion of existing neighborhood parks is more important than acquiring and constructing new neighborhood facilities, unless it involves undeveloped neighborhood parks in areas with growing demand for services. Further, land desired for future community park and open space needs should be acquired at the earliest possible date in order to preserve it from being otherwise developed.
7. The City will explore the option of selling bonds to advance major projects, due to a lack of other available revenues.

8. Periodically, the private sector participates in project expenses through impact fees.
9. See Figures in the Appendix and individual project sheets for locations of specific projects.
10. Due to unexpected increase in materials and fuel costs, project expenses for those capital improvements approved in the March 31, 2005 Bond referendum are estimated to increase significantly more than the originally approved estimates. These are of the highest priority because of the commitment made to the electorate. Therefore, adjustments and reschedulings were made to other projects to accommodate these cost increases. The source of funding is the capital fund balance.
11. Beginning in FYE 2008, the Capital Fund began subsidizing the Westwood Fund by means of transfers. These funds are spent on capital projects and capital equipment. Specific items in the five year CIP are as follows:
  - FYE 2018 - Golf cart replacements and golf course equipment (\$81,200),
  - FYE 2019 – Golf cart replacements (\$42,000) and golf course equipment (\$19,500),
  - FYE 2020 – Golf cart replacements (\$42,000) and golf course equipment (\$19,500),
  - FYE 2021 – Golf cart replacements (\$42,000) and golf course equipment (\$19,500), and
  - FYE 2022 – Golf cart replacements (\$42,000) and golf course equipment (\$19,500).
12. The Electorate approved a sales tax for public safety (referred to herein as Public Safety Sales Tax, PSST) on May 13, 2008 and an extension of the PSST on April 1, 2014, earmarking part of the proceeds for construction, equipping and staffing of two new fire stations and other police and fire related capital purposes. These have been included in the capital budget as Fire Station 8, Fire Station 9 and the Smalley Center. The sales taxes will be transferred from the General Fund to the Capital Fund at the rate of expenditures.
13. In previous years, the Capital Fund paid for personnel working on capital projects by transferring from the Capital Fund to non-enterprise funds. Beginning in FYE 2012, salaries and benefits will be paid directly from the Capital Fund. Personnel include: 2 CIP Engineers, 1 Traffic Engineer, 1 Stormwater Engineer, 25% of an Engineering Assistant, 70% of a Park Planner I, 40% of a Park Planner II, 80% of a Utility Coordinator, 50% of a Construction Inspector, 80% of a Construction Inspector, and 75% of the Facility Maintenance Supervisor. Two new capital project engineers were added in FYE17.
14. In August, 2012 a General Obligation Bond referendum was approved (\$42,575,000) for street maintenance program. Some of these were previously partially funded with Capital Penny Sales Tax. The Pay-Go funding will be reallocated to other needs as Council reviews specific projects.
15. In April, 2016 a General Obligation Bond referendum was approved (\$25,360,000) for continuation of the previous street maintenance program with additional street locations. This will be funded with a temporary sales tax.
16. In FYE18 a Special one-time reserve for Senior Citizens Center is included in the amount of \$250,000 which is in addition to the \$11,770 reserved in FYE17.

## Capital Fund Summary Fund 50

	FYE 16 ACTUAL	FYE 17 BUDGET	FYE 17 ESTIMATED	FYE 18 ADOPTED	FYE 19 PROJECTED	FYE 20 PROJECTED	FYE 21 PROJECTED	FYE 22 PROJECTED
1 Beginning Fund Balance	\$ 59,395,691	\$ 17,780,325	\$ 40,005,751	\$ 16,719,999	\$ 10,334,246	\$ 12,287,720	\$ 4,876,225	\$ 477,132
2								
3 Revenues:								
4 Sales Tax	\$ 12,064,828	\$ 12,633,210	\$ 12,165,000	\$ 12,469,125	\$ 12,967,890	\$ 13,486,606	\$ 14,026,070	\$ 14,587,113
5 Allocated to Debt Service	-	-	-	-	-	-	-	-
6 Interest/Investment Income	1,160,703	150,000	150,000	150,000	150,000	150,000	150,000	150,000
7 GO Bond Interest Income	54,321	-	-	-	-	-	-	-
8 Donations/Other	144,616	8,700	99,494	-	397,260	-	-	-
9								
10 Subtotal	\$ 13,424,468	\$ 12,791,910	\$ 12,414,494	\$ 12,619,125	\$ 13,515,150	\$ 13,636,606	\$ 14,176,070	\$ 14,737,113
11 I/F Transf - General	246,752	500,000	500,000	-	-	-	-	-
12 I/F Transf - Seizures Fund	-	-	-	82,500	-	-	-	-
13 I/F Transf - Special Grant Fund	760,964	-	-	-	-	-	-	-
14 I/F Transf - CDBG Fund	416,948	-	15,607,229	-	-	-	-	-
15 I/F Transf - Norman Forward Fund	5,582,696	-	-	-	-	-	3,000,000	-
16 I/F Transf - Room Tax Fund	-	-	66,900	-	-	-	-	-
17 I/F Transf - Water Fund	-	-	17,144	-	-	-	-	-
18 Bond Proceeds	15,295,500	-	-	-	9,795,000	-	-	-
19								
20 Total Revenue	\$ 35,727,328	\$ 13,291,910	\$ 28,605,767	\$ 12,701,625	\$ 23,310,150	\$ 13,636,606	\$ 17,176,070	\$ 14,737,113
21								
22 Expenditures:								
23 Salary and Benefits	\$ 954,731	\$ 1,179,827	\$ 1,179,827	\$ 1,203,552	\$ 1,263,730	\$ 1,326,916	\$ 1,393,262	\$ 1,462,925
24 Services and Maintenance	2,908	17,198	17,198	16,499	16,664	16,831	16,999	17,169
25 Capital Outlay (Transfer)	4,123,544	3,427,687	4,382,571	3,366,664	3,501,330	3,641,384	3,787,039	3,938,520
26 Fleet Replacement Supplement	-	788,660	788,660	-	-	-	-	-
27 Street Maintenance	1,557,357	2,165,377	5,679,269	2,440,377	2,440,377	2,440,377	2,440,377	2,440,377
28 Capital Projects (See Detail)	4,625,851	5,143,515	18,154,487	5,431,632	6,354,000	5,375,000	7,284,500	4,600,040
29 Maintenance of Facilities	736,792	433,190	1,155,084	443,250	245,000	170,000	170,000	170,000
30 Paygo (Bond Projects)	557,305	-	112,526	-	-	-	-	-
31 New Bond Projects - 05	-	93,012	180,874	-	-	-	-	-
32 New Bond Projects - 10	-	433,578	-	-	-	-	-	-
33 New Bond Projects - 99	-	-	-	-	-	-	-	-
34 New Bond Projects - 11	-	3,054	-	-	-	-	-	-
35 New Bond Projects - 12B	2,639,945	-	3,648,770	2,929,245	-	-	-	-
36 New Bond Projects - 12C	749,747	658,482	35,206	-	-	-	-	-
37 New Bond Projects - 12D	5,398,797	-	-	-	-	-	-	-
38 New Bond Projects - 15	11,064,092	-	10,759,685	666,137	2,417,500	2,911,402	900,000	-
39 New Bond Projects - 16	-	5,226,445	5,226,445	2,219,076	4,592,342	3,204,500	-	-
40 New Bond Projects - 19	-	-	-	-	-	1,580,746	5,186,069	1,458,388
41 Bond Issue Cost	263,220	-	-	-	160,000	-	-	-
42 Debt Service	-	-	-	-	-	-	-	-
43 Audit Accruals/Adj/Encumbrances	81,119	-	-	-	-	-	-	-
44								
45 Subtotal	\$ 32,755,408	\$ 19,570,025	\$ 51,320,602	\$ 18,716,432	\$ 20,990,943	\$ 20,667,155	\$ 21,178,246	\$ 14,087,419
46 I/F Transf - GF (St. Maint. Drainage Labor)	131,492	263,765	263,765	289,746	304,233	319,445	335,417	352,188
47 I/F Transf - GF	133,439	-	236,152	-	-	-	-	-
48 I/F Transf - Parkland Fd	-	-	-	-	-	-	-	-
49 I/F Transf - Special Grant Fund	700,000	-	-	-	-	-	-	-
50 I/F Transf - Special Room Tax Fund	-	-	-	-	-	-	-	-
51 I/F Transf - Norman Forward Fund	5,582,696	-	-	-	-	-	-	-
52 I/F Transf - CDBG Fund	15,607,229	-	-	-	-	-	-	-
53 I/F Transf - Westwood - Golf	137,004	71,000	71,000	81,200	61,500	61,500	61,500	61,500
54 I/F Transf - Room Tax Fund	70,000	-	-	-	-	-	-	-
55								
56 Total Expenditures	\$ 55,117,268	\$ 19,904,790	\$ 51,891,519	\$ 19,087,378	\$ 21,356,676	\$ 21,048,100	\$ 21,575,163	\$ 14,501,107
57								
58 Net Difference	\$ (19,389,940)	\$ (6,612,880)	\$ (23,285,752)	\$ (6,385,753)	\$ 1,953,474	\$ (7,411,495)	\$ (4,399,093)	\$ 236,005
59								
60 Ending Fund Balance	\$ 40,005,751	\$ 11,167,446	\$ 16,719,999	\$ 10,334,246	\$ 12,287,720	\$ 4,876,225	\$ 477,132	\$ 713,138
61								
62 Reserves:								
63 General Contingency	844,538	100,000	100,000	872,839	907,752	944,062	981,825	1,021,098
64 Reserve for Senior Center	-	-	11,770	261,770	261,770	261,770	261,770	261,770
65 Reserve for Bond Proceeds - 08B	180,874	-	-	-	-	-	-	-
66 Reserve for Bond Proceeds - 10	-	-	-	-	-	-	-	-
67 Reserve for Bond Proceeds - 11	-	-	-	-	-	-	-	-
68 Reserve for Bond Proceeds - 12B	6,578,015	1,620,401	2,929,245	-	-	-	-	-
69 Reserve for Bond Proceeds - 12C	34,553	-	(653)	-	-	-	-	-
70 Reserve for Bond Proceeds - 15	11,809,191	-	1,049,506	383,369	(2,034,131)	(4,945,533)	(5,845,533)	(5,845,533)
71 Reserve for Bond Proceeds - 16	15,242,363	9,388,555	10,015,918	7,796,842	3,204,500	-	-	-
72 Reserve for Bond Proceeds - 19	-	-	-	-	9,635,000	8,054,254	2,868,185	1,409,797
73 Reserve for Encumbrances	8,144,857	-	-	-	-	-	-	-
74 Available for New Projects	(2,828,640)	58,490	2,614,213	1,019,426	312,829	561,672	2,210,885	3,866,006
75								
76 Total Reserves	\$ 40,005,751	\$ 11,167,446	\$ 16,719,999	\$ 10,334,246	\$ 12,287,720	\$ 4,876,225	\$ 477,132	\$ 713,138

## Capital Fund Project Table Fund 50

Pg #	Acct No	Project Number	Project Name	FYE2017 BUDGET	FYE2017 ESTIMATE	FYE2018 BUDGET	FYE2019 PROJECTED	FYE2020 PROJECTED	FYE2021 PROJECTED	FYE2022 PROJECTED	BEYOND 5 YEARS
<b>EXPENDITURES</b>											
<b>I. CAPITAL OUTLAY (Approximately 27% by Formula)</b>											
na	050-3090-419	n.a	Capital Outlay # (2/16/17)	4,382,571	4,382,571	3,366,664	3,501,330	3,641,384	3,787,039	3,938,521	-
<b>**SUBTOTAL CAPITAL OUTLAY</b>				<b>4,382,571</b>	<b>4,382,571</b>	<b>3,366,664</b>	<b>3,501,330</b>	<b>3,641,384</b>	<b>3,787,039</b>	<b>3,938,521</b>	-
<b>II. STREET MAINTENANCE (Approximately 25% by Formula)</b>											
112	050-9369-431	SC0822	Alley Repair Program	0	0	200,000	200,000	200,000	200,000	200,000	ongoing
na	050-9511-431	SC0557	Robinson: 24th NE - 60th NE	444,947	444,947	0	0	0	0	0	-
na	050-9511-431	SC0558	North Base City Facility Paving	140,000	140,000	0	0	0	0	0	-
na	050-9511-431	SC0559	48th Ave NW: Franklin Rd - Indian Hills Rd	126,478	126,478	0	0	0	0	0	-
na	050-9511-431	SC0103	ODOT Roadway Resurf Match 15	424,258	424,258	0	0	0	0	0	-
na	050-9511-431	SC0104	Haddock: Peters-Crawford	300,000	300,000	0	0	0	0	0	-
na	050-9511-431	SC0105	Roserock: Cardinal-S end	50,097	50,097	0	0	0	0	0	-
na	050-9511-431	SC0581	36th Ave NE: Alameda Street to Robinson	305,000	305,000	0	0	0	0	0	-
na	050-9511-431	SC0582	Alameda St: 72nd SE to end .5 east of 84th Ave SE	78,158	78,158	0	0	0	0	0	-
na	050-9511-431	SC0583	Peters Ave: Main St to Eubula St	100,000	100,000	0	0	0	0	0	-
na	050-9511-431	SC0584	Comanche St: Jones Ave to Peters Ave	41,377	41,377	0	0	0	0	0	-
na	050-9511-431	SC0585	Park Drive: Symmes St to Elm Ave	50,000	50,000	0	0	0	0	0	-
na	050-9511-431	SC0586	Asphalt Pmnt Data/Test 16	12,500	12,500	0	0	0	0	0	-
na	050-9511-431	SC0603	Asphalt Pavt Maint FYE 2017	61,377	61,377	0	0	0	0	0	-
na	050-9511-431	SC0604	Whispering Hills North Addition Streets	12,500	12,500	0	0	0	0	0	-
na	050-9511-431	SC0604	Asphalt Pvt Data/Test 17	0	0	0	0	0	0	0	-
na	050-9511-431	SC0601-	Asphalt Pavt Maint FYE 2018	0	0	0	0	0	0	0	-
113	050-9511-431	603,623	FYE2018 Four Locations	0	0	833,877	0	0	0	0	-
113	050-9511-431	SC	Asphalt Pavt Maint FYE 2019-2022	0	0	0	833,877	833,877	833,877	833,877	ongoing
na	050-9692-431	SC0459	Asphalt Paver Patch FYE 2010	20,343	20,343	0	0	0	0	0	-
na	050-9692-431	SC0459	72nd Ave SE: Cedar Lane to Etowah Rd	20,343	20,343	0	0	0	0	0	-
na	050-9692-431	SC0524	Asphalt Paver Patch FYE 2012	185,000	185,000	0	0	0	0	0	-
na	050-9692-431	SC0525	Ed Noble Parkway: Main: Lindsey	46,000	46,000	0	0	0	0	0	-
na	050-9692-431	SC0526	200-300 Blk Norman Center Court	30,000	30,000	0	0	0	0	0	-
na	050-9692-431	SC0526	3000 Block William Pereira	30,000	30,000	0	0	0	0	0	-
na	050-9692-431	SC0561	Asphalt Paver Patch FYE 2014	24,338	0	0	0	0	0	0	-
na	050-9692-431	SC0108	Indian Hills Rd: 48th Ave NW - 69th Ave NW	48,378	48,378	0	0	0	0	0	-
na	050-9692-431	SC0587	Asphalt Paver Patch FYE 2016	120,360	15,713	0	0	0	0	0	-
na	050-9692-431	SC0588	36TH Ave NW: Franklin Rd to .5 north of Indian Hills Rd	12,500	12,500	0	0	0	0	0	-
na	050-9692-431	SC0605	Asphalt Paver Patch FYE 2017	197,046	197,046	0	0	0	0	0	-
na	050-9692-431	SC0606	Whispering Hills South Addition Streets	61,454	61,454	0	0	0	0	0	-
na	050-9692-431	SC0607	24th Ave SE: Highway 77 to New pavement	12,500	12,500	0	0	0	0	0	-
na	050-9692-431	SC0624-	Asphalt Paver Data/Test 17	0	0	0	0	0	0	0	-
115	050-9692-431	626	Asphalt Paver Patch FYE 2018	0	0	271,000	0	0	0	0	-
115	050-9692-431	SC	Asphalt Paver Patch FYE 2019-2022	0	0	0	271,000	271,000	271,000	271,000	ongoing
na	050-9718-431	SC0503	Concrete Pavement Maintenance FYE 2011	24,000	24,000	0	0	0	0	0	-
na	050-9718-431	SC0504	300 Block Overton: Panel Replacement	30,000	30,000	0	0	0	0	0	-
na	050-9718-431	SC0530	Westchester: South side of Main Street	7,275	7,275	0	0	0	0	0	-
na	050-9718-431	SC0564	Concrete Pavement Maintenance FYE 2012	128,000	0	0	0	0	0	0	-
na	050-9718-431	SC0564	IMS Conc Pmnt Data/Test 12	160,000	160,000	0	0	0	0	0	-
na	050-9718-431	SC0565	Concrete Pavement Maintenance FYE 2014	1,160	1,160	0	0	0	0	0	-
na	050-9718-431	SC0566	Comanche St: Lahoma Ave - Chautauque Ave	0	0	0	0	0	0	0	-
na	050-9718-431	SC0565	Morningside Dr: Alameda St - Schulze Dr	0	0	0	0	0	0	0	-
na	050-9718-431	SC0566	IMS Concrete Pmnt Data/Test 14	0	0	0	0	0	0	0	-
na	050-9718-431	SC0110	Concrete Pavement Maintenance FYE 2016	200,000	200,000	0	0	0	0	0	-
na	050-9718-431	SC0111	Stoneleigh: Danfield - end	85,000	85,000	0	0	0	0	0	-
na	050-9718-431	SC0112	Peters & Eubula Intersection	10,642	10,642	0	0	0	0	0	-
na	050-9718-431	SC0112	Concrete Pmnt Data/Test 15	0	0	0	0	0	0	0	-
na	050-9718-431	SC0589	Concrete Pavement Maintenance FYE 2016	25,000	25,000	0	0	0	0	0	-
na	050-9718-431	SC0590	Peters Ave & Comanche Street Intersection	100,000	100,000	0	0	0	0	0	-
na	050-9718-431	SC0591	Peters Ave & Eubula Street Intersection	163,000	163,000	0	0	0	0	0	-
na	050-9718-431	SC0592	Reed Avenue/Schulze Drive	12,500	12,500	0	0	0	0	0	-
na	050-9718-431	SC0592	Concrete Pmnt Data/Test 16	0	0	0	0	0	0	0	-
na	050-9718-431	SC0608	Concrete Pavement Maintenance FYE 2017	81,600	81,600	0	0	0	0	0	-
na	050-9718-431	SC0609	Morningside Dr: Schulze Dr to Alameda St	81,000	81,000	0	0	0	0	0	-
na	050-9718-431	SC0610	Reed Ave: Schulze to Shewood Dr	145,400	145,400	0	0	0	0	0	-
na	050-9718-431	SC0611	Schulze Dr: Morningside Dr to 938 Schultz Dr	12,500	12,500	0	0	0	0	0	-
na	050-9718-431	SC0627-	Concrete Pmnt Data/Test 17	0	0	0	0	0	0	0	-
117	050-9718-431	629	Concrete Pavement Maintenance FYE 2018	0	0	300,500	0	0	0	0	-
117	050-9718-431	SC	Concrete Pavement Maintenance FYE 2019-2022	0	0	0	300,500	300,500	300,500	300,500	ongoing
118	050-9691-431	SC0630	Concrete Valley Gutter Project FYE 2018	0	0	75,000	0	0	0	0	-
119	050-9691-431	SC0253	Concrete Valley Gutter Project FYE 2019-2022	0	0	0	75,000	75,000	75,000	75,000	ongoing
120	050-9696-431	SC0638	Crack Seal Program	225,000	225,000	225,000	225,000	225,000	225,000	225,000	ongoing
na	050-9906-451	SC0472	Force Account Drainage Materials FYE 2010	11,674	11,674	0	0	0	0	0	-
na	050-9906-451	SC0473	Carter Ave: Rich St south	4,104	4,104	0	0	0	0	0	-
na	050-9906-451	SC0473	Inhoff Channel Liner Repair: Frank to Acres	0	0	0	0	0	0	0	-
na	050-9906-451	SC0508	Force Account Drainage Materials FYE 2011	27,957	27,957	0	0	0	0	0	-
na	050-9906-451	SC0509	Eubula Street and College Avenue	14,818	7,998	0	0	0	0	0	-
na	050-9906-451	SC0510	Sandpiper Lane	10,257	0	0	0	0	0	0	-
na	050-9906-451	SC0510	Yorktown Circle	0	0	0	0	0	0	0	-
na	050-9906-451	SC0533	Force Account Drainage Materials FYE 2012	85,000	85,000	0	0	0	0	0	-
na	050-9906-451	SC0534	Vicksburg Channel Liner Repair	33,999	33,999	0	0	0	0	0	-
na	050-9906-451	SC0534	Sutton Wilderness Dam Rehab	0	0	0	0	0	0	0	-
na	050-9906-451	SC0551	Force Account Drainage Materials FYE 2013	29,214	0	0	0	0	0	0	-
na	050-9906-451	SC0551	2348 Blue Court Storm Sewer Extension	0	0	0	0	0	0	0	-
na	050-9906-451	SC0568	Force Account Drainage Materials FYE 2014	30,719	0	0	0	0	0	0	-
na	050-9906-451	SC0569	400 Blk E Eubula: Storm Sewer Installation	42,128	0	0	0	0	0	0	-
na	050-9906-451	SC0570	2000 Blk Grandview Ave: Storm Sewer Repair	40,000	40,000	0	0	0	0	0	-
na	050-9906-451	SC0570	Merkle Crk: Iowas St North to Westwood Golf Course	0	0	0	0	0	0	0	-
na	050-9906-451	SC0575	Force Account Drainage Materials FYE 2015	39,895	39,895	0	0	0	0	0	-
na	050-9906-451	SC0576	Summit Lakes Park Storm Sewer	91,569	91,569	0	0	0	0	0	-
na	050-9906-451	SC0576	Brookhaven Creek Tributary Channel	0	0	0	0	0	0	0	-
na	050-9906-451	SC0594	Force Account Drainage Materials FYE 2016	40,000	40,000	0	0	0	0	0	-
na	050-9906-451	SC0595	Acres St and Lahoma Ave Drainage Improvements	65,340	65,340	0	0	0	0	0	-
na	050-9906-451	SC0596	Guardrail Improvements	19,714	19,714	0	0	0	0	0	-
na	050-9906-451	SC0613	Force Account Drainage Materials FYE 2017	80,000	80,000	0	0	0	0	0	-
na	050-9906-451	SC0614	Merkel Creek: Reestablish natural vegetative liner	25,000	25,000	0	0	0	0	0	-
na	050-9906-451	SC0615	Lochwood & Devonshire: Drainage Improvements	30,000	30,000	0	0	0	0	0	-
na	050-9352-431	SC0621	Shelby Ct: Drainage Improvements	58,750	58,750	0	0	0	0	0	-
na	050-9352-431	SC0621	Havenbrook Bridge Repair	0	0	0	0	0	0	0	-
na	050-9352-431	SC0621	Force Account Drainage Materials FYE 2018	0	0	0	0	0	0	0	-
121	050-9906-451	632	FYE2018 two locations	0	0	135,000	0	0	0	0	-
121	050-9906-451	SC	Force Account Drainage Materials FYE 2018-2022	0	0	0	135,000	135,000	135,000	135,000	ongoing
na	050-9696-431	SC0537	Rural Roads Improvements FYE 2012	30,000	30,000	0	0	0	0	0	-
na	050-9696-431	SC0537	120 NE: 1/2 Mi N of Lindsey to End	0	0	0</					

## Capital Fund Project Table (continued)

### Fund 50

Pg #	Acct No	Project Number	Project Name	FYE2017 BUDGET	FYE2017 ESTIMATE	FYE2018 BUDGET	FYE2019 PROJECTED	FYE2020 PROJECTED	FYE2021 PROJECTED	FYE2022 PROJECTED	BEYOND 6 YEARS
			<b>Rural Roads Improvs FYE 2014</b>								
na	050-0096-431	SC0571	026 Ave NE: Franklin Hills Rd	27,000	27,000	0	0	0	0	0	.
			<b>Rural Roads Improvs FYE 2015</b>								
na	050-0096-431	SC0576	Rural Cnp Seal FYE15	76,252	76,252	0	0	0	0	0	.
			<b>Rural Roads Improvs FYE 2016</b>								
na	050-0096-431	SC0597	Tecumseh Rd. 00th NE to 72nd NE	109,061	109,061	0	0	0	0	0	.
na	050-0096-431	SC0598	72nd NE: Tecumseh to Robinson	239,493	239,493	0	0	0	0	0	.
na	050-0096-431	SC0599	Rural Rd Impr Data/Test16	12,500	12,500	0	0	0	0	0	.
			<b>Rural Road Improvs FYE 2017</b>								
na	050-0096-431	SC0618	Post Oak Rd. 00th Ave SE to 72nd Ave SE	298,914	298,914	0	0	0	0	0	.
na	050-0096-431	SC0617	Intersection Area: 00th Ave NW & Robinson St.	37,338	37,338	0	0	0	0	0	.
na	050-0096-431	SC0618	95th Ave NE: Franklin Rd to Dare Ln.	51,248	51,248	0	0	0	0	0	.
na	050-0096-431	SC0619	Rural Rd Impr Data/Test17	12,500	12,500	0	0	0	0	0	.
			<b>Rural Road Improvs FYE 2018</b>								
		SC0633-									
		036	FYE 2018 bus locations	0	0	400,000	0	0	0	0	.
123	050-0096-431	SC	Rural Roads Improvs FYE 2018-2022	0	0	0	400,000	400,000	400,000	400,000	engorg
			<b>Subtotal Street Maintenance Projects</b>	<b>6,664,392</b>	<b>6,679,289</b>	<b>2,448,377</b>	<b>2,448,377</b>	<b>2,448,377</b>	<b>2,448,377</b>	<b>2,448,377</b>	<b>0</b>
<b>III. MAINTENANCE OF EXISTING FACILITIES \$K</b>											
			<b>MAINTENANCE OF EXISTING FACILITIES</b>								
na	050-0077-419										
		EF0206	12th Ave Rac Center Door & Entry Improvements	16,000	16,000	0	0	0	0	0	.
		EF0207	12th Ave Rac Center Gym Painting	15,000	15,000	0	0	0	0	0	.
		EF0003	Animal Shelter Renovation	2,423	2,423	0	0	0	0	0	.
		EF0211	Building A Engineer Office Remodel	7,500	7,500	0	0	0	0	0	.
		EF0179	City Datacenter Return Air System	30,000	30,000	0	0	0	0	0	.
		EF0146	City Hall Security Improvements	5,253	0	0	0	0	0	0	.
		EF0213	Fire - Repair Trench Prep	0	0	45,000	0	0	0	0	.
		EF0194	Fire Administration Office Security	7,000	7,000	0	0	0	0	0	.
		EF0180	Fire Administration Remodel	181,000	181,000	0	0	0	0	0	.
		EF0204	Fire Pump Testing Facility	4	4	0	0	0	0	0	.
		EF0150	Fire Station #9 - Restoration & Repairs	9,238	9,238	0	0	0	0	0	.
		EF0134	Fire Station 1 Repair	5,988	5,988	0	0	0	0	0	.
		EF0005	Fire Station 4	700	700	0	0	0	0	0	.
		EF0208	Fire Station 4 Driveway replacement	6,470	6,470	0	0	0	0	0	.
		EF0209	Fire Station 6 Driveway replacement	12,720	12,720	0	0	0	0	0	.
		EF0183	Fire Station 7 Rehab	5,500	5,500	0	0	0	0	0	.
		EF0214	Fire Station 7 Remodel	0	0	30,000	0	0	0	0	.
		EF0215	Fire Stations Overhead Door Replacements	0	0	18,000	0	0	0	0	.
		EF0184	Finhouse Art Center gutter replacement	6,935	6,935	0	0	0	0	0	.
		EF0210	Fleet Bay Door Seats	4,000	4,000	0	0	0	0	0	.
		EF0216	Fleet Shop Office Upgrade and Platfom	0	0	45,000	0	0	0	0	.
		EF0105	Fleet Window Replacement	2,905	2,905	0	0	0	0	0	.
		EF0105	Halfway Door Project Building C	2,670	2,670	0	0	0	0	0	.
		EF0169	Painting Municipal Complex	122,295	0	0	125,000	50,000	50,000	50,000	engorg
		EF0187	Park Electrical Services Maintenance	5,543	5,543	5,000	0	5,000	5,000	5,000	engorg
		EF0143	Park Maintenance Fiber Optic Con *	29	29	0	0	0	0	0	.
		EF0012	Park Parking Lots & Sidewalks Maintenance*	42,884	42,884	40,000	40,000	40,000	40,000	40,000	engorg
		EF0082	Park Playground Maintenance	11,569	11,569	10,000	10,000	10,000	10,000	10,000	engorg
		EF0197	Park Shelter & Restroom Maintenance	17,587	17,587	10,000	10,000	10,000	10,000	10,000	engorg
		EF0124	Park Fence Maintenance	29,050	29,050	25,000	25,000	25,000	25,000	25,000	engorg
		EF0170	Police - Animal Welfare Fencing	45,000	19,000	0	0	0	0	0	.
		EF0217	Police - Animal Welfare Kennel Shade	0	0	10,000	0	0	0	0	.
		EF0216	Police - Animal Welfare Kennel Improvements	0	0	5,000	0	0	0	0	.
		EF0219	Police - Animal Welfare Kennel Phone Software	0	0	10,000	0	0	0	0	.
		EF0220	Police - Animal Welfare Kennel Trailer Carpet	0	0	5,000	0	0	0	0	.
		EF0223	Police - NIC - Exterior Doors	0	0	7,500	0	0	0	0	.
		EF0224	Police - Security NIC - Gate & Lighting	0	0	75,000	0	0	0	0	.
		EF0221	Police Uniform Support Office Construction	0	0	12,750	0	0	0	0	.
		EF0173	Recreation Center Interior Renovations (kitchens and paint g)	6,693	6,693	0	0	0	0	0	.
		EF0190	Fleet Power Washer and Plumbing	7,339	7,339	0	0	0	0	0	.
		EF0192	Park Maintenance Office Renwa	4,477	4,477	0	0	0	0	0	.
		EF0212	Santa Fe Depot Renovation	9,500	9,500	0	0	0	0	0	.
		EF0201	Santa Fe Depot Repairs	629,918	629,918	0	0	0	0	0	.
		EF0193	Sooner Theater Sign and Marquee Repairs	4,121	4,121	0	0	0	0	0	.
		EF0017	Sports Field Relamping	10,000	10,000	10,000	10,000	10,000	10,000	10,000	engorg
		EF0198	Pneumatic Plym System Upgrade	2,230	2,230	0	0	0	0	0	.
		EF0222	Whittier & Irving Exterior Paint & Door Replacement	0	0	60,000	0	0	0	0	.
		EF0110	Washwood Pro Shop Roof Replacement	1,650	1,650	0	0	0	0	0	.
		EF0220	***Maintenance of Existing Facilities Contingency	33,434	33,434	20,000	20,000	20,000	20,000	20,000	engorg
			<b>**SUBTOTAL MAINTENANCE OF EXISTING FACILITIES</b>	<b>1,308,648</b>	<b>1,183,084</b>	<b>443,250</b>	<b>248,600</b>	<b>178,000</b>	<b>178,000</b>	<b>178,000</b>	<b>0</b>
<b>IV. OTHER CAPITAL PROJECTS PAY-AS-YOU-GO</b>											
			<b>TRANSPORTATION SYSTEMS WITH STATE AND FEDERAL FUNDING</b>								
125	050-0076-431	TR0051	12th & High Meadows Signal	224,790	224,790	100,000	0	0	0	0	.
na	050-0076-431	TR0052	12th Ave NE and Indian Hills Road New Signal	5,000	5,000	0	0	0	0	0	.
126	050-0076-431	TR0051	12th NW: Rock Creek to Tecumseh	0	0	0	0	0	630,000	0	1,206,400
127	050-0076-431	TR0061	12th SE & Triad Village Signal	45,000	45,000	18,250	0	0	0	0	.
128	050-0079-431	TR0053	24th Ave NW & Tee Drive Intersection with traffic signal	191,298	191,298	325,000	0	0	0	0	.
na	050-0079-431	TR0050	36th and Havenbrook Signal	298,588	298,588	0	0	0	0	0	.
129	050-0079-431	TR0102	36th Ave NW & Crail Dr - Traffic Signal	40,000	40,000	0	125,000	0	0	0	.
130	050-0079-431	TR0106	36th Ave NW & Tecumseh Road	0	0	50,000	100,000	0	0	0	.
131	050-0079-431	TR0109	36th NW: Bart Conner to Cascade Blvd Signal Interconnect	0	0	60,000	0	0	0	0	.
132	050-0402-431	TR0103	36th Ave NW: Indian Hills to City Limits	518,000	0	0	350,000	0	702,500	0	.
133	050-	TR	36th SE: Cedar Lane to State Hwy 9	0	0	0	0	700,000	0	1,347,700	.
134	050-0026-431	TC0030	ADA Sidewalk Compliance Audit and Repair	298,260	298,260	100,000	100,000	100,000	100,000	100,000	engorg
na	050-0076-431	TR0279	Alameda/Findlay Signal	935	935	0	0	0	0	0	.
na	050-0076-431	TR0237	Alameda/Summil Lakes Blvd/Luchwood Dr Signal	29,310	29,310	0	0	0	0	0	.
na	050-9998-431	TC0023	Betaton ODOT Pass Thru	90,794	90,794	0	0	0	0	0	.
na	050-0076-431	TR0091	Boyd and University Boulevard New Signal	48,329	48,329	0	0	0	0	0	.
na	050-0712-431	TR0093	Boyd Street Sidewalk Improvements	3,132	3,132	0	0	0	0	0	.
na	050-9887-431	TR0056	Boyd/Pickard Intersection/Bridge	9,002	9,002	0	0	0	0	0	.
135	050-9552-431	TR0106	Cedar Lane: E of 24th SE to 36th SE	200,000	200,000	200,000	0	491,000	1,617,000	0	.
na	050-9554-419	TC0044	ADA Assessment Citywide	200,000	200,000	0	0	0	0	0	.
na	050-9551-431	TR0055	Pavement Overlay Citywide	506,065	506,065	0	0	0	0	0	.
na	050-0076-431	TR0057	Class Blvd Signal	300,000	300,000	0	0	0	0	0	.
136	050-0712-431	TR0110	Classen Sidewalks: Boyd to 12th Ave SE	0	0	15,000	33,000	0	0	0	.
na	050-0391-431	TR0105	CNG Facility Storage and Controls Upgrade	150,206	150,206	0	0	0	0	0	.
137	050-6659-431	TR0111	Constitution Street Multi-Modal Path	0	0	70,000	150,000	0	0	0	.
138a	050-6688-431	TR0112	Flood Avenue Multi-Modal Path	0	0	70,000	150,000	0	0	0	.
138b	050-0076-431	TR0064	Flood Ave & Venture Drive Signal	50,810	50,810	10,000	0	0	0	0	.
139	050-0712-431	TR0113	Flood Sidewalks	0	0	20,000	0	53,000	0	0	.
na	050-6335-431	TR0042	Hwy 91: River Bridge	1,695	1,695	0	0	0	0	0	.
na	050-0079-431	TR0065	I-35/Indian Hills Rd Interchange/Corridor Study	193,750	193,750	0	0	0	0	0	.
na	050-6553-431	TR0230	I-35/Main Interchange 13	175,000	0	0	0	0	0	0	.
140	050-	TR	Inhoff and Constitution Intersection	0	0	0	0	0	600,000	0	720,000
141	050-0079-431	TR0090	Indian Hills Road Signals	300,000	0	0	300,000	0	0	0	.
na	050-6552-431	TC0039	Jenkins & Bratcher-Minor Intersection Realignment	50,000	50,000	0	178,000	0	0	0	.
142	050-9896-431	TR0062	Legacy Trail Multi Modal Path Extension	200,951	200,951	178,000	0	0	0	0	

## Capital Fund Project Table (continued)

### Fund 50

Pg #	Acct No	Project Number	Project Name	FYE2017 BUDGET	FYE2017 ESTIMATE	FYE2018 BUDGET	FYE2019 PROJECTED	FYE2020 PROJECTED	FYE2021 PROJECTED	FYE2022 PROJECTED	BEYOND 6 YEARS
na	050-9161-431	TR0019	Roadbed Corridor Safety	84,538	84,538	0	0	0	0	0	0
na	050-9161-431	TR0088	Roadbed Outlet Zone	1,020,331	1,020,331	0	0	0	0	0	0
148	050-9391-431	TC0047	Regional Transportation Authority	117,667	117,667	77,300	0	0	0	0	0
na	050-9552-431	TR0104	Robinson Street West of I-35 (match for Fund 57)	685,831	685,831	0	0	0	0	0	0
na	050-9079-431	TR0230	Robinson/12th NE Signal & Intersection	13,901	13,901	0	0	0	0	0	0
na	050-9075-431	TR0099	Rock Creek & Seneyzrah Trail - New Signal (private)	52	52	0	0	0	0	0	0
149	050-9079-431	TR0059	Rock Creek @ 12th NW & Trailwoods Signal	782,221	782,221	0	625,000	0	0	0	0
150	050-9552-431	TR0094	Rock Creek: Grandview to 36th NW Widening	99,880	99,880	100,000	497,000	0	0	0	0
na	050-9002-431	TR0081	Safe Routes to School - Kennedy	13,322	13,322	0	0	0	0	0	0
na	050-9002-431	TR0073	SH 9 Multi-modal Path Phase 1 (match)	840,271	840,271	0	0	0	0	0	0
151	050-9002-431	TR0107	SH9 Multi-Modal Path Phase 2 (match)	255,000	80,000	0	0	175,000	0	0	0
152	050-9552-431	TR0016	State Highway 9 Multi Modal Path Ph 3 (match)	0	0	80,000	175,000	0	0	0	0
na	050-8337-419	SR0100	Site #7 RckCrk/168NE/168NE	30,819	30,819	0	0	0	0	0	0
na	050-8337-419	SR0101	Site #8 Post Oak/108E/120E	20,459	20,459	0	0	0	0	0	0
na	050-8337-419	SR0102	Site #11 RckCrk/168NE/168NE	18,072	18,072	0	0	0	0	0	0
na	050-8337-419	SR0103	Site #17 Imhof Channel	434,919	434,919	0	0	0	0	0	0
na	050-8337-419	SR0104	Site #28 72ndSt/Tecumseh	87,492	87,492	0	0	0	0	0	0
na	050-9075-431	TR0076	State Highway 9 and 36th Ave SE Signal	2,409	2,409	0	0	0	0	0	0
153	050-	TR	Tecumseh: 12th NE to Hollister	0	0	0	0	0	200,000	0	0
na	050-9000-431	TC0040	Traffic Signal Adaptive Control System	5,500	5,500	0	0	0	0	0	0
154	050-9076-431	TR0101	US 77 (Classen) & Post Oak Signal	55,000	55,000	20,000	0	0	0	0	0
na	050-9079-431	TR0239	US 77 (Classen) and Imhoff	6,747	6,747	0	0	0	0	0	0
na	050-9611-431	TC0041	Wayfinding Pilot *	635	635	0	0	0	0	0	0
Subtotal Transp w Fedl Funds				11,372,913	8,747,918	1,748,632	2,968,000	1,869,000	4,348,500	1,847,780	0
<b>TRANSPORTATION SYSTEMS WITH ONLY CITY FUNDING</b>											
155	050-9087-431	TC0254	Bridge Maintenance Program for bridges >20' in length	388,750	388,750	100,000	100,000	100,000	100,000	100,000	ongoing
na	050-9052-431	TC0281	Citywide Sidewalk Reconstruction FYE 2014	31	31	0	0	0	0	0	0
na	050-9052-431	TC0283	Citywide Sidewalk Reconstruction FYE 2015	2,688	2,688	0	0	0	0	0	0
na	050-9052-431	TC0285	Citywide Sidewalk Reconstruction FYE 2016	15,760	15,760	0	0	0	0	0	0
na	050-9052-431	TC0286	Citywide Sidewalk Reconstruction FYE 2017	50,000	50,000	0	0	0	0	0	0
158	050-9052-431	TC0271	Citywide Sidewalk Reconstruction FYE 2018	0	0	50,000	0	0	0	0	0
156	050-9052-431	TC	Citywide Sidewalk Reconstruction FYE 2019-2022	0	0	0	50,000	50,000	50,000	50,000	ongoing
157	050-9373-451	GD0001	Community/Neighborhood Improvements	331,007	158	100,000	100,000	100,000	100,000	100,000	ongoing
na	050-9716-431	TC0267	Downtown Area Sidewalks & Curbs FYE 16	45,900	45,900	0	0	0	0	0	0
na	050-9716-431	TC0269	Downtown Area Sidewalks & Curbs FYE 17	50,000	50,000	0	0	0	0	0	0
na	050-9716-431	TC0264	Downtown Area Sidewalks & Curbs FYE15	3,394	3,394	0	0	0	0	0	0
159	050-9716-431	TC0271	Downtown Area Sidewalks & Curbs	0	0	50,000	50,000	50,000	50,000	50,000	ongoing
na	050-9099-431	TC0157	Downtown/Campus Parking Study	9,500	9,500	0	0	0	0	0	0
na	050-9370-431	SC0000	Driveway Repair Program FYE 2018*	499	499	0	0	0	0	0	0
na	050-9370-431	SC0820	Driveway Repair Program FYE 2017	10,000	10,000	0	0	0	0	0	0
159	050-9370-431	SC0837	Driveway Repair Program FYE 2018	0	0	10,000	0	0	0	0	0
159	050-9370-431	SC	Driveway Repair Program FYE 2019-2022	0	0	0	10,000	10,000	10,000	10,000	ongoing
na	050-9009-431	TC0156	Main/Gray Two Way Feasibility Study	3,000	3,000	0	0	0	0	0	0
na	050-9002-431	TC0048	McKinley Elementary School Zone Upgrade	1,628	1,628	0	0	0	0	0	0
na	050-9002-431	TC0042	McKinley School Traffic Circulation	18,027	18,027	0	0	0	0	0	0
na	050-9712-431	TC0252	Porter Sidewalk: Acres-Johnson	50,000	50,000	0	0	0	0	0	0
na	050-9002-431	TC0253	Porter/Across Pedestrian Crossing Design	2,375	2,375	0	0	0	0	0	0
100	050-9407-431	TC0155	Sidewalk Horizontal Saw Cut Program	0	0	40,000	40,000	40,000	40,000	40,000	ongoing
161	050-9316-431	TC0238	Sidewalk Accessibility	96,039	96,039	30,000	30,000	30,000	30,000	30,000	ongoing
162	050-9317-431	TC0249	Sidewalk Progs Schools & Arterials	108,881	108,881	80,000	80,000	80,000	80,000	80,000	ongoing
na	050-9712-431	TC0256	Sidewalk: Brook: Jenkins - Classen	45,640	45,640	0	0	0	0	0	0
na	050-9712-431	TC0043	Sidewalk: Robinson: 12th NE to 24th NW South Side	44,954	44,954	0	0	0	0	0	0
163	050-9178-431	TC0252	Sidewalks & Trails - New	240,445	240,445	120,000	120,000	120,000	120,000	120,000	ongoing
164	050-9406-431	TC0270	Street Striping	50,000	50,000	50,000	50,000	50,000	50,000	50,000	ongoing
165	050-9073-431	TC0230	Traffic Calming	85,101	3,443	0	50,000	50,000	50,000	50,000	ongoing
Subtotal Transp City Funds Only				1,683,517	1,241,110	530,000	680,000	680,000	680,000	680,000	0
<b>BUILDINGS AND GROUNDS</b>											
166	050-	BG	201 W Gray Admin Building Carpet Replacement	0	0	0	110,000	0	0	0	0
167	050-9644-419	BG0087	201 W Gray Admin Building Generator	0	0	165,000	0	0	0	0	0
na	050-9005-419	BG0055	201 W Gray HVAC Renovation	273,091	273,091	0	0	0	0	0	0
168	050-9265-419	BG0068	City Date Center Air Conditioning Replacement	0	0	160,000	0	0	0	0	0
na	050-9364-419	BG0055	Fans: Fleet Above Lead Recirculation	5,041	5,041	0	0	0	0	0	0
na	050-9556-419	BG0047	Access Control System Consolidation/Migrations	1,945	1,945	0	0	0	0	0	0
169	050-	BG	201 W Gray Bldg A Generator	0	0	0	0	121,000	0	0	0
na	050-9540-419	EF1004	Building Maintenance - Lighting	98,849	98,849	0	0	0	0	0	0
170	050-9540-419	EF1003	Building Maintenance - Mechanical/HVAC	142,812	142,812	50,000	50,000	50,000	50,000	50,000	ongoing
na	050-9540-419	EF1002	Building Maintenance - Roofs	394,734	394,734	0	0	0	0	0	0
171	050-9305-419	BG0069	Security System Replacement & Expansion	0	0	125,000	300,000	300,000	300,000	300,000	0
172	050-	BG	City Clerk's Office Remodel	0	0	0	107,000	0	0	0	0
173	050-9305-419	BG0056	City Datacenter Storage	934,000	934,000	467,000	0	0	0	0	0
na	050-9556-419	BG0080	City Fiber Infrastructure Repair & Expansion	254,656	254,656	0	0	0	0	0	0
174	050-9556-419	BG0053	City Website Design and Mobile App	138,000	0	138,000	137,000	0	0	0	0
na	050-9308-431	BG0154	Comprehensive Land Use Plan Update	500,000	500,000	0	0	0	0	0	0
na	050-9305-419	BG0027	Council Chambers Audio/Visual Upgrade	4,872	4,872	0	0	0	0	0	0
175	050-9534-431	WS0002	Debris Management Plan	5,000	5,000	35,000	0	0	0	0	0
na	050-9305-419	BG0041	Demolition of 1 West Gray	20,363	20,363	0	0	0	0	0	0
na	050-9305-419	BG0025	Downtown Parking Lot Expansion	14,683	14,683	0	0	0	0	0	0
178	050-9520-419	BG0070	ERP System Upgrade	0	0	1,050,000	1,050,000	1,050,000	1,050,000	1,050,000	0
na	050-9644-419	BG0057	Exterior Door Replacement 201 W Gray (Admin)	1,684	1,684	0	0	0	0	0	0
na	050-9308-431	BG0165	North Base Feasibility Study	80,000	80,000	0	0	0	0	0	0
na	050-8377-419	FT9902	Fire Station # Westside (PSST)	8,672	8,672	0	0	0	0	0	0
na	050-8377-419	FT9903	Fire Station # Eastside (PSST)	33,481	33,481	0	0	0	0	0	0
na	050-9556-419	BG0058	Fire Suppression for Data Centers	30,000	30,000	0	0	0	0	0	0
177	050-9175-432	PR0040	Greenbelt Acquisition	218,622	218,622	0	50,000	50,000	50,000	50,000	ongoing
178	050-9533-419	BG0051	GIS Mapping FY18	22,154	22,154	0	145,000	0	145,000	0	0
179	050-9533-419	BG0051	GIS Mapping FY17	145,000	145,000	0	0	0	0	0	0
na	050-8498-441	EP0118	Norman Animals Shelter (2011 GOB)	38,298	38,298	0	0	0	0	0	0
na	050-9099-441	BG0248	Animal Welfare Building PayGo	23,943	23,943	0	0	0	0	0	0
na	050-9206-419	BG0052	Police - Classroom Expansion*	43,476	43,476	0	0	0	0	0	0
179	050-9913-421	BG0081	Police Firearms Barn Renovation	0	0	0	0	120,000	0	1,050,000	0
na	050-9607-419	BG0082	Police Investigations Center Auditorium	5,000	5,000	0	0	0	0	0	0
180	050-	BG	Replace Core Network Switches	0	0	275,000	0	0	0	0	0
na	050-9995-419	BG0029	Retrolk Two Additional Bays at Fleet Shop	19,651	19,651	0	0	0	0	0	0
na	050-9305-419	BG0054	Security Projects	52,000	52,000	0	0	0	0	0	0
181	050-9644-419	BG0048	Signage Replacement Municipal Complex	50,000	50,000	0	100,000	0	0	0	0
182	050-	BG	Street Division North Base Facility	0	0	0	0	475,000	0	0	0
na											

# Capital Fund Project Table (continued)

## Fund 50

Pg #	Acct No	Project Number	Project Name	FYE2017 BUDGET	FYE2017 ESTIMATE	FYE2018 BUDGET	FYE2018 PROJECTED	FYE2019 PROJECTED	FYE2020 PROJECTED	FYE2021 PROJECTED	FYE2022 PROJECTED	BEYOND 6 YEARS
<b>PARKS AND RECREATION</b>												
na	050-0050-452	PR0140	Andrews Park Rehabilitation	5,091	1,091	0	0	0	0	0	0	-
na	050-0073-452	PR0068	Basketball Court Replacements	3,137	0	0	0	0	0	0	0	-
na	050-0013-452	PR0146	Beautification Throughout the City	20,741	20,741	0	0	0	0	0	0	-
na	050-0026-452	PR0052	Bicycle Plan-Bike Paths	15,947	0	0	0	0	0	0	0	-
na	050-0039-452	PR0169	Griffin Drainage Improvements	13,697	0	0	0	0	0	0	0	-
na	050-0039-452	PR0169	Griffin Park Trail & Parking Lot Expansion (MP)	120,000	120,000	0	0	0	0	0	0	-
na	050-0022-452	PR0123	Little Axe Improvements	102,823	102,823	0	0	0	0	0	0	-
na	050-0005-452	PR0117	NE Lions Improvements*	973	973	0	0	0	0	0	0	-
na	050-0736-452	PR0128	New Park Development-Highland Village Park	100,000	100,000	0	0	0	0	0	0	-
na	050-0737-452	PR0055	New Park Development-Southlake Park	139,938	139,938	0	0	0	0	0	0	-
na	050-0216-452	PR0151	Park Mstr Plan: Eastwood Park	78,091	78,091	0	0	0	0	0	0	-
na	050-0216-452	PR0153	Park Mstr Plan: NE Lions Park	197,411	197,411	0	0	0	0	0	0	-
na	050-0075-452	PR0105	Park Site Amenities and Furnishings	5,942	5,942	0	0	0	0	0	0	-
154	050-0075-452	PR0013	Park Site Amenities and Furnishings	43,170	43,170	20,000	20,000	20,000	20,000	20,000	20,000	ongoing
na	050-0074-452	PC0003	Saxon Community Park Development	150,825	150,825	0	0	0	0	0	0	-
na	050-0814-451	PR0157	Sooner Thesler Seat Replacement & Interiors (match)	50,000	50,000	0	0	0	0	0	0	-
na	050-0074-452	PC0019	Sutton Wilderness Trail	40,000	40,000	0	0	0	0	0	0	-
na	050-0005-452	PR0124	Trail Replacements Hall Park Greenbelt	14,108	11,781	0	0	0	0	0	0	-
105	050-0006-452	PR0212	Tree Program - Matching Funds	11,656	11,656	10,000	10,000	10,000	10,000	10,000	10,000	ongoing
na	050-0372-452	PR0150	Westwood Golf Tournament Shelter*	251	251	0	0	0	0	0	0	-
Subtotal Parks & Recreation				1,112,699	1,098,137	30,000	30,000	30,000	30,000	30,000	30,000	0
<b>STORMWATER DRAINAGE AND STORM SEWER SYSTEMS</b>												
na	050-0068-431	DR0014	Bishop Creek Erosion Corr	120,000	120,000	0	0	0	0	0	0	-
na	050-0068-431	DR0010	Brookhaven Ck:Rob/Crossroads	14,813	14,813	0	0	0	0	0	0	-
na	050-0528-431	DR0018	Cambridge Drainage Improvements	34,500	34,500	0	0	0	0	0	0	-
na	050-0068-431	DR0063	Creston Way and Schulte Drive Storm Sewer	292,000	292,000	0	0	0	0	0	0	-
na	050-0067-431	DR0013	Drainage - Misc Annual Projects FYE 2011	43,994	43,994	0	0	0	0	0	0	-
105	050-0067-431	DR0019	Drainage - Misc Annual Projects	133,054	133,054	45,000	45,000	45,000	45,000	45,000	45,000	ongoing
na	050-0029-431	DR0012	Drainage Projects FYE 09 (H500 Block W Main)	412,154	412,154	0	0	0	0	0	0	-
105	050-0029-431	DR0057	Drainage Projects	548,955	548,955	285,000	285,000	285,000	285,000	285,000	285,000	ongoing
na	050-0530-431	DR0062	Inhoff Creek Stabilization Study	84,427	84,427	0	0	0	0	0	0	-
100	050-0528-431	DR0020	Vineyard Detention Pond Drainage Design	0	0	30,000	0	0	0	0	0	-
101	050-0029-431	DR0061	Lake Thunderbolt Watershed TMDL	522,731	522,731	300,000	300,000	300,000	300,000	300,000	300,000	ongoing
na	050-0068-431	DR0059	Sutton Wilderness Dam Drainage*	390,156	390,156	0	0	0	0	0	0	-
na	050-0068-431	DR0015	Tecumseh/36th NW - channel	83,623	83,623	0	0	0	0	0	0	-
Subtotal Drainage				2,620,207	2,620,207	660,000	630,000	630,000	630,000	630,000	630,000	0
**SUBTOTAL OTHER CAPITAL PROJECTS (Pay Go)				20,392,687	18,149,693	6,431,632	6,334,000	6,376,000	7,394,000	4,600,048	0	
<b>V. TRANSFERS</b>												
na	050-5000-491		Transfer to GF St Maint Drainage Labor # (M30V16)	263,785	263,785	269,746	304,233	319,445	335,417	352,188	-	
na	050-5000-491		Transfer to GF Fleet Replacement Supplement (2/16/17)	708,690	708,690	0	0	0	0	0	-	
na	050-4096-481		SR Project Transfer to GF Unreimbursed FEMA Claim (TBD)	0	236,162	0	0	0	0	0	-	
na	050-5000-491		Services and Maintenance # (2/16/17)	17,196	17,196	16,499	16,664	16,831	16,999	17,169	-	
na	050-5000-491		Transfer to Westwood Golf #	71,000	71,000	81,200	61,500	61,500	61,500	61,500	-	
**SUBTOTAL TRANSFERS Subtotal Transfers for Projects				1,140,923	1,378,776	387,448	382,397	397,778	413,918	430,867	0	
<b>VI. SALARIES AND BENEFITS</b>												
na	050-		Salary and Benefits # (2/16/17)	1,179,827	1,179,827	1,203,552	1,203,730	1,326,916	1,303,202	1,482,925	-	
**SUBTOTAL SALARIES AND BENEFITS				1,179,827	1,179,827	1,203,552	1,203,730	1,326,916	1,303,202	1,482,925	0	
<b>VII. BOND PROJECTS (March 29, 2006 Referendum)</b>												
<b>Proposition 1</b>												
Proposition 1 Issuance Cost (GOB)				0	0	0	0	0	0	0	0	-
na	050-0005-431	TR0203	Robinson RR Grade Separation (PayGo)	51,797	51,797	0	0	0	0	0	0	-
na	050-0161-431	BP0387	Railroad Gravel Zone (Bond)	244,809	83,364	0	0	0	0	0	0	-
na	050-0068-431	BP0228	Duffy RR Crossing and Realignment (GOB)	67,259	67,259	0	0	0	0	0	0	-
na	050-0005-431	TR0226	Duffy RR Crossing and Realignment (PayGo)	5,832	5,832	0	0	0	0	0	0	-
SUBTOTAL GOB COSTS PROP. 1				302,698	110,853	0	0	0	0	0	0	0
not recap. SUBTOTAL PAYGO COSTS PROP. 1				57,629	57,629	0	0	0	0	0	0	0
<b>Proposition 2</b>												
Proposition 2 Issuance Cost (GOB)				0	0	0	0	0	0	0	0	-
na	050-0677-419	BP0366	Fire Admin Remodel (Bond) (Prop 4)	70,221	70,221	0	0	0	0	0	0	-
na	050-0310-431	TR0013	Jenkins and Inhoff Signal (PayGo)	6,150	6,150	0	0	0	0	0	0	-
na	050-0682-431	BP0256	Lindsay: Jenkins to Claussen Widening (GOB)	0	0	0	0	0	0	0	0	-
na	050-0682-431	BP0464	Rock Creek Street to 12th NE Widening (GOB)	0	0	0	0	0	0	0	0	-
Incl 6078 SUBTOTAL GOB COSTS PROP. 2				76,221	76,221	0	0	0	0	0	0	0
not recap. SUBTOTAL PAYGO COSTS PROP. 2				6,150	6,150	0	0	0	0	0	0	0
Subtotal 2006 GOB Bond Issuance Costs				0	0	0	0	0	0	0	0	0
Subtotal 2006 GOB Fund 50				372,319	180,874	0	0	0	0	0	0	0
Subtotal PayGo Fund 50				63,779	63,779	0	0	0	0	0	0	0
<b>VIII. BOND PROJECTS (March 7, 2010 Referendum)</b>												
<b>Proposition 1</b>												
Proposition 1 Issuance Cost (GOB)				0	0	0	0	0	0	0	0	-
na	050-0401-431	BP0248	Urban Asphalt Pavement	692,618	692,618	0	0	0	0	0	0	-
na	050-0401-431	BP0241	Urban Asphalt Pavement 2014	443,294	443,294	0	0	0	0	0	0	-
na	050-0401-431	BP0246	Urban Asphalt Pavement 2016	228,841	228,841	0	0	0	0	0	0	-
Urban Asphalt Pavement Rehabilitation												-
na	050-0325-431	BP0242	Urban Concrete Pavement 2015	893,487	893,487	0	0	0	0	0	0	-
na	050-0325-431	BP0243	Main St: Park Dr-Berry Rd	329,820	329,820	0	0	0	0	0	0	-
na	050-0371-431	BP0240	Comanche St (2 locations)	158,731	158,731	0	0	0	0	0	0	-
na	050-0328-431	BP0363	Rural Road Improvements 2014	330,315	330,315	0	0	0	0	0	0	-
na	050-0328-431	BP0229	Road Reconstruction 2013	88,280	88,280	0	0	0	0	0	0	-
na	050-0328-431	BP0248	Road Reconstruction 2014	819,415	819,415	0	0	0	0	0	0	-
na	050-0328-431	BP0248	Road Reconstruction 2016 (Dakota: Berry to Univ)	819,415	819,415	0	0	0	0	0	0	-
<b>Proposition 2</b>												
Proposition 2 Issuance Cost (GOB)				0	0	0	0	0	0	0	0	-
na	050-0328-419	BP0313	Outdoor Warning	3,189	3,189	0	0	0	0	0	0	-
Subtotal 2010 GOB Bond Issuance Costs				0	0	0	0	0	0	0	0	0
Subtotal 2010 GOB Fund 50				3,648,770	3,648,770	0	0	0	0	0	0	0
<b>IX. BOND PROJECTS (October 2012 Referendum)</b>												
Proposition Issuance Cost (GOB) (rev 3-21-13)				0	0	0	0	0	0	0	0	-
na	050-0552-431	TR0191	12th Ave SE/Hwy9-Cedar Ln (PAYGO)	33,477	33,477	0	0	0	0	0	0	-
na	050-0682-431	BP0191	12th Ave SW: Highway 9 to Cedar Lane Widening	848,289	848,289	0	0	0	0	0	0	-
192	050-0682-431	BP0192	24th East Widening from Lindsay to Robinson	2,617,634	2,617,634	0	1,938,400	0	0	0	0	-
193	050-0682-431	BP0197	36th Ave NW: Tecumseh to Indian Hills Rd Widening	1,699,299	1,699,299	0	479,100	2,911,402	0	0	0	-
194	050-0682-431	BP0190	Alameda Street Safety Project	424,944	424,944	0	0	0	900,000	0	0	-
na	050-0325-431	BP0196	Bridge Replacement Franklin Rd 1/2 MI W 12th NW	1,212,926	1,212,926	0	0	0	0	0	0	-
na	050-0325-431	BP0194	Bridge Replacement Main St Local Bridge No 018	1,964,682	1,964,682	0	0	0	0	0	0	-
na	050-0078-431	BP0196	Cedar Lane Rd: 12th Ave SE to 24th Ave SE Widening	37,488	37,488	0	0	0	0	0	0	-
105	050-0552-431	TR0193	Lindsay: 24th SW to Berry Rd Widening Phase 1 (PAYGO)	15,271	15,271	0	0	0	0	0	0	-
196	050-0552-431	BP0189	Lindsay: 24th SW to Berry Rd Widening	2,066,414	2,066,414	666,137	0	0	0	0	0	-
Subtotal 2012 GOB Bond Issuance Costs				0	0	0	0	0	0	0	0	0
Subtotal 2012 GOB Fund 50				10,769,689	10,769,689	666,137	2,417,600	2,911,402	900,000	0	0	0
Subtotal PAYGO				40,747	40,747	0	0	0	0	0	0	0



# Capital Fund Project Table (continued)

## Fund 50

Pg #	Acct No	Project Number	Project Name	FYE2017 BUDGET	FYE2017 ESTIMATE	FYE2018 BUDGET	FYE2019 PROJECTED	FYE2020 PROJECTED	FYE2021 PROJECTED	FYE2022 PROJECTED	BEYOND 6 YEARS
<b>X. BOND PROJECTS (April 5, 2018 Referendum/rev 6/2/18)</b>											
			Proposition 1 Issuance Cost (GOB)	0	0	0	160,000	0	0	0	-
196	050-8401-431		Urban Asphalt Pavement	0	0	0	1,604,811	1,692,487	1,610,623	1,458,358	-
		EP0330-336	FYE18 Locations	0	0	1,604,811	0	0	0	0	-
		EP0338	Murphy: Lindsay - S 1300 block	78,114	78,114	0	0	0	0	0	-
		EP0339	Adkins Crossing Addition	26,417	26,417	0	0	0	0	0	-
		EP0340	Olde Brook Cr: Main St to end	8,316	8,316	0	0	0	0	0	-
		EP0341	Cambridge Addition	62,426	62,426	0	0	0	0	0	-
		EP0342	Springbrook Addition	224,846	224,846	0	0	0	0	0	-
		EP0343	Cambridge Place Addition	93,128	93,128	0	0	0	0	0	-
		EP0344	Parsons Addition	163,776	163,776	0	0	0	0	0	-
		EP0345	Tutis Addition	260,178	260,178	0	0	0	0	0	-
		EP0346	Norman Old Town	119,841	119,841	0	0	0	0	0	-
		EP0347	NATTC	163,667	163,667	0	0	0	0	0	-
		EP0348	Warwick Addition	438,387	438,387	0	0	0	0	0	-
198	050-8392-431		Urban Concrete Pavement	0	0	0	1,778,400	1,733,706	1,772,494	0	-
		EP0350-338	FYE18 Locations	0	0	1,783,400	0	0	0	0	-
		EP0359	Meadows Park Addition	106,000	106,000	0	0	0	0	0	-
		EP0370	Brookhaven 23rd Addition	431,000	431,000	0	0	0	0	0	-
		EP0371	River Oaks Addition	202,000	202,000	0	0	0	0	0	-
		EP0372	Brookhaven 35th Addition	71,000	71,000	0	0	0	0	0	-
		EP0373	Clasen/Miller Addition	130,000	130,000	0	0	0	0	0	-
		EP0374	Woodstawn Addition	463,000	463,000	0	0	0	0	0	-
		EP0375	Castlerock Addition	306,000	306,000	0	0	0	0	0	-
		EP0376	Sherwood: Morningside to Alameda	96,000	96,000	0	0	0	0	0	-
		EP0377	James Drive: Stinson to Fleetwood	32,000	32,000	0	0	0	0	0	-
200	050-8371-431		Rural Road Improvements	0	0	0	760,000	600,000	700,000	0	-
		EP0379	103th Ave NE: Franklin Rd to Stella Rd	0	0	605,000	0	0	0	0	-
		EP0327	Imhoff: 180th SE to west end	160,000	160,000	0	0	0	0	0	-
		EP0328	Indian Hills: 120th NE to E & W ends	260,000	260,000	0	0	0	0	0	-
202	050-8315-431		Road Reconstruction	1,385,634	1,385,634	0	489,131	669,073	1,103,082	0	-
		EP00378	Lehoma Ave: Nebraska St to Hugbert Dr	0	0	1,185,110	0	0	0	0	-
			Subtotal 2018 GOB Bond Issuance Costs	0	0	0	160,000	0	0	0	-
			Subtotal 2018 GOB Project Expenses *	6,228,448	6,228,448	6,148,321	4,692,342	4,785,246	6,186,069	1,458,358	0
			<b>TOTAL 2018 BOND</b>	<b>68,228,448</b>	<b>68,228,448</b>	<b>66,148,321</b>	<b>64,782,342</b>	<b>64,785,246</b>	<b>66,186,069</b>	<b>61,458,358</b>	<b>0</b>
<b>TOTAL CAPITAL FUND 50 PROJECTS' EXPENSES</b>				<b>\$54,578,861</b>	<b>\$51,891,520</b>	<b>\$19,067,378</b>	<b>\$21,356,676</b>	<b>\$21,048,101</b>	<b>\$21,575,163</b>	<b>\$14,501,108</b>	<b>\$0</b>
RESERVE FOR SENIOR CENTER				11,770	11,770	281,770	281,770	281,770	281,770	281,770	0
RESERVE - NEW REVENUE CONTINGENCY				100,000	100,000	872,839	807,782	844,962	881,828	1,021,688	0

## Capital Fund Project Table (continued)

### Fund 50

Pg #	Acct No	Project Number	Project Name	FYE2017 BUDGET	FYE2017 ESTIMATE	FYE2018 BUDGET	FYE2019 PROJECTED	FYE2020 PROJECTED	FYE2021 PROJECTED	FYE2022 PROJECTED	BEYOND 5 YEARS
<b>REVENUES</b>											
<b>I. NW SALES TAX REVENUE Inv 2-18-17</b>				12,633,319	12,146,000	12,469,126	12,967,890	13,488,608	14,026,070	14,587,113	-
<b>II. GOB PROCEEDS</b>											
Street Maintenance Bond Program 2016 (4/8/16)				0	0	0	9,796,000	0	0	0	-
Subtotal				0	0	0	9,796,000	0	0	0	-
<b>III. DONATIONS/OTHER (generally to be budgeted when revenues actually received)</b>											
FEMA	Fund 10	SR	Storm Recovery Projects	500,000	500,000	0	0	0	0	0	-
	Private	T00023	Delaware Pass Thru to ODOT	90,794	90,794	0	0	0	0	0	-
	Private	TR0054	Flood Ave & Venture Dns Signal	8,700	8,700	0	0	0	0	0	-
	Fund 21	CDBG-DR	CDBG Loan Repayment (2/18/17)	15,607,229	15,607,229	0	0	0	0	0	-
	Fund 51		Transfer from Norman Forward Fund	0	0	0	0	0	3,000,000	0	-
			Transfer from Seizures & Restitutions Fund	0	0	62,500	0	0	0	0	-
	BNSF	TR0019	Railroad Safety (claims submitted to BNSF in 2001)	0	0	0	0	0	0	0	500,380
	Private	TR0059	Rock Creek @ 12th NW & Trailwood	0	0	0	397,260	0	0	0	-
Subtotal Donations/Other				16,206,723	16,206,723	62,500	397,260	0	3,000,000	0	500,380

**CITY OF NORMAN**

PROJECT TITLE:	Alley Repair Program	PROJECT TYPE:	Street Maintenance	Maint.
PROJ. CATEGORY:	General Maintenance	PROJECT NUMBER:	SC0622	
DEPARTMENT:	Public Works	ACCOUNT NUMBER:	050-9369-431	
MANAGER:	Greg Hall	BEGIN & END DATES:	07-01-2016	to 06-30-2017
WARD(s):	4   7	LIFE EXPECTANCY:	20 years	

**DETAILED PROJECT DESCRIPTION:**

This project repairs hazardous or deteriorated alleys in the Central Core Area (bound by Robinson, Imhoff, Berry & 12th E). Specific locations will be chosen based on criteria established by Council.

**EXPENDITURE SCHEDULE through CITY Accounts by FY**

Account Number	Cost Element	TOTAL ALL FISCAL YRS	Actual Prior Years	Budget FYE 2017	FYE 2018	FYE 2019	FYE 2020	FYE 2021	FYE 2022	Beyond 5 Years
050-9369-431.61-01	Const	1,149,997	149,997	0	200,000	200,000	200,000	200,000	200,000	
		0								
		0								
		0								
		0								
		0								
		0								
	<b>Total</b>	<b>1,149,997</b>	<b>149,997</b>	<b>0</b>	<b>200,000</b>	<b>200,000</b>	<b>200,000</b>	<b>200,000</b>	<b>200,000</b>	<b>0</b>

**OPERATING IMPACT:**

positive      Genl Fnd      Personnel, Capital Equipment and Materials.

**STATUS & COMMENTS:**

**TOTAL PROJECT BUDGET BY FUND SOURCE AND PURPOSE:**

**THIS PROJECT NEEDS ASSISTANCE FROM:**

Purpose	Fnd 50		Total
Design			0
ROW			0
Utilities			0
Const.	1,149,997		1,149,997
Materials			0
<b>Total</b>	<b>1,149,997</b>	<b>0</b>	<b>1,149,997</b>

Bldg Maint	no
IT	no
Pub Wks	no
Utilities	no
Parks	no
Other	no

Reimbursable Account?      no

Last Update      06-19-2017

**ANNUAL BUDGET**

**CITY OF NORMAN**

PROJECT TITLE:	Asphalt Pavement Maintenance	PROJECT TYPE:	Street Maintenance	Maint.	
PROJ. CATEGORY:	Street Maintenance	PROJECT NUMBER:	See attached listing		
DEPARTMENT:	Public Works	ACCOUNT NUMBER:	050-9511-431		
MANAGER:	Greg Hall	BEGIN & END DATES:	07-01-2016	to	06-30-2017
WARD(s):	All	LIFE EXPECTANCY:	20 years		

**DETAILED PROJECT DESCRIPTION:**

For FYE 2017 the maintenance strategy will involve asphalt mill/overlay and surface sealing. The cold milling and surface sealing and asphalt paving will be performed by City personnel. Locations are listed on the following page.

Account Number	Cost Element	TOTAL ALL FISCAL YRS	Actual Prior Years	Budget FYE 2017	FYE 2018	FYE 2019	FYE 2020	FYE 2021	FYE 2022	Beyond 5 Years
		0								
		0								
		0								
050-9511-431.61-01	Const	2,091,734	0	561,734	0	382,500	382,500	382,500	382,500	
050-9511-431.62-01	Design	189,184	37,905	88,779	12,500	12,500	12,500	12,500	12,500	
050-9511-431.63-01	Matls	4,442,140	803,930	1,061,325	821,377	438,877	438,877	438,877	438,877	
	<b>Total</b>	<b>6,723,058</b>	<b>841,835</b>	<b>1,711,838</b>	<b>833,877</b>	<b>833,877</b>	<b>833,877</b>	<b>833,877</b>	<b>833,877</b>	<b>0</b>

**OPERATING IMPACT:**

negligible	Genl Fnd	Personnel, Capital Equipment and Materials.
------------	----------	---

**STATUS & COMMENTS:**

**TOTAL PROJECT BUDGET BY FUND SOURCE AND PURPOSE:**

**THIS PROJECT NEEDS ASSISTANCE FROM:**

Purpose	Fnd 50			Total
				0
				0
Const.	2,091,734			2,091,734
Design	189,184			189,184
Materials	4,442,140			4,442,140
<b>Total</b>	<b>6,723,058</b>	<b>0</b>	<b>0</b>	<b>6,723,058</b>
Reimbursable Account?	no			

Bldg Maint	no
IT	no
Pub Wks	no
Utilities	no
Parks	no
Other	no

Last Update 06-14-2017

**ANNUAL BUDGET**



**CITY OF NORMAN**

PROJECT TITLE:	<b>Asphalt Paver Patching</b>	PROJECT TYPE:	Street Maintenance	Maint.	
PROJ. CATEGORY:	<b>Street Maintenance</b>	PROJECT NUMBER:	See attached listing		
DEPARTMENT:	<b>Public Works</b>	ACCOUNT NUMBER:	050-9692-431		
MANAGER:	<b>Greg Hall</b>	BEGIN & END DATES:	07-01-2016	to	06-30-2017
WARD(s):	All	LIFE EXPECTANCY:	20 years		

**DETAILED PROJECT DESCRIPTION:**

Asphalt Paver Patching is a street maintenance strategy whereby the asphalt paver is used to place a uniform asphalt overlay on a roadway that has sufficient base material but poor pavement surface condition. The City's Pavement Management System has identified the FYE 2017 locations as attached.

**EXPENDITURE SCHEDULE through CITY Accounts by FY**

Account Number	Cost Element	TOTAL ALL FISCAL YRS	Actual Prior Years	Budget FYE 2017	FYE 2018	FYE 2019	FYE 2020	FYE 2021	FYE 2022	Beyond 5 Years
		0								
		0								
		0								
050-9692-431.61-01	Const	1,270,163	5,163	231,000	0	258,500	258,500	258,500	258,500	
050-9692-431.62-01	Design	92,224	10,757	18,967	12,500	12,500	12,500	12,500	12,500	
050-9692-431.63-01	Mats	1,619,610	537,461	823,649	258,500	0	0	0	0	
	<b>Total</b>	<b>2,981,997</b>	<b>553,381</b>	<b>1,073,616</b>	<b>271,000</b>	<b>271,000</b>	<b>271,000</b>	<b>271,000</b>	<b>271,000</b>	<b>0</b>

**OPERATING IMPACT:**

negligible	Genl Fnd	Personnel, Capital Equipment and Materials.
------------	----------	---

**STATUS & COMMENTS:**

**TOTAL PROJECT BUDGET BY FUND SOURCE AND PURPOSE:**

Purpose	Fnd 50		Total
Design			0
ROW			0
Const.	1,270,163		1,270,163
Design	92,224		92,224
Materials	1,619,610		1,619,610
<b>Total</b>	<b>2,981,997</b>	<b>0</b>	<b>2,981,997</b>
Reimbursable Account?	no		

**THIS PROJECT NEEDS ASSISTANCE FROM:**

Bldg Maint	no
IT	no
Pub Wks	no
Utilities	no
Parks	no
Other	no

Last Update 06-14-2017

**ANNUAL BUDGET**



**CITY OF NORMAN**

PROJECT TITLE:	Concrete Pavement Maintenance	PROJECT TYPE:	Street Maintenance	Maint.	
PROJ. CATEGORY:	Street Maintenance	PROJECT NUMBER:	See attached listing		
DEPARTMENT:	Public Works	ACCOUNT NUMBER:	050-9718-431		
MANAGER:	Greg Hall	BEGIN & END DATES:	07-01-2016	to	06-30-2017
WARD(s):	All	LIFE EXPECTANCY:	30 years		

**DETAILED PROJECT DESCRIPTION:**

The maintenance strategy involves the replacement of substandard concrete pavement and the repair or improvement of any associated drainage structures. This work will be performed by a combination of contractor and City personnel. The project locations identified by the Pavement Management System are listed on the following page.

**EXPENDITURE SCHEDULE through CITY Accounts by FY**

Account Number	Cost Element	TOTAL ALL FISCAL YRS	Actual Prior Years	Budget FYE 2017	FYE 2018	FYE 2019	FYE 2020	FYE 2021	FYE 2022	Beyond 5 Years
		0								
		0								
		0								
050-9718-431.61-01	Const	1,930,124	1,061,962	868,162	0	0	0	0	0	
050-9718-431.62-01	Design	121,857	23,197	36,160	12,500	12,500	12,500	12,500	12,500	
050-9718-431.63-01	Matls	1,490,000	0	50,000	288,000	288,000	288,000	288,000	288,000	
	<b>Total</b>	<b>3,541,981</b>	<b>1,085,159</b>	<b>954,322</b>	<b>300,500</b>	<b>300,500</b>	<b>300,500</b>	<b>300,500</b>	<b>300,500</b>	<b>0</b>

OPERATING IMPACT:                      negligible      Genl Fnd      Personnel, Capital Equipment and Materials.

**STATUS & COMMENTS:**

**TOTAL PROJECT BUDGET BY FUND SOURCE AND PURPOSE:**

**THIS PROJECT NEEDS ASSISTANCE FROM:**

Purpose	Fnd 50			Total
				0
				0
Const.	1,930,124			1,930,124
Design	121,857			121,857
Materials	1,490,000			1,490,000
<b>Total</b>	<b>3,541,981</b>	<b>0</b>	<b>0</b>	<b>3,541,981</b>
Reimbursable Account?	no			

Bldg Maint	no
IT	no
Pub Wks	no
Utilities	no
Parks	no
Other	no

Last Update 06-14-2017

**ANNUAL BUDGET**





**CITY OF NORMAN**

PROJECT TITLE:	Concrete Valley Gutter	PROJECT TYPE:	Street Maintenance	Maint.
PROJ. CATEGORY:	General Maintenance	PROJECT NUMBER:	SC0630	
DEPARTMENT:	Public Works	ACCOUNT NUMBER:	050-9051-431	
MANAGER:	Greg Hall	BEGIN & END DATES:	07-01-2016	to 06-30-2017
WARD(s):	All	LIFE EXPECTANCY:	25 years	

**DETAILED PROJECT DESCRIPTION:**

Currently there are many asphalt valley gutters in asphalt streets that are very deteriorated due to the flow of stormwater. The asphalt has cracked allowing stormwater to penetrate into the subgrade, which causes the street to fail prematurely. This project will replace deteriorated asphalt valley gutter with concrete valley gutters. City staff will select proposed construction sites.

**EXPENDITURE SCHEDULE through CITY Accounts by FY**

Account Number	Cost Element	TOTAL ALL FISCAL YRS	Actual Prior Years	Budget FYE 2017	FYE 2018	FYE 2019	FYE 2020	FYE 2021	FYE 2022	Beyond 5 Years
		0								0
		0								
		0								
050-9051-431.61-01	Const	422,963	47,963	0	75,000	75,000	75,000	75,000	75,000	
		0								
	<b>Total</b>	<b>422,963</b>	<b>47,963</b>	<b>0</b>	<b>75,000</b>	<b>75,000</b>	<b>75,000</b>	<b>75,000</b>	<b>75,000</b>	<b>0</b>

OPERATING IMPACT:

positive      Genl Fnd      Personnel, Capital Equipment and Materials.

**STATUS & COMMENTS:**

**TOTAL PROJECT BUDGET BY FUND SOURCE AND PURPOSE:**

**THIS PROJECT NEEDS ASSISTANCE FROM:**

Purpose	Fnd 50		Total
Design			0
ROW			0
Utilities			0
Const.	422,963		422,963
Materials			0
<b>Total</b>	<b>422,963</b>	<b>0</b>	<b>422,963</b>

Bldg Maint	no
IT	no
Pub Wks	no
Utilities	no
Parks	no
Other	no

Reimbursable Account?      no

Last Update      06-19-2017

**ANNUAL BUDGET**

**CITY OF NORMAN**

<b>PROJECT TITLE:</b>	Crack Seal	<b>PROJECT TYPE:</b>	Street Maintenance		Maint.
<b>PROJ. CATEGORY:</b>	General Maintenance	<b>PROJECT NUMBER:</b>	SC0638		
<b>DEPARTMENT:</b>	Public Works	<b>ACCOUNT NUMBER:</b>	050-9686-431		
<b>MANAGER:</b>	Greg Hall	<b>BEGIN &amp; END DATES:</b>	07-01-2016	to	06-30-2017
<b>WARD(s):</b>	All	<b>LIFE EXPECTANCY:</b>	5 years		

**DETAILED PROJECT DESCRIPTION:**

This project is designed to fill cracks in asphalt and concrete streets. This prevents moisture from penetrating the pavement into the subgrade which would ultimately cause a pavement failure. City Staff will select locations to be sealed.

**EXPENDITURE SCHEDULE through CITY Accounts by FY**

Account Number	Cost Element	TOTAL ALL FISCAL YRS	Actual Prior Years	Budget FYE 2017	FYE 2018	FYE 2019	FYE 2020	FYE 2021	FYE 2022	Beyond 5 Years
		0								
		0								
		0								
050-9686-431.61-01	Const	1,490,802	140,802	225,000	225,000	225,000	225,000	225,000	225,000	
		0								
	<b>Total</b>	<b>1,490,802</b>	<b>140,802</b>	<b>225,000</b>	<b>225,000</b>	<b>225,000</b>	<b>225,000</b>	<b>225,000</b>	<b>225,000</b>	<b>0</b>

**OPERATING IMPACT:**      positive      Genl Fnd      Personnel, Capital Equipment and Materials.

**STATUS & COMMENTS:**

**TOTAL PROJECT BUDGET BY FUND SOURCE AND PURPOSE:**

**THIS PROJECT NEEDS ASSISTANCE FROM:**

Purpose	Fnd 50			Total
Design				0
ROW				0
Utilities				0
Const.	1,490,802			1,490,802
Materials				0
<b>Total</b>	<b>1,490,802</b>	<b>0</b>	<b>0</b>	<b>1,490,802</b>

Bldg Maint	no
IT	no
Pub Wks	no
Utilities	no
Parks	no
Other	no

Reimbursable Account?      no

Last Update      06-19-2017

**ANNUAL BUDGET**

**CITY OF NORMAN**

PROJECT TITLE:	Force Account Drainage	PROJECT TYPE:	Street Maintenance	Maint.
PROJ. CATEGORY:	Street Maintenance	PROJECT NUMBER:	See attached listing	
DEPARTMENT:	Public Works	ACCOUNT NUMBER:	050-9906-451	
MANAGER:	Greg Hall	BEGIN & END DATES:	07-01-2016	to 06-30-2017
WARD(s):	All	LIFE EXPECTANCY:	20 years	

**DETAILED PROJECT DESCRIPTION:**

The Drainage Crew in Street Maintenance is comprised of (4) personnel, who install storm water drainage improvements, including storm sewer installation repair, and adjunct street repairs, culvert crossdrains, and concrete channel repairs. This project funds the materials. FYE 2017 storm water drainage improvement locations are as shown on the following sheet.

**EXPENDITURE SCHEDULE through CITY Accounts by FY**

Account Number	Cost Element	TOTAL ALL FISCAL YRS	Actual Prior Years	Budget FYE 2017	FYE 2018	FYE 2019	FYE 2020	FYE 2021	FYE 2022	Beyond 5 Years
		0								
		0								
		0								
050-9906-451.61-01	Const	682,973	216,328	306,645	0	40,000	40,000	40,000	40,000	
050-9906-451.62-01	Design	110,000	0	40,000	70,000	0	0	0	0	
050-9906-451.63-01	Mats	832,420	117,108	270,312	65,000	95,000	95,000	95,000	95,000	
	<b>Total</b>	<b>1,625,393</b>	<b>333,436</b>	<b>616,957</b>	<b>135,000</b>	<b>135,000</b>	<b>135,000</b>	<b>135,000</b>	<b>135,000</b>	<b>0</b>

**OPERATING IMPACT:**

negligible	Genl Fnd	Personnel, Capital Equipment and Materials.
------------	----------	---

**STATUS & COMMENTS:**

**TOTAL PROJECT BUDGET BY FUND SOURCE AND PURPOSE:**

**THIS PROJECT NEEDS ASSISTANCE FROM:**

Purpose	Fnd 50		Total
Design			0
ROW			0
Utilities			0
050-9906-451.61-01 Const.	682,973		682,973
050-9906-451.63-01 Materials	832,420		832,420
<b>Total</b>	<b>1,515,393</b>	<b>0</b>	<b>1,515,393</b>
Reimbursable Account?	no		

Bldg Maint	no
IT	no
Pub Wks	no
Utilities	no
Parks	no
Other	no

Last Update 06-14-2017

**ANNUAL BUDGET**



**CITY OF NORMAN**

PROJECT TITLE:	Rural Roads System Improvements	PROJECT TYPE:	Street Maintenance	Maint.	
PROJ. CATEGORY:	Street Maintenance	PROJECT NUMBER:	See attached listing		
DEPARTMENT:	Public Works	ACCOUNT NUMBER:	050-9696-431		
MANAGER:	Greg Hall	BEGIN & END DATES:	07-01-2016	to	06-30-2017
WARD(s):	5	LIFE EXPECTANCY:	20 years		

**DETAILED PROJECT DESCRIPTION:**

The Rural Road System Improvements will be accomplished by City forces performing, drainage preparatory work and asphalt leveling and by using County labor and City materials per the Interlocal Agreement for chip seal treatment. This program includes subgrade stabilization, drainage, asphalt leveling and chip seal. The projects and locations for FYE 2017 identified by the City's Pavement Management System are as shown on attached sheet.

**EXPENDITURE SCHEDULE through CITY Accounts by FY**

Account Number	Cost Element	TOTAL ALL FISCAL YRS	Actual Prior Years	Budget FYE 2017	FYE 2018	FYE 2019	FYE 2020	FYE 2021	FYE 2022	Beyond 5 Years
		0								
		0								
		0								
050-9696-431.61-01	Const	451,164	100,535	10,629	0	85,000	85,000	85,000	85,000	
050-9696-431.62-01	Design	103,626	16,126	25,000	12,500	12,500	12,500	12,500	12,500	
050-9696-431.63-01	Matls	3,885,259	1,220,373	1,067,386	387,500	302,500	302,500	302,500	302,500	
	<b>Total</b>	<b>4,440,049</b>	<b>1,337,034</b>	<b>1,103,015</b>	<b>400,000</b>	<b>400,000</b>	<b>400,000</b>	<b>400,000</b>	<b>400,000</b>	<b>0</b>

**OPERATING IMPACT:**

negligible	Genl Fnd	Personnel, Capital Equipment and Materials.
------------	----------	---

**STATUS & COMMENTS:**

**TOTAL PROJECT BUDGET BY FUND SOURCE AND PURPOSE:**

**THIS PROJECT NEEDS ASSISTANCE FROM:**

Purpose	Fnd 50		Total
			0
			0
Const.	451,164		451,164
Design	103,626		103,626
Materials	3,885,259		3,885,259
<b>Total</b>	<b>4,440,049</b>	<b>0</b>	<b>4,440,049</b>
Reimbursable Account?	no		

Bldg Maint	no
IT	no
Pub Wks	no
Utilities	no
Parks	no
Other	no

Last Update 06-14-2017

**ANNUAL BUDGET**



**CITY OF NORMAN**

PROJECT TITLE:	12th Ave. NE and High Meadows Dr. Intersection	PROJECT TYPE:	Transp. w/ Fedl Fndg	Improv.
PROJ. CATEGORY:	Intersection Widening w/New or Mod. Signal	PROJECT NUMBER:	TR0051	
DEPARTMENT:	Public Works	ACCOUNT NUMBER:	050-9079-431	
MANAGER:	Michael D. Rayburn	BEGIN & END DATES:	6/1/04	to 12/1/18
WARD(s):	6	LIFE EXPECTANCY:	20 Years	

**DETAILED PROJECT DESCRIPTION:**

The project widens 12th Avenue NE to provide an exclusive southbound left turn lane and modifies the existing traffic signal to include a protected left turn phase.

This intersection was recently evaluated at the request of several citizens who live in the area. There is enough traffic demand to justify the improvement.

**EXPENDITURE SCHEDULE through CITY Accounts by FY**

Account Number	Cost Element	TOTAL ALL FISCAL YRS	Actual Prior Years	Budget FYE 2017	FYE 2018	FYE 2019	FYE 2020	FYE 2021	FYE 2022	Beyond 5 Years
6201	Design	79,975		79,975						
6001	ROW	60,000		60,000						
6701	Utilities	10,000		10,000						
6101	Const	240,000		140,000	100,000					
6301	Mats	0								
	<b>Total</b>	<b>389,975</b>	<b>0</b>	<b>289,975</b>	<b>100,000</b>	<b>0</b>	<b>0</b>	<b>0</b>	<b>0</b>	<b>0</b>

**OPERATING IMPACT:**

Negligible	Genl Fnd	\$5,000 per year for electricity and preventive maintenance
------------	----------	---

**STATUS & COMMENTS:**

The project is eligible for federal funds to pay for 80% of the construction cost.

Staff has requested ODOT's concurrence with the recommended improvements and financial assistance.

Garver Engineers of Norman was hired to design the project. Preliminary plans were completed and will be submitted to ODOT along with a project programming resolution requesting federal funds to pay for 80% of the construction cost.

**TOTAL PROJECT BUDGET BY FUND SOURCE AND PURPOSE:**

**THIS PROJECT NEEDS ASSISTANCE FROM:**

Purpose	Fnd 50	Fed. Aid		Total
Design	79,975			79,975
ROW	60,000			60,000
Utilities	10,000			10,000
Const.	240,000	700,000		940,000
Materials	0			0
<b>Total</b>	<b>389,975</b>	<b>700,000</b>	<b>0</b>	<b>1,089,975</b>

Bldg Maint	no
IT	yes
Pub Wks	yes
Utilities	yes
Parks	no
Other	yes

Reimbursable Account? no no no

Last Update 2/16/17



**CITY OF NORMAN**

PROJECT TITLE:	12th Ave. NW - Rock Creek to Tecumseh	PROJECT TYPE:	Transp. w/ Fedl Fndg	Improv.
PROJ. CATEGORY:	Widening and Reconstruction	PROJECT NUMBER:	TR0000	
DEPARTMENT:	Public Works	ACCOUNT NUMBER:	50	
MANAGER:	Angelo Lombardo	BEGIN & END DATES:	12/1/15	to 5/1/24
WARD(s):	6 8	LIFE EXPECTANCY:	20 Years	

**DETAILED PROJECT DESCRIPTION:**

The project widens and reconstructs 12th Avenue NW, between Rock Creek Road and Tecumseh Road.

**EXPENDITURE SCHEDULE through CITY Accounts by FY**

Account Number	Cost Element	TOTAL ALL FISCAL YRS	Actual Prior Years	Budget FYE 2017	FYE 2018	FYE 2019	FYE 2020	FYE 2021	FYE 2022	Beyond 5 Years
6201	Design	630,000						630,000		
6001	ROW	0								
6701	Utilities	0								
6101	Const	1,266,400								1,266,400
6301	Matls	0								
	<b>Total</b>	<b>1,896,400</b>	<b>0</b>	<b>0</b>	<b>0</b>	<b>0</b>	<b>0</b>	<b>630,000</b>	<b>0</b>	<b>1,266,400</b>

**OPERATING IMPACT:**

Negligible	Genl Fnd	\$5,000 per year for electricity and preventive maintenance
------------	----------	---

**STATUS & COMMENTS:**

City Council approved a programming resolution requesting federal funds for the project during the November 10, 2015 Council meeting. Federal funds through ACOG to pay for 80% of the construction cost will be requested in the coming years.

Project is eligible for recoupment.

**TOTAL PROJECT BUDGET BY FUND SOURCE AND PURPOSE:**

**THIS PROJECT NEEDS ASSISTANCE FROM:**

Purpose	Fnd 50	Fed. Aid	Total
Design	630,000		630,000
ROW	0		0
Utilities	0		0
Const.	1,266,400	5,065,840	6,332,240
Materials	0		0
<b>Total</b>	<b>1,896,400</b>	<b>5,065,840</b>	<b>6,962,240</b>

Bldg Maint	no
IT	yes
Pub Wks	yes
Utilities	yes
Parks	no
Other	yes

Reimbursable Account? no no

Last Update 2/16/17

**ANNUAL BUDGET**

**CITY OF NORMAN**

PROJECT TITLE:	12th Ave. SE and Triad Village - New Signal	PROJECT TYPE:	Transp. w/ Fedl Fndg	Improv.
PROJ. CATEGORY:	Traffic Signal - New	PROJECT NUMBER:	TR0061	
DEPARTMENT:	Public Works	ACCOUNT NUMBER:	050-9076-431	
MANAGER:	Michael D. Rayburn	BEGIN & END DATES:	6/1/04	to 12/1/19
WARD(s):	1	LIFE EXPECTANCY:	20 Years	

**DETAILED PROJECT DESCRIPTION:**

This intersection was recently evaluated as part of a Traffic Impact Assessment for the Bel-Aire Addition. The study concluded that the intersection of 12th Avenue SE and Triad Village Drive will need to be signalized with additional development in the area.

In order to provide adequate transportation facilities capable of accommodating the continued development of the area, the City and private developers will need to fund the design and construction of the new traffic signal. Private developers will be required to pay their proportional share of the total cost (17.49% of the cost of design and construction of the recommended improvements). The City of Norman will need to fund the rest based on their corresponding proportional share of the existing traffic, calculated at 82.51% of the local cost.

**EXPENDITURE SCHEDULE through CITY Accounts by FY**

Account Number	Cost Element	TOTAL ALL FISCAL YRS	Actual Prior Years	Budget FYE 2017	FYE 2018	FYE 2019	FYE 2020	FYE 2021	FYE 2022	Beyond 5 Years
6201	Design	20,000		15,000	5,000					
6001	ROW	0								
6701	Utilities	0								
6101	Const	41,252		30,000	11,252					
6301	Mats	0								
	<b>Total</b>	<b>61,252</b>	<b>0</b>	<b>45,000</b>	<b>16,252</b>	<b>0</b>	<b>0</b>	<b>0</b>	<b>0</b>	<b>0</b>

OPERATING IMPACT: 

Negligible	Genl Fnd	\$5,000 per year for electricity and preventive maintenance
------------	----------	---

**STATUS & COMMENTS:**

The project is eligible for federal funds to pay for 80% of the construction cost.

The signalization of the intersection is needed in order to support additional development in the area. City Council has already approved preliminary plats requiring the new signal. Traffic impact fees are being collected from the various developers in the area. Monitoring development and traffic volumes.

Need to request federal funds from ODOT.

**TOTAL PROJECT BUDGET BY FUND SOURCE AND PURPOSE:**

**THIS PROJECT NEEDS ASSISTANCE FROM:**

Purpose	Fnd 50	Fed. Aid	Private	Total
Design	23,499		3,499	26,998
ROW	0			0
Utilities	0			0
Const.	32,504	200,000	8,748	241,252
Materials	0			0
<b>Total</b>	<b>56,003</b>	<b>200,000</b>	<b>12,247</b>	<b>268,250</b>

Bldg Maint	no
IT	yes
Pub Wks	yes
Utilities	yes
Parks	no
Other	yes

Reimbursable Account? 

no	no	yes
----	----	-----

Last Update 2/16/17

**CITY OF NORMAN**

PROJECT TITLE:	24th Avenue NW & Tee Drive	PROJECT TYPE:	Transp. w/ Fedl Fndg	Improv.
PROJ. CATEGORY:	Intersection Widening with new traffic signal	PROJECT NUMBER:	TR0053	
DEPARTMENT:	Public Works	ACCOUNT NUMBER:	050-9079-431	
MANAGER:	Michael D. Rayburn	BEGIN & END DATES:	2/1/12	to 12/1/20
WARD(s):	8	LIFE EXPECTANCY:	20 Years	

**DETAILED PROJECT DESCRIPTION:**

This intersection was recently evaluated and found to meet some of the warrants for signalization. The project widens 24th Avenue NW to provide exclusive left turn lanes, signalizes the intersection, and interconnects the new traffic signal to other nearby signals.

**EXPENDITURE SCHEDULE through CITY Accounts by FY**

Account Number	Cost Element	TOTAL ALL FISCAL YRS	Actual Prior Years	Budget FYE 2017	FYE 2018	FYE 2019	FYE 2020	FYE 2021	FYE 2022	Beyond 5 Years
6201	Design	150,000		150,000						
6001	ROW	10,000		10,000						
6701	Utilities	120,000		120,000						
6101	Const	325,000			325,000					
6301	Matls	0								
	<b>Total</b>	<b>605,000</b>	<b>0</b>	<b>280,000</b>	<b>325,000</b>	<b>0</b>	<b>0</b>	<b>0</b>	<b>0</b>	<b>0</b>

**OPERATING IMPACT:**

Negligible	Genl Fnd	\$5,000 per year for electricity and preventive maintenance
------------	----------	---

**STATUS & COMMENTS:**

The project is eligible for federal funds to pay for 80% of the construction cost.

**TOTAL PROJECT BUDGET BY FUND SOURCE AND PURPOSE:**

Purpose	Fnd 50	Fed. Aid		Total
Design	150,000			150,000
ROW	10,000			10,000
Utilities	120,000			120,000
Const.	325,000	1,300,000		1,625,000
Materials	0			0
<b>Total</b>	<b>605,000</b>	<b>1,300,000</b>	<b>0</b>	<b>1,905,000</b>
Reimbursable Account?	no	no		

**THIS PROJECT NEEDS ASSISTANCE FROM:**

Bldg Maint	no
IT	yes
Pub Wks	yes
Utilities	yes
Parks	no
Other	yes

Last Update 2/16/17

**ANNUAL BUDGET**

**CITY OF NORMAN**

PROJECT TITLE:	36th Avenue NW & Crail Dr. - Traffic Signal	PROJECT TYPE:	Transp. w/ Fedl Fndg	Improv.
PROJ. CATEGORY:	Intersection Widening w / New Signal	PROJECT NUMBER:	TR0102	
DEPARTMENT:	Public Works	ACCOUNT NUMBER:	050-9079-431	
MANAGER:	Michael D. Rayburn	BEGIN & END DATES:	6/1/07	to 12/1/19
WARD(s):	8	LIFE EXPECTANCY:	20 Years	

**DETAILED PROJECT DESCRIPTION:**

The intersection of 36th Avenue NW and Crail Drive was recently evaluated as part of a Traffic Impact Assessment for the 36th North Business Park Addition. The study concluded that the intersection will need to be widened and signalized with future development.

**EXPENDITURE SCHEDULE through CITY Accounts by FY**

Account Number	Cost Element	TOTAL ALL FISCAL YRS	Actual Prior Years	Budget FYE 2017	FYE 2018	FYE 2019	FYE 2020	FYE 2021	FYE 2022	Beyond 5 Years
6201	Design	40,000		40,000						
6001	ROW	0								
6701	Utilities	0								
6101	Const	125,000	0			125,000				
6301	Matls	0								
<b>Total</b>		<b>165,000</b>	<b>0</b>	<b>40,000</b>	<b>0</b>	<b>125,000</b>	<b>0</b>	<b>0</b>	<b>0</b>	<b>0</b>

**OPERATING IMPACT:**

Negligible	Genl Fnd	\$5,000 per year for electricity and preventive maintenance
------------	----------	---

**STATUS & COMMENTS:**

The project is eligible for federal funds to pay for 80% of the construction cost. Federal funds in the amount of \$320,000 will be requested as part of ACOG's TIP.

The signalization of the intersection is needed in order to support additional development in the area. City Council has already approved a preliminary plat that requires the developer to contribute toward the cost of implementing the project.

**TOTAL PROJECT BUDGET BY FUND SOURCE AND PURPOSE:**

**THIS PROJECT NEEDS ASSISTANCE FROM:**

Purpose	Fnd 50	Fed. Aid	Private	Total
Design	13,320		26,680	40,000
ROW	0			0
Utilities	0			0
Const.	41,625	500,000	83,375	625,000
Materials	0			0
<b>Total</b>	<b>54,945</b>	<b>500,000</b>	<b>110,055</b>	<b>665,000</b>

Bldg Maint	no
IT	yes
Pub Wks	yes
Utilities	no
Parks	no
Other	yes

Reimbursable Account? no no yes

Last Update 2/16/17

**CITY OF NORMAN**

PROJECT TITLE:	36th Avenue NW & Tecumseh Road	PROJECT TYPE:	Transp. w/ Fedl Fndg	Improv.
PROJ. CATEGORY:	Intersection widening and traffic signal modification	PROJECT NUMBER:	TR0108	
DEPARTMENT:	Public Works	ACCOUNT NUMBER:	050-9079-431	
MANAGER:	John Clink	BEGIN & END DATES:	2/1/12	to 12/1/20
WARD(s):	8	LIFE EXPECTANCY:	20 Years	

**DETAILED PROJECT DESCRIPTION:**

The project adds an additional left turn lane for westbound traffic on Tecumseh Road turning south onto 36th Avenue NW.

**EXPENDITURE SCHEDULE through CITY Accounts by FY**

Account Number	Cost Element	TOTAL ALL FISCAL YRS	Actual Prior Years	Budget FYE 2017	FYE 2018	FYE 2019	FYE 2020	FYE 2021	FYE 2022	Beyond 5 Years
6201	Design	50,000			50,000					
6001	ROW	0								
6701	Utilities	0								
6101	Const	100,000				100,000				
6301	Matls	0								
	<b>Total</b>	<b>150,000</b>	<b>0</b>	<b>0</b>	<b>50,000</b>	<b>100,000</b>	<b>0</b>	<b>0</b>	<b>0</b>	<b>0</b>

**OPERATING IMPACT:**

Negligible	Genl Fnd	\$5,000 per year for electricity and preventive maintenance
------------	----------	---

**STATUS & COMMENTS:**

City Council approved a programming resolution requesting federal funds for the project during the November 10, 2015 Council meeting. Federal funds through ACOG to pay for 80% of the construction cost will be requested in the coming years

**TOTAL PROJECT BUDGET BY FUND SOURCE AND PURPOSE:**

**THIS PROJECT NEEDS ASSISTANCE FROM:**

Purpose	Fnd 50	Fed. Aid		Total
Design	50,000			50,000
ROW	0			0
Utilities	0			0
Const.	100,000	400,000		500,000
Materials	0			0
<b>Total</b>	<b>150,000</b>	<b>400,000</b>	<b>0</b>	<b>550,000</b>

Bldg Maint	no
IT	yes
Pub Wks	yes
Utilities	yes
Parks	no
Other	yes

Reimbursable Account? no no yes

Last Update 6/19/17

**ANNUAL BUDGET**

## CITY OF NORMAN

<b>PROJECT TITLE:</b> 36th Ave. NW @ Bart Conner Dr. & Cascade Blvd. <b>PROJ. CATEGORY:</b> New Signal & Interconenct <b>DEPARTMENT:</b> Public Works <b>MANAGER:</b> Michael D. Rayburn <b>WARD(s):</b> 8	<b>PROJECT TYPE:</b> Transp. w/ Fedl Fndg    Improvt. <b>PROJECT NUMBER:</b> TR0109 <b>ACCOUNT NUMBER:</b> 050-9076-431 <b>BEGIN &amp; END DATES:</b> 7/1/17    to    12/1/20 <b>LIFE EXPECTANCY:</b> 20 Years
--	--

**DETAILED PROJECT DESCRIPTION:**

The project signalizes the intersection of 36th Avenue NW with Bart Conner Drive and Cascade Boulevard, and interconnects the operation of traffic signals along 36th Avenue NW, between Robinson Street and Tecumseh Road.

The intersections of 36th Avenue NW and Cascade Boulevard was recently evaluated as part of a Traffic Impact Assessment for the Jolly Addition. The study concluded that the intersection needs to be signalized. Staff also conducted a study of traffic control needs at the 36th Avenue NW and Bart Conner Drive intersection and found traffic volumes to be high enough to justify a new traffic signal.

**EXPENDITURE SCHEDULE through CITY Accounts by FY**

Account Number	Cost Element	TOTAL ALL FISCAL YRS	Actual Prior Years	Budget FYE 2017	FYE 2018	FYE 2019	FYE 2020	FYE 2021	FYE 2022	Beyond 5 Years
6201	Design	60,000			60,000					
6001	ROW	0								
6701	Utilities	0								
6101	Const	0								
6301	Matls	0								
<b>Total</b>		<b>60,000</b>	<b>0</b>	<b>0</b>	<b>60,000</b>	<b>0</b>	<b>0</b>	<b>0</b>	<b>0</b>	<b>0</b>

**OPERATING IMPACT:**

Negligible	Genl Fnd	\$5,000 per year for electricity and preventive maintenance
------------	----------	---

**STATUS & COMMENTS:**

The project is eligible for federal funds to pay for 100% of the construction cost. Federal funds in the amount of \$1,000,000 were requested through ACOG and are included in the FFY 2020 TIP.

**TOTAL PROJECT BUDGET BY FUND SOURCE AND PURPOSE:**

**THIS PROJECT NEEDS ASSISTANCE FROM:**

Purpose	Fnd 50	Fed. Aid	Private	Total
Design	54,000		6,000	60,000
ROW	0			0
Utilities	0			0
Const.	0	1,000,000		1,000,000
Materials	0			0
<b>Total</b>	<b>54,000</b>	<b>1,000,000</b>	<b>6,000</b>	<b>1,060,000</b>
Reimbursable Account?	no	no	yes	

Bldg Maint	no
IT	yes
Pub Wks	yes
Utilities	no
Parks	no
Other	yes

Last Update    6/19/17

## ANNUAL BUDGET

**CITY OF NORMAN**

PROJECT TITLE:	36th NW - N. of Indian Hill to Moore City Limit	PROJECT TYPE:	Transp. w/ Fedl Fndg	Improv.
PROJ. CATEGORY:	Widening and Reconstruction	PROJECT NUMBER:	TR0103	
DEPARTMENT:	Public Works	ACCOUNT NUMBER:	50-9402-431	
MANAGER:	Angelo Lombardo	BEGIN & END DATES:	12/1/15	to 5/1/21
WARD(s):	8	LIFE EXPECTANCY:	20 Years	

**DETAILED PROJECT DESCRIPTION:**

The project widens and reconstructs 36th Avenue NW, between north of Indian Hills Road and the Moore City Limit, including the replacement of the Little River bridge.

**EXPENDITURE SCHEDULE through CITY Accounts by FY**

Account Number	Cost Element	TOTAL ALL FISCAL YRS	Actual Prior Years	Budget FYE 2017	FYE 2018	FYE 2019	FYE 2020	FYE 2021	FYE 2022	Beyond 5 Years
6201	Design	350,000				350,000				
6001	ROW	0								
6701	Utilities	0								
6101	Const	702,500						702,500		
6301	Matls	0								
	<b>Total</b>	<b>1,052,500</b>	<b>0</b>	<b>0</b>	<b>0</b>	<b>350,000</b>	<b>0</b>	<b>702,500</b>	<b>0</b>	<b>0</b>

**OPERATING IMPACT:**

Negligible	Genl Fnd	\$5,000 per year for electricity and preventive maintenance
------------	----------	---

**STATUS & COMMENTS:**

City Council approved a programming resolution requesting federal funds for the project during the November 10, 2015 Council meeting. Federal funds through ACOG to pay for 80% of the construction cost will be requested in the coming years.

The proposed improvements are eligible for recoupment.

The City of Moore will share in the cost of design and construction of the bridge over Little River.

**TOTAL PROJECT BUDGET BY FUND SOURCE AND PURPOSE:**

**THIS PROJECT NEEDS ASSISTANCE FROM:**

Purpose	Fnd 50	Fed. Aid		Total
Design	350,000			350,000
ROW	0			0
Utilities	0			0
Const.	702,500	2,810,000		3,512,500
Materials	0			0
<b>Total</b>	<b>1,052,500</b>	<b>2,810,000</b>	<b>0</b>	<b>3,862,500</b>

Bldg Maint	no
IT	no
Pub Wks	yes
Utilities	yes
Parks	no
Other	yes

Reimbursable Account? no no

Last Update 2/16/17

**ANNUAL BUDGET**

**CITY OF NORMAN**

PROJECT TITLE:	36th SE - Cedar Lane to State Hwy. 9	PROJECT TYPE:	Transp. w/ Fedl Fndg	Improv.
PROJ. CATEGORY:	Widening and Reconstruction	PROJECT NUMBER:	TR0000	
DEPARTMENT:	Public Works	ACCOUNT NUMBER:	50	
MANAGER:	Angelo Lombardo	BEGIN & END DATES:	12/1/15	to 5/1/21
WARD(s):	5	LIFE EXPECTANCY:	20 Years	

**DETAILED PROJECT DESCRIPTION:**

The project widens and reconstructs 36th Avenue SE, between Cedar Lane Road and State Highway 9.

**EXPENDITURE SCHEDULE through CITY Accounts by FY**

Account Number	Cost Element	TOTAL ALL FISCAL YRS	Actual Prior Years	Budget FYE 2017	FYE 2018	FYE 2019	FYE 2020	FYE 2021	FYE 2022	Beyond 5 Years
6201	Design	700,000					700,000			
6001	ROW	0								
6701	Utilities	0								
6101	Const	1,347,970	0						1,347,970	
6301	Matls	0								
	<b>Total</b>	<b>2,047,970</b>	<b>0</b>	<b>0</b>	<b>0</b>	<b>0</b>	<b>700,000</b>	<b>0</b>	<b>1,347,970</b>	<b>0</b>

**OPERATING IMPACT:**

Negligible	Genl Fnd	\$5,000 per year for electricity and preventive maintenance
------------	----------	---

**STATUS & COMMENTS:**

City Council approved a programming resolution requesting federal funds for the project during the November 10, 2015 Council meeting. Federal funds through ACOG to pay for 80% of the construction cost will be requested in the coming years.

The proposed improvements are eligible for recoupment.

**TOTAL PROJECT BUDGET BY FUND SOURCE AND PURPOSE:**

**THIS PROJECT NEEDS ASSISTANCE FROM:**

Purpose	Fnd 50	Fed. Aid		Total
Design	700,000			700,000
ROW	0			0
Utilities	0			0
Const.	1,347,970	5,391,880		6,739,850
Materials	0			0
<b>Total</b>	<b>2,047,970</b>	<b>5,391,880</b>	<b>0</b>	<b>7,439,850</b>

Bldg Maint	no
IT	yes
Pub Wks	yes
Utilities	yes
Parks	no
Other	yes

Reimbursable Account?

no

no

Last Update

2/16/17

**ANNUAL BUDGET**



**CITY OF NORMAN**

PROJECT TITLE:	ADA Sidewalk Compliance Audit & Repair	PROJECT TYPE:	Transp. w/ Fedl Fndg	Maint.
PROJ. CATEGORY:	Sidewalks	PROJECT NUMBER:	TC0038	
DEPARTMENT:	Public Works	ACCOUNT NUMBER:	050-9206-431	
MANAGER:	Sean O'Leary	BEGIN & END DATES:	12/1/15	to 5/1/21
WARD(s):	All	LIFE EXPECTANCY:	20 Years	

**DETAILED PROJECT DESCRIPTION:**

The project locates non-ADA compliant sidewalks, makes minor repairs, and identifies locations for larger repairs. Specified locations will be in one square mile areas surveyed for the Sidewalk Master Plan.

**EXPENDITURE SCHEDULE through CITY Accounts by FY**

Account Number	Cost Element	TOTAL ALL FISCAL YRS	Actual Prior Years	Budget FYE 2017	FYE 2018	FYE 2019	FYE 2020	FYE 2021	FYE 2022	Beyond 5 Years
6201	Design	0								
6001	ROW	0								
6701	Utilities	0								
6101	Const	798,260		298,260	100,000	100,000	100,000	100,000	100,000	ongoing
6301	Mats	0								
	<b>Total</b>	<b>798,260</b>	<b>0</b>	<b>298,260</b>	<b>100,000</b>	<b>100,000</b>	<b>100,000</b>	<b>100,000</b>	<b>100,000</b>	<b>0</b>

OPERATING IMPACT:

Negligible	Genl Fnd	\$5,000 per year for electricity and preventive maintenance
------------	----------	---

**STATUS & COMMENTS:**

**TOTAL PROJECT BUDGET BY FUND SOURCE AND PURPOSE:**

Purpose	Fnd 50	Fed. Aid	Total
Design	0		0
ROW	0		0
Utilities	0		0
Const.	798,260		798,260
Materials	0		0
<b>Total</b>	<b>798,260</b>	<b>0</b>	<b>798,260</b>

**THIS PROJECT NEEDS ASSISTANCE FROM:**

Bldg Maint	
IT	
Pub Wks	
Utilities	
Parks	
Other	

Reimbursable Account? no no

Last Update 4/5/17

**ANNUAL BUDGET**

**CITY OF NORMAN**

PROJECT TITLE:	Cedar Lane - E. of 24th SE to 36th SE	PROJECT TYPE:	Transp. w/ Fedl Fndg	Improv.
PROJ. CATEGORY:	Widening and Reconstruction	PROJECT NUMBER:	TR0106	
DEPARTMENT:	Public Works	ACCOUNT NUMBER:	050-9552-431	
MANAGER:	Tim Miles	BEGIN & END DATES:	12/1/15	to 5/1/21
WARD(s):	5	LIFE EXPECTANCY:	20 Years	

**DETAILED PROJECT DESCRIPTION:**

The project extends the improvements recently completed along Cedar Lane Road east to the intersection of 36th Avenue SE, including a traffic signal and other safety improvement at the intersection of 36th Avenue SE.

**EXPENDITURE SCHEDULE through CITY Accounts by FY**

Account Number	Cost Element	TOTAL ALL FISCAL YRS	Actual Prior Years	Budget FYE 2017	FYE 2018	FYE 2019	FYE 2020	FYE 2021	FYE 2022	Beyond 5 Years
6201	Design	400,000		200,000	200,000					
6001	ROW	430,000					430,000			
6701	Utilities	61,000					61,000			
6101	Const	1,817,000						1,817,000		
6301	Matls	0								
	<b>Total</b>	<b>2,708,000</b>	<b>0</b>	<b>200,000</b>	<b>200,000</b>	<b>0</b>	<b>491,000</b>	<b>1,817,000</b>	<b>0</b>	<b>0</b>

**OPERATING IMPACT:**

Negligible	Genl Fnd	\$5,000 per year for electricity and preventive maintenance
------------	----------	---

**STATUS & COMMENTS:**

City Council approved a programming resolution requesting federal funds for the project during the November 10, 2015 Council meeting. Federal funds through ACOG to pay for 80% of the construction cost will be requested in the coming years.

The proposed improvements are eligible for recoupment.

**TOTAL PROJECT BUDGET BY FUND SOURCE AND PURPOSE:**

**THIS PROJECT NEEDS ASSISTANCE FROM:**

Purpose	Fnd 50	Fed. Aid		Total
Design	400,000			400,000
ROW	430,000			430,000
Utilities	61,000			61,000
Const.	1,817,000	7,283,000		9,100,000
Materials	0			0
<b>Total</b>	<b>2,708,000</b>	<b>7,283,000</b>	<b>0</b>	<b>9,991,000</b>

Bldg Maint	no
IT	no
Pub Wks	yes
Utilities	yes
Parks	no
Other	yes

Reimbursable Account? no

Last Update 1/27/17

**ANNUAL BUDGET**

**CITY OF NORMAN**

PROJECT TITLE:	Classen Sidewalks: Boyd to 12th SE	PROJECT TYPE:	Transp. w/ Fedl Fndg	Improv.
PROJ. CATEGORY:	New Sidewalks	PROJECT NUMBER:	TR0110	
DEPARTMENT:	Public Works	ACCOUNT NUMBER:	050-9712-431	
MANAGER:	Michael Rayburn	BEGIN & END DATES:	12/1/12	to 5/1/18
WARD(s):	1 7	LIFE EXPECTANCY:	20 Years	

**DETAILED PROJECT DESCRIPTION:**

The project fills several sidewalk gaps along both sides of Classen Boulevard, between Boyd Street and 12th Avenue SE

**EXPENDITURE SCHEDULE through CITY Accounts by FY**

Account Number	Cost Element	TOTAL ALL FISCAL YRS	Actual Prior Years	Budget FYE 2017	FYE 2018	FYE 2019	FYE 2020	FYE 2021	FYE 2022	Beyond 5 Years
6201	Design	15,000			15,000					
6001	ROW	0								
6701	Utilities	0								
6101	Const	33,000				33,000				
6301	Matls	0								
	<b>Total</b>	<b>48,000</b>	<b>0</b>	<b>0</b>	<b>15,000</b>	<b>33,000</b>	<b>0</b>	<b>0</b>	<b>0</b>	<b>0</b>

**OPERATING IMPACT:**

Negligible    Genl Fnd    \$5,000 per year for electricity and preventive maintenance

**STATUS & COMMENTS:**

Federal funds through ACOG were requested for Federal Fiscal Year 2017 to pay for 80% of the construction cost.

**TOTAL PROJECT BUDGET BY FUND SOURCE AND PURPOSE:**

**THIS PROJECT NEEDS ASSISTANCE FROM:**

Purpose	Fnd 50	Fed. Aid		Total
Design	15,000			15,000
ROW	0			0
Utilities	0			0
Const.	33,000	132,000		165,000
Materials	0			0
<b>Total</b>	<b>48,000</b>	<b>132,000</b>	<b>0</b>	<b>180,000</b>
Reimbursable Account?	no	no		

Bldg Maint	no
IT	no
Pub Wks	yes
Utilities	no
Parks	no
Other	yes

Last Update 2/16/17

**CITY OF NORMAN**

PROJECT TITLE:	Constitution Multi Modal Path Extension	PROJECT TYPE:	Transp. w/ Fedl Fndg	Improv.
PROJ. CATEGORY:	Other Special Traffic Improvement Projects	PROJECT NUMBER:	TR0111	
DEPARTMENT:	Public Works	ACCOUNT NUMBER:	050-9688-431, 022-9097-452	
MANAGER:	Angelo A. Lombardo	BEGIN & END DATES:	7/1/17	to 12/1/19
WARD(s):	7	LIFE EXPECTANCY:	20 Years	

**DETAILED PROJECT DESCRIPTION:**

New Multimodal Path Project along Constitution Street, between Jenkins Avenue and Classen Boulevard.

The project includes construction of a 10-foot wide multimodal path along the north side of Constitution Street.

**EXPENDITURE SCHEDULE through CITY Accounts by FY**

Account Number	Cost Element	TOTAL ALL FISCAL YRS	Actual Prior Years	Budget FYE 2017	FYE 2018	FYE 2019	FYE 2020	FYE 2021	FYE 2022	Beyond 5 Years
050-9688-431.62-01	Design	70,000			70,000					0
6001	ROW	0								0
6701	Utilities	0								0
050-9688-431.61-01	Const	150,000				150,000				0
022-9097-452.61-01	Const	600,000				600,000				0
6301	Matls	0								0
	<b>Total Fund 50</b>	<b>220,000</b>	<b>0</b>	<b>0</b>	<b>70,000</b>	<b>150,000</b>	<b>0</b>	<b>0</b>	<b>0</b>	<b>0</b>
	<b>Total Fund 22</b>	<b>600,000</b>	<b>0</b>	<b>0</b>	<b>0</b>	<b>600,000</b>	<b>0</b>	<b>0</b>	<b>0</b>	<b>0</b>

OPERATING IMPACT: Negligible    Genl Fnd    \$5,000 per year for preventive maintenance

**STATUS & COMMENTS:**

Federal funds in the amount of \$600,000 will be sought through the Transportation Alternatives grant program administered by ACOG. These funds will need to be up fronted by the City.

**TOTAL PROJECT BUDGET BY FUND SOURCE AND PURPOSE:**

**THIS PROJECT NEEDS ASSISTANCE FROM:**

Purpose	Fnd 50	Fed. Aid	Total
Design	70,000		70,000
ROW	0		0
Utilities	0		0
Const.	150,000	600,000	750,000
Materials	0		0
<b>Total</b>	<b>220,000</b>	<b>600,000</b>	<b>820,000</b>
Reimbursable Account?	no	yes	

Bldg Maint	no
IT	no
Pub Wks	yes
Utilities	no
Parks	yes
Other	yes

Last Update 6/19/17

**CITY OF NORMAN**

PROJECT TITLE:	Flood Avenue Multi Modal Path	PROJECT TYPE:	Transp. w/ Fedl Fndg	Improv.
PROJ. CATEGORY:	Other Special Traffic Improvement Projects	PROJECT NUMBER:	TR0112	
DEPARTMENT:	Public Works	ACCOUNT NUMBER:	050-9668-431/ 022-9097-452	
MANAGER:	Angelo A. Lombardo	BEGIN & END DATES:	7/1/17	to 12/1/19
WARD(s):	7	LIFE EXPECTANCY:	20 Years	

**DETAILED PROJECT DESCRIPTION:**

New Multimodal Path Project along Flood Avenue, between Robinson Street and Tecumseh Road.

The project includes construction of a 10-foot wide multimodal path along the west side of Flood Avenue.

**EXPENDITURE SCHEDULE through CITY Accounts by FY**

Account Number	Cost Element	TOTAL ALL FISCAL YRS	Actual Prior Years	Budget FYE 2017	FYE 2018	FYE 2019	FYE 2020	FYE 2021	FYE 2022	Beyond 5 Years
050-9688-431.62-01	Design	70,000			70,000					0
6001	ROW	0								0
6701	Utilities	0								0
050-9688-431.61-01	Const	150,000			150,000					0
022-9097-452.61-01	Const	600,000			600,000					0
6301	Matls	0								0
	Total Fund 50	220,000	0	0	70,000	150,000	0	0	0	0
	Total Fund 22	600,000	0	0	0	600,000	0	0	0	0

OPERATING IMPACT: Negligible Genl Fnd \$5,000 per year for preventive maintenance

**STATUS & COMMENTS:**

Federal funds in the amount of \$600,000 will be sought through the Transportation Alternatives grant program administered by ACOG. These funds will need to be up fronted by the City.

**TOTAL PROJECT BUDGET BY FUND SOURCE AND PURPOSE:**

**THIS PROJECT NEEDS ASSISTANCE FROM:**

Purpose	Fnd 50	Fed. Aid	Total
Design	70,000		70,000
ROW	0		0
Utilities	0		0
Const.	150,000	600,000	750,000
Materials	0		0
<b>Total</b>	<b>220,000</b>	<b>600,000</b>	<b>820,000</b>

Bldg Maint	no
IT	no
Pub Wks	yes
Utilities	no
Parks	no
Other	yes

Reimbursable Account? no yes

Last Update 6/19/17

**ANNUAL BUDGET**

**CITY OF NORMAN**

PROJECT TITLE:	Flood Ave. (US 77) and Venture Dr. - New Signal	PROJECT TYPE:	Transp. w/ Fedl Fndg	Improv.
PROJ. CATEGORY:	Traffic Signal - New	PROJECT NUMBER:	TR0064	
DEPARTMENT:	Public Works	ACCOUNT NUMBER:	050-9076-431	
MANAGER:	Michael D. Rayburn	BEGIN & END DATES:	6/1/04	to 12/1/18
WARD(s):	1	LIFE EXPECTANCY:	20 Years	

**DETAILED PROJECT DESCRIPTION:**

This intersection was recently evaluated as part of a Traffic Impact Assessment for the Franklin Business Park Addition. The study concluded that the intersection of Flood Avenue and Venture Drive will need to be signalized with additional development in the area.

In order to provide adequate transportation facilities capable of accommodating the continued development of the area, the City and private developers will need to fund the design and construction of the new traffic signal. Private developers will be required to pay their proportional share of the \$145,000 total cost (29.00% of the cost of design and construction of the recommended improvements). The City of Norman will need to fund the rest based on their corresponding proportional share of the existing traffic, calculated at 71.00% of the local cost.

**EXPENDITURE SCHEDULE through CITY Accounts by FY**

Account Number	Cost Element	TOTAL ALL FISCAL YRS	Actual Prior Years	Budget FYE 2017	FYE 2018	FYE 2019	FYE 2020	FYE 2021	FYE 2022	Beyond 5 Years
6201	Design	20,810		20,810						
6001	ROW	0								
6701	Utilities	0								
6101	Const	40,000		30,000	10,000					
6301	Mats	0								
	<b>Total</b>	<b>60,810</b>	<b>0</b>	<b>50,810</b>	<b>10,000</b>	<b>0</b>	<b>0</b>	<b>0</b>	<b>0</b>	<b>0</b>

OPERATING IMPACT: Negligible    Genl Fnd    \$5,000 per year for electricity and preventive maintenance

**STATUS & COMMENTS:**

The project is eligible for federal funds to pay for 80% of the construction cost. Need to request funds from ODOT.

The signalization of the intersection is needed in order to support additional development in the area. City Council has already approved preliminary plats requiring the new signal.

Traffic impact fees are being collected from the various developers in the area.

**TOTAL PROJECT BUDGET BY FUND SOURCE AND PURPOSE:**

**THIS PROJECT NEEDS ASSISTANCE FROM:**

Purpose	Fnd 50	Fed. Aid	Private	Total
Design	16,460		4,350	20,810
ROW	0			0
Utilities	0			0
Const.	31,300	160,000	8,700	200,000
Materials	0			0
<b>Total</b>	<b>47,760</b>	<b>160,000</b>	<b>13,050</b>	<b>220,810</b>

Bldg Maint	no
IT	yes
Pub Wks	yes
Utilities	no
Parks	no
Other	yes

Reimbursable Account?    no    no    yes    Last Update    2/16/17

**ANNUAL BUDGET**

**CITY OF NORMAN**

PROJECT TITLE:	Flood Sidewalks	PROJECT TYPE:	Transp. w/ Fedl Fndg	Improv.
PROJ. CATEGORY:	New Sidewalks	PROJECT NUMBER:	TR0113	
DEPARTMENT:	Public Works	ACCOUNT NUMBER:	050-9712-431	
MANAGER:	Michael Rayburn	BEGIN & END DATES:	12/1/15	to 5/1/18
WARD(s):	4	LIFE EXPECTANCY:	20 Years	

**DETAILED PROJECT DESCRIPTION:**

The project fills several sidewalk gaps along both sides of Flood Avenue, between Gray Street and Acres Street

**EXPENDITURE SCHEDULE through CITY Accounts by FY**

Account Number	Cost Element	TOTAL ALL FISCAL YRS	Actual Prior Years	Budget FYE 2017	FYE 2018	FYE 2019	FYE 2020	FYE 2021	FYE 2022	Beyond 5 Years
6201	Design	20,000			20,000					
6001	ROW	0								
6701	Utilities	0								
6101	Const	53,000	0				53,000			
6301	Matls	0								
	<b>Total</b>	<b>73,000</b>	<b>0</b>	<b>0</b>	<b>20,000</b>	<b>0</b>	<b>53,000</b>	<b>0</b>	<b>0</b>	<b>0</b>

**OPERATING IMPACT:**

Negligible	Genl Fnd	\$5,000 per year for electricity and preventive maintenance
------------	----------	---

**STATUS & COMMENTS:**

Federal funds through ACOG were requested for Federal Fiscal Year 2018 to pay for 80% of the construction cost.

Project plans are being developed "in house" by the Traffic Control Division.

**TOTAL PROJECT BUDGET BY FUND SOURCE AND PURPOSE:**

Purpose	Fnd 50	Fed. Aid	Total
Design	20,000		20,000
ROW	0		0
Utilities	0		0
Const.	53,000	212,000	265,000
Materials	0		0
<b>Total</b>	<b>73,000</b>	<b>212,000</b>	<b>285,000</b>

**THIS PROJECT NEEDS ASSISTANCE FROM:**

Bldg Maint	no
IT	no
Pub Wks	yes
Utilities	no
Parks	no
Other	yes

Reimbursable Account? no

Last Update 6/19/17

**ANNUAL BUDGET**

## CITY OF NORMAN

<b>PROJECT TITLE:</b> Imhoff and Constitution Intersection Realignment <b>PROJ. CATEGORY:</b> Roadway Widening <b>DEPARTMENT:</b> Public Works <b>MANAGER:</b> John Clink <b>WARD(s):</b> 7	<b>PROJECT TYPE:</b> Transp. w/ Fedl Fndg      Improv. <b>PROJECT NUMBER:</b> TR <b>ACCOUNT NUMBER:</b> 50- <b>BEGIN &amp; END DATES:</b> 8/1/16      to      9/1/22 <b>LIFE EXPECTANCY:</b> 20 Years
---	---

**DETAILED PROJECT DESCRIPTION:**

This project will realign Imhoff Road and Constitution Street to provide a common intersection at Jenkins Avenue

**EXPENDITURE SCHEDULE through CITY Accounts by FY**

Account Number	Cost Element	TOTAL ALL FISCAL YRS	Actual Prior Years	Budget FYE 2017	FYE 2018	FYE 2019	FYE 2020	FYE 2021	FYE 2022	Beyond 5 Years
6201	Design	250,000						250,000		
6001	ROW	0								
6701	Utilities	350,000						350,000		
6101	Const	720,000								720,000
6301	Mats	0								
		0								
<b>Total</b>		<b>1,320,000</b>	<b>0</b>	<b>0</b>	<b>0</b>	<b>0</b>	<b>0</b>	<b>600,000</b>	<b>0</b>	<b>720,000</b>

**OPERATING IMPACT:**

negligible	Genl Fnd	Maintenance of roadway, signals and lighting
------------	----------	--

**STATUS & COMMENTS:**

**TOTAL PROJECT BUDGET BY FUND SOURCE AND PURPOSE:**

Purpose	Fnd 50	Fed. Aid		Total
Design	250,000			250,000
ROW	0			0
Utilities	350,000			350,000
Const.	720,000	2,880,000		3,600,000
Materials	0			0
<b>Total</b>	<b>1,320,000</b>	<b>2,880,000</b>	<b>0</b>	<b>4,200,000</b>
Reimbursable Account?	no	no		

**THIS PROJECT NEEDS ASSISTANCE FROM:**

Bldg Maint	
IT	
Pub Wks	
Utilities	
Parks	
Other	

Last Update      1/27/17

## ANNUAL BUDGET



**CITY OF NORMAN**

PROJECT TITLE:	Indian Hills Road Signals	PROJECT TYPE:	Transp. w/ Fedl Fndg	Improv.
PROJ. CATEGORY:	Intersection Widening w/ new or modified signal	PROJECT NUMBER:	TR0080	
DEPARTMENT:	Public Works	ACCOUNT NUMBER:	050-9079-431	
MANAGER:	Michael D. Rayburn	BEGIN & END DATES:	6/1/05	to 12/1/16
WARD(s):	8	LIFE EXPECTANCY:	20 Years	

**DETAILED PROJECT DESCRIPTION:**

The project provides new traffic signals at the intersections of Indian Hills Road with 36th Avenue NW, North Interstate Drive and Interstate Drive, including their interconnection.

The intersections were recently evaluated as part of a Traffic Impact Assessment for the Commerce Parkway Addition. The study concluded that the intersections will need to be widened and signalized with future development.

**EXPENDITURE SCHEDULE through CITY Accounts by FY**

Account Number	Cost Element	TOTAL ALL FISCAL YRS	Actual Prior Years	Budget FYE 2017	FYE 2018	FYE 2019	FYE 2020	FYE 2021	FYE 2022	Beyond 5 Years
050-9079-431.62-01	Design	100,000				100,000				
050-9079-431.61-01	Const	200,000	0			200,000				
<b>Total</b>		<b>300,000</b>	<b>0</b>	<b>0</b>	<b>0</b>	<b>300,000</b>	<b>0</b>	<b>0</b>	<b>0</b>	<b>0</b>

**OPERATING IMPACT:**

Slight	Genl Fnd	\$15,000 per year for electricity and preventive maintenance
--------	----------	--

**STATUS & COMMENTS:**

The project is eligible for federal funds to pay for 80% of the construction cost.

The signalization of the intersections is needed in order to support additional development in the area. City Council has already approved preliminary plats requiring the improvements. Traffic impact fees are being collected from the various developers in the area.

ODOT has evaluated the intersections and determined that signalization warrants are met. Waiting on a funding commitment from ODOT.

**TOTAL PROJECT BUDGET BY FUND SOURCE AND PURPOSE:**

**THIS PROJECT NEEDS ASSISTANCE FROM:**

Purpose	Fnd 50	Fed. Aid	Private	Total
Design	50,000		50,000	100,000
ROW	0			0
Utilities	0			0
Const.	100,000	800,000	100,000	1,000,000
Materials				0
<b>Total</b>	<b>150,000</b>	<b>800,000</b>	<b>150,000</b>	<b>1,100,000</b>

Bldg Maint	
IT	
Pub Wks	
Utilities	
Parks	
Other	

Reimbursable Account? no no yes

Last Update 4/5/17

**CITY OF NORMAN**

PROJECT TITLE:	Legacy Trail Multi Modal Path Extension	PROJECT TYPE:	Transp. w/ Fedl Fndg	Improv.
PROJ. CATEGORY:	Other Special Traffic Improvement Projects	PROJECT NUMBER:	TR0082	
DEPARTMENT:	Public Works	ACCOUNT NUMBER:	050-9688-431, 022-9097-452	
MANAGER:	Angelo A. Lombardo	BEGIN & END DATES:	3/1/12	to 12/1/17
WARD(s):	8	LIFE EXPECTANCY:	20 Years	

**DETAILED PROJECT DESCRIPTION:**

The Legacy Trail Multimodal Path Extension Project is located in northwest Norman. The proposed improvements will fill critical gaps along the City's most important bicycle and pedestrian transportation facility.

The project includes construction of 2,275 of 10-foot wide multimodal path along 24th Avenue NW and 36th Avenue NW.

**EXPENDITURE SCHEDULE through CITY Accounts by FY**

Account Number	Cost Element	TOTAL ALL FISCAL YRS	Actual Prior Years	Budget FYE 2017	FYE 2018	FYE 2019	FYE 2020	FYE 2021	FYE 2022	Beyond 5 Years
050-9688-431.62-01	Design	16,500	0	16,500						0
022-9097-452.62-01	Design	56,000	0	56,000						0
050-9688-431.61-01	Const	364,000	0	186,000	178,000					0
022-9097-452.61-01	Const	544,000	0	544,000						0
	Total Fund 50	380,500	0	202,500	178,000	0	0	0	0	0
	Total Fund 22	600,000	0	600,000	0	0	0	0	0	0

OPERATING IMPACT: Negligible Genl Fnd \$5,000 per year for preventive maintenance

**STATUS & COMMENTS:**

Federal funds in the amount of \$600,000 have been secured through the Transportation Enhancement grant program administered by ODOT. These funds will need to be up fronted by the City.

Council approved contract K-1516-64 with Cabbinees Engineering for design of the project.

**TOTAL PROJECT BUDGET BY FUND SOURCE AND PURPOSE:**

**THIS PROJECT NEEDS ASSISTANCE FROM:**

Purpose	Fnd 50	Fed. Aid	Total
Design	16,500	56,000	72,500
ROW	0		0
Utilities	0		0
Const.	364,000	544,000	908,000
Materials			0
<b>Total</b>	<b>380,500</b>	<b>600,000</b>	<b>980,500</b>

Bldg Maint	no
IT	no
Pub Wks	yes
Utilities	no
Parks	no
Other	yes

Reimbursable Account? no

yes

Last Update 2/16/17

**ANNUAL BUDGET**

**CITY OF NORMAN**

PROJECT TITLE:	Lindsey St. Interchange Aesthetics	PROJECT TYPE:	Transp Cty Fnd Only	Maint.
PROJ. CATEGORY:	Roadway Improvements	PROJECT NUMBER:	TC0045	
DEPARTMENT:	Public Works	ACCOUNT NUMBER:	050-9584-431	
MANAGER:	John Clink	BEGIN & END DATES:	7/1/17	to 7/1/18
WARD(s):	All	LIFE EXPECTANCY:	20 yrs.	

**DETAILED PROJECT DESCRIPTION:**

This project will add aesthetic enhancements and landscaping to the bridge deck of the Lindsey Street Interchange similar to the aesthetic enhancements and landscaping on the Main Street Interchange

**EXPENDITURE SCHEDULE through CITY Accounts by FY**

Account Number	Cost Element	TOTAL ALL FISCAL YRS	Actual Prior Years	Budget FYE 2017	FYE 2018	FYE 2019	FYE 2020	FYE 2021	FYE 2022	Beyond 5 Years
	Design	0								
	ROW	0								
	Utilities	0								
6101	Const	349,385	264,385		85,000					
		0								
		0								
	<b>Total</b>	<b>349,385</b>	<b>264,385</b>	<b>0</b>	<b>85,000</b>	<b>0</b>	<b>0</b>	<b>0</b>	<b>0</b>	<b>0</b>

OPERATING IMPACT: 

positive	Genl Fnd
----------	----------

**STATUS & COMMENTS:**

Construction of the Lindsey Street Interchange should be complete by summer 2017. The landscaping will be installed in the fall of 2017.

**TOTAL PROJECT BUDGET BY FUND SOURCE AND PURPOSE:**

Purpose	Fnd 50		Total
Design	0		0
ROW	0		0
Utilities	0		0
Const.	349,385		349,385
Materials			0
<b>Total</b>	<b>349,385</b>	<b>0</b>	<b>349,385</b>
Reimbursable Account?	no		

**THIS PROJECT NEEDS ASSISTANCE FROM:**

Bldg Maint	no
IT	no
Pub Wks	yes
Utilities	no
Parks	yes
Other	no

Last Update 6/19/17

**ANNUAL BUDGET**

**CITY OF NORMAN**

PROJECT TITLE:	ODOT Audit Adjustment	PROJECT TYPE:	Transp. w/ Fedl Fndg	Improv.
PROJ. CATEGORY:	Roadway	PROJECT NUMBER:	TR0068	
DEPARTMENT:	Public Works	ACCOUNT NUMBER:	050-9535-431	
MANAGER:	John Clink	BEGIN & END DATES:	1/1/09	to
WARD(s):	All	LIFE EXPECTANCY:		

**DETAILED PROJECT DESCRIPTION:**

In January 2009, Council adopted a new policy involving the creation of a project account called the ODOT Audit Adjustment Account with \$100,000 dedicated to payment of ODOT final invoices. The intent of the policy was to replenish the account each budget year up to the balance of \$100,000. Establishing this account, creates a process for all pending project accounts to be closed and the remaining project funds transferred back to the Capital Fund balance to be available for other projects. Since ODOT's final audit process takes three to seven years to complete, it was felt this process would free up the unencumbered project funds more quickly.

**EXPENDITURE SCHEDULE through CITY Accounts by FY**

Account Number	Cost Element	TOTAL ALL FISCAL YRS	Actual Prior Years	Budget FYE 2017	FYE 2018	FYE 2019	FYE 2020	FYE 2021	FYE 2022	Beyond 5 Years
6101	Design	0								
6001	ROW	0								
6701	Utilities	0								
6101	Const	1,503,934	693,967	209,967	100,000	100,000	100,000	100,000	100,000	100,000
6301	Matls	0								
		0								
	<b>Total</b>	<b>1,503,934</b>	<b>693,967</b>	<b>209,967</b>	<b>100,000</b>	<b>100,000</b>	<b>100,000</b>	<b>100,000</b>	<b>100,000</b>	<b>100,000</b>

OPERATING IMPACT: negligible Genl Fnd

**STATUS & COMMENTS:**

Staff is expexting final invoices on the following Projects: Indian Hills Bridge over I-35, Robinson Street Underpass, Robinson Street and 12th Avenue NE, McGee sidewalks from SH-9 to Lindsey, 24th Avenue Fiber Interconnect (Stimulus)

**TOTAL PROJECT BUDGET BY FUND SOURCE AND PURPOSE:**

Purpose	Fnd 50	Total
Design	0	0
ROW	0	0
Utilities	0	0
Const.	1,503,934	1,503,934
Materials	0	0
<b>Total</b>	<b>1,503,934</b>	<b>1,503,934</b>
Reimbursable Account?	no	

**THIS PROJECT NEEDS ASSISTANCE FROM:**

Bldg Maint	
IT	
Pub Wks	
Utilities	
Parks	
Other	

Last Update 1/27/17

**ANNUAL BUDGET**

**CITY OF NORMAN**

PROJECT TITLE:	Porter Avenue and Acres Street	PROJECT TYPE:	Transp. w/ Fedl Fndg	Improv.
PROJ. CATEGORY:	Intersection Widening with new traffic signal	PROJECT NUMBER:	TR0097	
DEPARTMENT:	Public Works	ACCOUNT NUMBER:	050-9079-431	
MANAGER:	Michael Rayburn	BEGIN & END DATES:	2/1/12	to 2/1/21
WARD(s):	4	LIFE EXPECTANCY:	20 Years	

**DETAILED PROJECT DESCRIPTION:**

Cabbiness Engineering was hired to evaluate this intersection and to recommend improvements that address vehicular and pedestrian safety. The study recommended the widening of Porter Avenue to provide dedicated left turn lanes and a new traffic signal.

**EXPENDITURE SCHEDULE through CITY Accounts by FY**

Account Number	Cost Element	TOTAL ALL FISCAL YRS	Actual Prior Years	Budget FYE 2017	FYE 2018	FYE 2019	FYE 2020	FYE 2021	FYE 2022	Beyond 5 Years
6201	Design	160,000		160,000						
6001	ROW	250,000					250,000			
6701	Utilities	200,000						200,000		
6101	Const	400,000	0						400,000	
6301	Matls	0								
	<b>Total</b>	<b>1,010,000</b>	<b>0</b>	<b>160,000</b>	<b>0</b>	<b>0</b>	<b>250,000</b>	<b>200,000</b>	<b>400,000</b>	<b>0</b>

**OPERATING IMPACT:**

Negligible	Genl Fnd	\$5,000 per year for electricity and preventive maintenance
------------	----------	---

**STATUS & COMMENTS:**

The project is eligible for federal funds to pay for 80% of the construction cost.

**TOTAL PROJECT BUDGET BY FUND SOURCE AND PURPOSE:**

**THIS PROJECT NEEDS ASSISTANCE FROM:**

Purpose	Fnd 50	Fed. Aid		Total
Design	160,000			160,000
ROW	250,000			250,000
Utilities	200,000			200,000
Const.	400,000	1,600,000		2,000,000
Materials	0			0
<b>Total</b>	<b>1,010,000</b>	<b>1,600,000</b>	<b>0</b>	<b>2,610,000</b>

Bldg Maint	no
IT	yes
Pub Wks	yes
Utilities	yes
Parks	no
Other	yes

Reimbursable Account? no no

Last Update 2/16/17

**ANNUAL BUDGET**

**CITY OF NORMAN**

PROJECT TITLE:	Regional Transit Authority	PROJECT TYPE:	Transp Cty Fnd Only	Improv.
PROJ. CATEGORY:	Other Special Traffic Improvement	PROJECT NUMBER:	TC0047	
DEPARTMENT:	Public Works	ACCOUNT NUMBER:	050-9391-431	
MANAGER:	Angelo A. Lombardo	BEGIN & END DATES:	10/1/15	to 10/1/18
WARD(s):	All	LIFE EXPECTANCY:	10 years	

**DETAILED PROJECT DESCRIPTION:**

The purpose of the study is to develop the governance structure necessary for the establishment of a Regional Transportation Authority that will be responsible for the management and operation of commuter rail service in the Oklahoma City Metropolitan Area.

**EXPENDITURE SCHEDULE through CITY Accounts by FY**

Account Number	Cost Element	TOTAL ALL FISCAL YRS	Actual Prior Years	Budget FYE 2017	FYE 2018	FYE 2019	FYE 2020	FYE 2021	FYE 2022	Beyond 5 Years
6201	Design	257,811	62,764	117,667	77,380					
6001	ROW	0								
6701	Utilities	0								
6101	Const	0								
6301	Mats	0								
		0								
	<b>Total</b>	<b>257,811</b>	<b>62,764</b>	<b>117,667</b>	<b>77,380</b>	<b>0</b>	<b>0</b>	<b>0</b>	<b>0</b>	<b>0</b>

OPERATING IMPACT: 

Negligible	Genl Fnd
------------	----------

**STATUS & COMMENTS:**

City Council approved Contract K-1617-47 (Memorandum of Understanding for the creation of the Central Oklahoma RTA Task Force) and the partial financing of this effort on September 8, 2015. The project will be managed by the Association of Central Oklahoma with other metropolitan area cities contributing to the overall cost.

**TOTAL PROJECT BUDGET BY FUND SOURCE AND PURPOSE:**

Purpose	Fnd 50		Total
Design	257,811		257,811
ROW	0		0
Utilities	0		0
Const.	0		0
Materials	0		0
<b>Total</b>	<b>257,811</b>	<b>0</b>	<b>257,811</b>

**THIS PROJECT NEEDS ASSISTANCE FROM:**

Bldg Maint	no
IT	no
Pub Wks	no
Utilities	no
Parks	no
Other	yes

Reimbursable Account? no

Last Update 2/16/17

**ANNUAL BUDGET**

**CITY OF NORMAN**

PROJECT TITLE:	Rock Creek Rd. @ 12th Ave. NW & Trailwoods	PROJECT TYPE:	Transp. w/ Fedl Fndg	Improv.
PROJ. CATEGORY:	Intersection Widening w/ new or modified signal	PROJECT NUMBER:	TR0059	
DEPARTMENT:	Public Works	ACCOUNT NUMBER:	050-9079-431	
MANAGER:	Michael D. Rayburn	BEGIN & END DATES:	6/1/04	to 12/1/20
WARD(s):	6   8	LIFE EXPECTANCY:	20 Years	

**DETAILED PROJECT DESCRIPTION:**

The intersections were recently evaluated as part of a Traffic Impact Assessment for the Trailwoods Addition. The study concluded that both intersections will need to be widened and signalized.

**EXPENDITURE SCHEDULE through CITY Accounts by FY**

Account Number	Cost Element	TOTAL ALL FISCAL YRS	Actual Prior Years	Budget FYE 2017	FYE 2018	FYE 2019	FYE 2020	FYE 2021	FYE 2022	Beyond 5 Years
6201	Design	195,000	74,923	120,077						
6001	ROW	125,000		125,000						
6701	Utilities	517,144		517,144						
6101	Const	625,000				625,000				
6301	Matls	0								
		0								
	<b>Total</b>	<b>1,462,144</b>	<b>74,923</b>	<b>762,221</b>	<b>0</b>	<b>625,000</b>	<b>0</b>	<b>0</b>	<b>0</b>	<b>0</b>

**OPERATING IMPACT:**

Slight	Genl Fnd	\$10,000 per year for electricity and preventive maintenance
--------	----------	--

**STATUS & COMMENTS:**

The project is eligible for federal funds to pay for 80% of the construction cost. Federal funds in the amount of \$1,990,000 will be requested through ACOG.

The signalization and widening of the intersections is needed in order to support additional development in the area. City Council has already approved preliminary plats requiring the improvements. Developers will be responsible for the cost of additional right-of-way and utility relocations (required for the widening of the roadway as part of the platting process).

Traffic impact fees are being collected from the various developers in the area.

**TOTAL PROJECT BUDGET BY FUND SOURCE AND PURPOSE:**

**THIS PROJECT NEEDS ASSISTANCE FROM:**

Purpose	Fnd 50	Fed. Aid	Private	Total
Design	71,253		123,747	195,000
ROW	47,565		77,435	125,000
Utilities	189,171		327,973	517,144
Const.	227,740	2,504,000	397,260	3,129,000
Materials	0			0
<b>Total</b>	<b>535,729</b>	<b>2,504,000</b>	<b>926,415</b>	<b>3,966,144</b>

Bldg Maint	no
IT	yes
Pub Wks	yes
Utilities	yes
Parks	no
Other	yes

Reimbursable Account? no

no

yes

Last Update 4/5/17

**CITY OF NORMAN**

PROJECT TITLE:	Rock Creek Road-Grandview Ave. to 36th Ave. NW	PROJECT TYPE:	Transp. w/ Fedl Fndg	Improv.
PROJ. CATEGORY:	Roadway Widening	PROJECT NUMBER:	TR0094	
DEPARTMENT:	Public Works	ACCOUNT NUMBER:	050-9552-431	
MANAGER:	Tim Miles	BEGIN & END DATES:	6/30/14	to 12/1/21
WARD(s):	3   8	LIFE EXPECTANCY:	20 Years	

**DETAILED PROJECT DESCRIPTION:**

Reconstruct and widen from a 2-lane to 3-lane roadway with on street bike lanes, new storm sewer, curb & gutter, and sidewalks.

**EXPENDITURE SCHEDULE through CITY Accounts by FY**

Account Number	Cost Element	TOTAL ALL FISCAL YRS	Actual Prior Years	Budget FYE 2017	FYE 2018	FYE 2019	FYE 2020	FYE 2021	FYE 2022	Beyond 5 Years
6201	Design	203,870	133,990	69,880						
6001	ROW	30,000		30,000						
6701	Utilities	100,000			100,000					
6101	Const	497,000				497,000				
6301	Mats	0								
<b>Total</b>		<b>830,870</b>	<b>133,990</b>	<b>99,880</b>	<b>100,000</b>	<b>497,000</b>	<b>0</b>	<b>0</b>	<b>0</b>	<b>0</b>

OPERATING IMPACT: negligible      Genl Fnd      Maintenance of roadway, signals and lighting

**STATUS & COMMENTS:**

**TOTAL PROJECT BUDGET BY FUND SOURCE AND PURPOSE:**

Purpose	Fnd 50	Fed. Aid	Total
Design	203,870		203,870
ROW	30,000		30,000
Utilities	100,000		100,000
Const.	497,000	1,988,100	2,485,100
Materials	0		0
<b>Total</b>	<b>830,870</b>	<b>1,988,100</b>	<b>2,818,970</b>

**THIS PROJECT NEEDS ASSISTANCE FROM:**

Bldg Maint	no
IT	no
Pub Wks	yes
Utilities	yes
Parks	no
Other	no

Reimbursable Account? no

Last Update 1/27/17

**ANNUAL BUDGET**



**CITY OF NORMAN**

PROJECT TITLE:	State Highway 9 Multimodal Path (Phase 2)	PROJECT TYPE:	Transp. w/ Fedl Fndg	Improv.
PROJ. CATEGORY:	Other Special Traffic Improvement Projects	PROJECT NUMBER:	TR0107	
DEPARTMENT:	Public Works	ACCOUNT NUMBER:	050-9688-431	
MANAGER:	Michael D. Rayburn	BEGIN & END DATES:	7/1/16	to 12/1/19
WARD(s):	5	LIFE EXPECTANCY:	20 Years	

**DETAILED PROJECT DESCRIPTION:**

This project provides the second segment of the State Highway 9 multi-modal path, between 48th Avenue SE and 60th Avenue SE.

**EXPENDITURE SCHEDULE through CITY Accounts by FY**

Account Number	Cost Element	TOTAL ALL FISCAL YRS	Actual Prior Years	Budget FYE 2017	FYE 2018	FYE 2019	FYE 2020	FYE 2021	FYE 2022	Beyond 5 Years
050-9688-431.62-01	Design	80,000		80,000						
050-9688-431.61-01	Const	175,000					175,000			
022-5023-429.61-01	Const	700,000					700,000			
	<b>Total Fund 50</b>	<b>255,000</b>	<b>0</b>	<b>80,000</b>	<b>0</b>	<b>0</b>	<b>175,000</b>	<b>0</b>	<b>0</b>	<b>0</b>
	<b>Total Fund 22</b>	<b>700,000</b>	<b>0</b>	<b>0</b>	<b>0</b>	<b>0</b>	<b>700,000</b>	<b>0</b>	<b>0</b>	<b>0</b>

**OPERATING IMPACT:**

Negligible	Genl Fnd	\$5,000 per year for electricity and preventive maintenance
------------	----------	---

**STATUS & COMMENTS:**

Staff is currently preparing an application requesting federal funds for 80% of the cost (\$700,000) through the Transportation Enhancement grant program administered by ODOT. The federal share will need to be up-fronted by the City for later reimbursement by ODOT.

**TOTAL PROJECT BUDGET BY FUND SOURCE AND PURPOSE:**

**THIS PROJECT NEEDS ASSISTANCE FROM:**

Purpose	Fnd 50	Fed. Aid		Total
Design	80,000			80,000
ROW	0			0
Utilities	0			0
Const.	175,000	700,000		875,000
Materials	0			0
<b>Total</b>	<b>255,000</b>	<b>700,000</b>	<b>0</b>	<b>955,000</b>

Bldg Maint	
IT	
Pub Wks	
Utilities	
Parks	
Other	

Reimbursable Account?

no

yes

Last Update

4/5/17

**ANNUAL BUDGET**

**CITY OF NORMAN**

PROJECT TITLE:	State Highway 9 Multimodal Path (Phase 3)	PROJECT TYPE:	Transp. w/ Fedl Fndg	Improv.
PROJ. CATEGORY:	Other Special Traffic Improvement Projects	PROJECT NUMBER:	TR0116	
DEPARTMENT:	Public Works	ACCOUNT NUMBER:	050-9688-431/022-5023-429	
MANAGER:	Michael D. Rayburn	BEGIN & END DATES:	7/1/17	to 12/1/19
WARD(s):	5	LIFE EXPECTANCY:	20 Years	

**DETAILED PROJECT DESCRIPTION:**

This project provides the second segment of the State Highway 9 multi-modal path, between 36th Avenue SE and 48th Avenue SE.

**EXPENDITURE SCHEDULE through CITY Accounts by FY**

Account Number	Cost Element	TOTAL ALL FISCAL YRS	Actual Prior Years	Budget FYE 2017	FYE 2018	FYE 2019	FYE 2020	FYE 2021	FYE 2022	Beyond 5 Years
050-9688-431.62-01	Design	80,000			80,000					
050-9688-431.61-01	Const	175,000				175,000				
022-5023-429.61-01	Const	600,000				600,000				
	Total Fund 50	255,000	0	0	80,000	175,000	0	0	0	0
	Total Fund 22	600,000	0	0	0	600,000	0	0	0	0

**OPERATING IMPACT:**

Negligible    Genl Fnd    \$5,000 per year for electricity and preventive maintenance

**STATUS & COMMENTS:**

Staff will be preparing an application requesting federal funds for 80% of the cost (\$600,000) through the Transportation Alternatives grant program administered by ACOG. The federal share will need to be up-fronted by the City for later reimbursement by ODOT.

**TOTAL PROJECT BUDGET BY FUND SOURCE AND PURPOSE:**

Purpose	Fnd 50	Fed. Aid	Total
Design	80,000		80,000
ROW	0		0
Utilities	0		0
Const.	175,000	600,000	775,000
Materials	0		0
<b>Total</b>	<b>255,000</b>	<b>600,000</b>	<b>855,000</b>

**THIS PROJECT NEEDS ASSISTANCE FROM:**

Bldg Maint	no
IT	no
Pub Wks	yes
Utilities	no
Parks	no
Other	yes

Reimbursable Account?    no    yes

Last Update    6/19/17

**ANNUAL BUDGET**

**CITY OF NORMAN**

PROJECT TITLE:	Tecumseh - 12th NE to Hollister	PROJECT TYPE:	Transp. w/ Fedl Fndg	Improv.
PROJ. CATEGORY:	Widening and Reconstruction	PROJECT NUMBER:	TR0000	
DEPARTMENT:	Public Works	ACCOUNT NUMBER:	050-	
MANAGER:	Angelo Lombardo	BEGIN & END DATES:	12/1/15	to 5/1/20
WARD(s):	6	LIFE EXPECTANCY:	20 Years	

**DETAILED PROJECT DESCRIPTION:**

The project widens and improves safety on Tecumseh Road just east of 12th Avenue SE.

**EXPENDITURE SCHEDULE through CITY Accounts by FY**

Account Number	Cost Element	TOTAL ALL FISCAL YRS	Actual Prior Years	Budget FYE 2017	FYE 2018	FYE 2019	FYE 2020	FYE 2021	FYE 2022	Beyond 5 Years
6201	Design	0								
6001	ROW	0								
6701	Utilities	0								
6101	Const	200,000	0					200,000		
6301	Mats	0								
		0								
	<b>Total</b>	<b>200,000</b>	<b>0</b>	<b>0</b>	<b>0</b>	<b>0</b>	<b>0</b>	<b>200,000</b>	<b>0</b>	<b>0</b>

**OPERATING IMPACT:**

Negligible	Genl Fnd	\$5,000 per year for electricity and preventive maintenance
------------	----------	---

**STATUS & COMMENTS:**

City Council approved a programming resolution requesting federal funds for the project during the November 10, 2015 Council meeting. Federal funds through ACOG to pay for 80% of the construction cost will be requested in the coming years.

Private funds from area developers will be used to fund the engineering design and utility relocation costs associated with the project. City and private funds will be used to fund the local share of the construction cost.

**TOTAL PROJECT BUDGET BY FUND SOURCE AND PURPOSE:**

**THIS PROJECT NEEDS ASSISTANCE FROM:**

Purpose	Fnd 50	Fed. Aid	Private	Total
Design	0		200,000	200,000
ROW	0			0
Utilities	0		200,000	200,000
Const.	0	1,600,000	200,000	1,800,000
Materials	0			0
<b>Total</b>	<b>0</b>	<b>1,600,000</b>	<b>600,000</b>	<b>2,200,000</b>

Bldg Maint	no
IT	no
Pub Wks	yes
Utilities	yes
Parks	no
Other	yes

Reimbursable Account? no

no

yes

Last Update 2/16/17

**CITY OF NORMAN**

PROJECT TITLE:	US 77 (Classen Blvd.) & Post Oak - New Signal	PROJECT TYPE:	Transp. w/ Fedl Fndg	Improv.
PROJ. CATEGORY:	Traffic Signal - New	PROJECT NUMBER:	TR0101	
DEPARTMENT:	Public Works	ACCOUNT NUMBER:	050-9076-431	
MANAGER:	Michael D. Rayburn	BEGIN & END DATES:	6/1/05	to 12/1/18
WARD(s):	5	LIFE EXPECTANCY:	20 Years	

**DETAILED PROJECT DESCRIPTION:**

The intersection of Classen Boulevard and Post Oak Road was recently evaluated as part of a Traffic Impact Assessment for the Cedar Lane Addition. The study concluded that the intersection will need to be signalized with future development in the area.

The project provides a fully actuated traffic signal and interconnects its operation with other nearby signals.

**EXPENDITURE SCHEDULE through CITY Accounts by FY**

Account Number	Cost Element	TOTAL ALL FISCAL YRS	Actual Prior Years	Budget FYE 2017	FYE 2018	FYE 2019	FYE 2020	FYE 2021	FYE 2022	Beyond 5 Years
6201	Design	25,000		25,000						
6001	ROW	0								
6701	Utilities	0								
6101	Const	50,000		30,000	20,000					
6301	Mats	0								
		0								
	<b>Total</b>	<b>75,000</b>	<b>0</b>	<b>55,000</b>	<b>20,000</b>	<b>0</b>	<b>0</b>	<b>0</b>	<b>0</b>	<b>0</b>

OPERATING IMPACT: 

Negligible	Genl Fnd	\$5,000 per year for electricity and preventive maintenance
------------	----------	---

**STATUS & COMMENTS:**

The project is eligible for federal funds to pay for 80% of the construction cost. Need to request funds from ODOT.

The signalization of the intersections is needed in order to support additional development in the area. City Council has already approved preliminary plats requiring the improvements.

Traffic impact fees are being collected from the various developers in the area.

**TOTAL PROJECT BUDGET BY FUND SOURCE AND PURPOSE:**

**THIS PROJECT NEEDS ASSISTANCE FROM:**

Purpose	Fnd 50	Fed. Aid	Private	Total
Design	19,000		6,000	25,000
ROW	0			0
Utilities	0			0
Const.	38,000	150,000	12,000	200,000
Materials	0			0
<b>Total</b>	<b>57,000</b>	<b>150,000</b>	<b>18,000</b>	<b>225,000</b>

Bldg Maint	no
IT	yes
Pub Wks	yes
Utilities	no
Parks	no
Other	yes

Reimbursable Account? no

no

yes

Last Update 4/5/17

**ANNUAL BUDGET**

**CITY OF NORMAN**

PROJECT TITLE:	Bridge Maintenance Program	PROJECT TYPE:	Transp Cty Fnd Only	Maint.
PROJ. CATEGORY:	Bridge Maintenance Program	PROJECT NUMBER:	TC0254	
DEPARTMENT:	Public Works	ACCOUNT NUMBER:	050-9687-431	
MANAGER:	John Clink	BEGIN & END DATES:	7/1/17	to 7/1/21
WARD(s):	All	LIFE EXPECTANCY:	20 yrs.	

**DETAILED PROJECT DESCRIPTION:**

The City of Norman is responsible for the maintenance of 73 bridges. Every two years the bridges are inspected by a registered professional engineer approved by the Oklahoma Department of Transportation (ODOT) to inspect bridges in the State. The inspection report for all 73 bridges identifies elements of each bridge that needs maintenance. Some of the maintenance can be performed by the Street Division; however, some of it cannot. This capital project provides funding for the maintenance work that cannot be performed by the Street Division. If a bridge is allowed to deteriorate due to the lack of maintenance, it can become unsafe and, as a result, become a liability to the City of Norman and its residents. If it reaches a certain point of dis-repair, ODOT would require that the bridge be closed immediately. The bridge that is on the list for repair for FYE 17 is on Brooks Street over Merkle Creek. The bridge listed for repair in FYE 18 is on Boyd Street, east of Oklahoma Avenue over Bishop Creek.

**EXPENDITURE SCHEDULE through CITY Accounts by FY**

Account Number	Cost Element	TOTAL ALL FISCAL YRS	Actual Prior Years	Budget FYE 2017	FYE 2018	FYE 2019	FYE 2020	FYE 2021	FYE 2022	Beyond 5 Years
050-9687-431.62-01	Design	239,850	24,850	90,000	25,000	25,000	25,000	25,000	25,000	
050-9687-431.61-01	Const	676,250	2,500	298,750	75,000	75,000	75,000	75,000	75,000	
		0								
		0								
		0								
		0								
	<b>Total</b>	<b>916,100</b>	<b>27,350</b>	<b>388,750</b>	<b>100,000</b>	<b>100,000</b>	<b>100,000</b>	<b>100,000</b>	<b>100,000</b>	<b>0</b>

OPERATING IMPACT:

positive	Genl Fnd
----------	----------

STATUS & COMMENTS:

This budget item reflects a portion of the extent of necessary drainage/transportation infrastructure maintenance to ensure a safe transportation system and to defer structural replacement. The design for the Brooks Street Bridge over Merkle Creek is being completed in house. Obtaining quotes for guardrail replacement on the Franklin Road Bridge near 36th Avenue NE

**TOTAL PROJECT BUDGET BY FUND SOURCE AND PURPOSE:**

Purpose	Fnd 50			Total
Design	239,850			239,850
ROW				0
Utilities				0
Const.	676,250			676,250
Materials				0
<b>Total</b>	<b>916,100</b>	<b>0</b>	<b>0</b>	<b>916,100</b>
Reimbursable Account?	no			

**THIS PROJECT NEEDS ASSISTANCE FROM:**

Bldg Maint	no
IT	no
Pub Wks	yes
Utilities	no
Parks	no
Other	no

Last Update 1/27/17

**ANNUAL BUDGET**

**CITY OF NORMAN**

PROJECT TITLE:	Citywide Sidewalk Reconstruction	PROJECT TYPE:	Transp Cty Fnd Only	Maint.
PROJ. CATEGORY:	General Maintenance	PROJECT NUMBER:	TC0271	
DEPARTMENT:	Public Works	ACCOUNT NUMBER:	050-9052-431	
MANAGER:	Jack Burdett	BEGIN & END DATES:	7/1/17	to 8/30/18
WARD(s):	All	LIFE EXPECTANCY:	20 years	

**DETAILED PROJECT DESCRIPTION:**

This project repairs hazardous or deteriorated sidewalks and concrete curb and gutters city wide. Specific locations will be chosen based on the willingness of property owners to contribute 50% of the construction costs. These funds can also be used to construct new sidewalk along an entire city block if 80% of the property owners agree to pay for 50% of the construction costs.

**EXPENDITURE SCHEDULE through CITY Accounts by FY**

Account Number	Cost Element	TOTAL ALL FISCAL YRS	Actual Prior Years	Budget FYE 2017	FYE 2018	FYE 2019	FYE 2020	FYE 2021	FYE 2022	Beyond 5 Years
050-9052-431.61-01	Const	965,384	646,905	68,479	50,000	50,000	50,000	50,000	50,000	0
		0								
		0								
		0								
		0								
		0								
		0								
	<b>Total</b>	<b>965,384</b>	<b>646,905</b>	<b>68,479</b>	<b>50,000</b>	<b>50,000</b>	<b>50,000</b>	<b>50,000</b>	<b>50,000</b>	<b>0</b>

**OPERATING IMPACT:**

Positive      Genl Fnd      Personnel, Capital Equipment and Materials.

**STATUS & COMMENTS:**

**TOTAL PROJECT BUDGET BY FUND SOURCE AND PURPOSE:**

**THIS PROJECT NEEDS ASSISTANCE FROM:**

Purpose	Fnd 50		Total
Design			0
ROW			0
Utilities			0
Const.	965,384		965,384
Materials			0
<b>Total</b>	<b>965,384</b>	<b>0</b>	<b>965,384</b>

Bldg Maint	
IT	
Pub Wks	
Utilities	
Parks	
Other	

Reimbursable Account?      no

Last Update      1/27/17

**ANNUAL BUDGET**

**CITY OF NORMAN**

PROJECT TITLE:	Community/Neighborhood Improvements	PROJECT TYPE:	Transp Cty Fnd Only	Improv.
PROJ. CATEGORY:	Community/Neighborhood Improvements	PROJECT NUMBER:	CD0001	
DEPARTMENT:	Planning & Community Development	ACCOUNT NUMBER:	050-9373-431	
MANAGER:	Lisa Krieg	BEGIN & END DATES:	7/1/12	to ongoing
WARD(s):	4	LIFE EXPECTANCY:		

**DETAILED PROJECT DESCRIPTION:**

Infrastructure projects identified within neighborhoods in the Core Area.

**EXPENDITURE SCHEDULE through CITY Accounts by FY**

Account Number	Cost Element	TOTAL ALL FISCAL YRS	Actual Prior Years	Estimate FYE 2017	FYE 2018	FYE 2019	FYE 2020	FYE 2021	FYE 2022	Beyond 5 Years
050-9373-431.61-01	Const	1,012,548	306,274	306,274	0	100,000	100,000	100,000	100,000	ongoing
		0								
		0								
		0								
		0								
		0								
	<b>Total</b>	<b>1,012,548</b>	<b>306,274</b>	<b>306,274</b>	<b>0</b>	<b>100,000</b>	<b>100,000</b>	<b>100,000</b>	<b>100,000</b>	<b>0</b>

**OPERATING IMPACT:**

negligible      Genl Fnd

**STATUS & COMMENTS:**

\$100,000 has been budgeted annually since 2008 with the exception of FYE16. A total of \$306,274.45 has been expended with \$52,365 encumbered. Activities have primarily been for sidewalk construction where identified in the neighborhood plans.

**TOTAL PROJECT BUDGET BY FUND SOURCE AND PURPOSE:**

**THIS PROJECT NEEDS ASSISTANCE FROM:**

Purpose	Fnd 50		Total
Design			0
ROW			0
Utilities			0
Const.	1,012,548		1,012,548
Materials			0
<b>Total</b>	<b>1,012,548</b>	<b>0</b>	<b>1,012,548</b>

Bldg Maint	
IT	
Pub Wks	
Utilities	
Parks	
Other	

Reimbursable Account? no

Last Update 1/27/17

**ANNUAL BUDGET**

**CITY OF NORMAN**

PROJECT TITLE:	Downtown Sidewalks and Curbs	PROJECT TYPE:	Transp Cty Fnd Only	Maint.
PROJ. CATEGORY:	General Maintenance	PROJECT NUMBER:	TC0271	
DEPARTMENT:	Public Works	ACCOUNT NUMBER:	050-9716-431	
MANAGER:	Jack Burdett	BEGIN & END DATES:	7/1/17	to 8/30/18
WARD(s):	4	LIFE EXPECTANCY:	20 years	

**DETAILED PROJECT DESCRIPTION:**

This project repairs the deteriorated sidewalks and curbs in the downtown area. The particular sites to be repaired will be chosen by City staff and will be based on a recommendation from the Downtown Merchants Association.

**EXPENDITURE SCHEDULE through CITY Accounts by FY**

Account Number	Cost Element	TOTAL ALL FISCAL YRS	Actual Prior Years	Budget FYE 2017	FYE 2018	FYE 2019	FYE 2020	FYE 2021	FYE 2022	Beyond 5 Years
050-9716-431.61-01	Const	892,329	543,035	99,294	50,000	50,000	50,000	50,000	50,000	0
		0								
		0								
		0								
		0								
		0								
		0								
	<b>Total</b>	<b>892,329</b>	<b>543,035</b>	<b>99,294</b>	<b>50,000</b>	<b>50,000</b>	<b>50,000</b>	<b>50,000</b>	<b>50,000</b>	<b>0</b>

OPERATING IMPACT: 

positive
----------

 Genl Fnd Personnel, Capital Equipment and Materials.

**STATUS & COMMENTS:**

**TOTAL PROJECT BUDGET BY FUND SOURCE AND PURPOSE:**

**THIS PROJECT NEEDS ASSISTANCE FROM:**

Purpose	Fnd 50		Total
Design			0
ROW			0
Utilities			0
Const.	892,329		892,329
Materials			0
<b>Total</b>	<b>892,329</b>	<b>0</b>	<b>892,329</b>

Bldg Maint	
IT	
Pub Wks	
Utilities	
Parks	
Other	

Reimbursable Account? no

Last Update 1/27/17

**ANNUAL BUDGET**



**CITY OF NORMAN**

PROJECT TITLE:	Driveway Repair Program	PROJECT TYPE:	Street Maintenance	Maint.
PROJ. CATEGORY:	General Maintenance	PROJECT NUMBER:	SC0637	
DEPARTMENT:	Public Works	ACCOUNT NUMBER:	050-9370-431	
MANAGER:	Jack Burdett	BEGIN & END DATES:	7/1/17	to 8/30/18
WARD(s):	4   7   8	LIFE EXPECTANCY:	50 years	

**DETAILED PROJECT DESCRIPTION:**

This project repairs hazardous or deteriorated driveways in the Central Core Area. Specific locations will be chosen based on criteria established by Council. All inquiries regarding replacement driveways will be directed to the City Engineer (or designee).

The following material is the selection criterion that staff will look at to determine which driveways will qualify initially and when funding is limited.

1. Core Area (mandatory)
2. Requested by the property owner of a platted residential lot (mandatory)
3. The property owner must pave the portion of the driveway that is on private property at his or her expense (mandatory)
4. Condition of existing Driveway
5. Extent of pavement on existing driveway
6. Percent of Driveways in block that are paved.
7. Does the street have curb and gutter or borrow ditches

**EXPENDITURE SCHEDULE through CITY Accounts by FY**

Account Number	Cost Element	TOTAL ALL FISCAL YRS	Actual Prior Years	Budget FYE 2017	FYE 2018	FYE 2019	FYE 2020	FYE 2021	FYE 2022	Beyond 5 Years
050-9370-431.61-01	Const	280,499	220,000	10,499	10,000	10,000	10,000	10,000	10,000	0
		0								
		0								
		0								
		0								
		0								
		0								
	<b>Total</b>	<b>280,499</b>	<b>220,000</b>	<b>10,499</b>	<b>10,000</b>	<b>10,000</b>	<b>10,000</b>	<b>10,000</b>	<b>10,000</b>	<b>0</b>

OPERATING IMPACT: negligible    Genl Fnd    Personnel, Capital Equipment and Materials.

**STATUS & COMMENTS:**

**TOTAL PROJECT BUDGET BY FUND SOURCE AND PURPOSE:**

**THIS PROJECT NEEDS ASSISTANCE FROM:**

Purpose	Fnd 50		Total
Design			0
ROW			0
Utilities			0
Const.	280,499		280,499
Materials			0
<b>Total</b>	<b>280,499</b>	<b>0</b>	<b>280,499</b>

Reimbursable Account? no

Bldg Maint	
IT	
Pub Wks	
Utilities	
Parks	
Other	

Last Update 1/27/17

**CITY OF NORMAN**

PROJECT TITLE:	Sidewalk Horizontal Saw Cut Program	PROJECT TYPE:	Transp Cty Fnd Only	Maint.
PROJ. CATEGORY:	General Maintenance	PROJECT NUMBER:	TC00155	
DEPARTMENT:	Public Works	ACCOUNT NUMBER:	050-9407-431	
MANAGER:	Jack Burdett	BEGIN & END DATES:	7/1/17	to 8/30/18
WARD(s):	All	LIFE EXPECTANCY:	20 years	

**DETAILED PROJECT DESCRIPTION:**

This project locates non-ADA compliant sidewalks makes minor repairs and identifies locations for larger repairs. Project uses horizontal saw cutting technology to eliminate tripping hazards, which is 70% less costly than conventional methods. Specified locations will be in approximately one half square mile areas be surveyed by the contractor to develop the project boundary and work will completed up to the budgeted funding amount. Target location will be in the core area bounded by Main Street, east of the railroad tracks, Boyd Street, and Carter Ave./Ponca Ave.

**EXPENDITURE SCHEDULE through CITY Accounts by FY**

Account Number	Cost Element	TOTAL ALL FISCAL YRS	Actual Prior Years	Budget FYE 2017	FYE 2018	FYE 2019	FYE 2020	FYE 2021	FYE 2022	Beyond 5 Years
6101	Const	200,000		0	40,000	40,000	40,000	40,000	40,000	0
		0								
		0								
		0								
		0								
		0								
		0								
	<b>Total</b>	<b>200,000</b>	<b>0</b>	<b>0</b>	<b>40,000</b>	<b>40,000</b>	<b>40,000</b>	<b>40,000</b>	<b>40,000</b>	<b>0</b>

OPERATING IMPACT: negligible Genl Fnd Personnel, Capital Equipment and Materials.

**STATUS & COMMENTS:**

**TOTAL PROJECT BUDGET BY FUND SOURCE AND PURPOSE:**

**THIS PROJECT NEEDS ASSISTANCE FROM:**

Purpose	Fnd 50			Total
Design	200,000			200,000
ROW	0			0
Utilities	0			0
Const.	0			0
Materials	0			0
<b>Total</b>	<b>200,000</b>	<b>0</b>	<b>0</b>	<b>200,000</b>
Reimbursable Account?	no			

Bldg Maint	
IT	
Pub Wks	
Utilities	
Parks	
Other	

Last Update 6/19/17

## CITY OF NORMAN

<b>PROJECT TITLE:</b> Sidewalk Accessibility <b>PROJ. CATEGORY:</b> General Maintenance <b>DEPARTMENT:</b> Public Works <b>MANAGER:</b> Jack Burdett <b>WARD(s):</b> All	<b>PROJECT TYPE:</b> <table border="1" style="display: inline-table; border-collapse: collapse;"> <tr> <td style="width: 50%;">Transp Cty Fnd Only</td> <td>Maint.</td> </tr> </table> <b>PROJECT NUMBER:</b> TC0238 <b>ACCOUNT NUMBER:</b> 050-9316-431 <b>BEGIN &amp; END DATES:</b> 7/1/17 to 8/30/18 <b>LIFE EXPECTANCY:</b> 20 years	Transp Cty Fnd Only	Maint.
Transp Cty Fnd Only	Maint.		

**DETAILED PROJECT DESCRIPTION:**

Annual Program to provide wheelchair ramps where none exist and rebuild existing ramps that do not comply with the American with Disabilities Act. City staff and City Council select the proposed construction sites with input from interested citizens and neighborhood programs.  
 • Cherry Creek Drive - Install 22 ramps with ADA improvements from Main Street West to Knob Hill Ct. located in the Truman school district.

**EXPENDITURE SCHEDULE through CITY Accounts by FY**

Account Number	Cost Element	TOTAL ALL FISCAL YRS	Actual Prior Years	Budget FYE 2017	FYE 2018	FYE 2019	FYE 2020	FYE 2021	FYE 2022	Beyond 5 Years
6101	Const	651,581	405,542	96,039	30,000	30,000	30,000	30,000	30,000	0
		0								
		0								
		0								
		0								
		0								
		0								
	<b>Total</b>	651,581	405,542	96,039	30,000	30,000	30,000	30,000	30,000	0

**OPERATING IMPACT:**

negligible    Genl Fnd    Personnel, Capital Equipment and Materials.

**STATUS & COMMENTS:**

**TOTAL PROJECT BUDGET BY FUND SOURCE AND PURPOSE:**

**THIS PROJECT NEEDS ASSISTANCE FROM:**

Purpose	Fnd 50		Total
Design			0
ROW			0
Utilities			0
Const.	651,581		651,581
Materials			0
<b>Total</b>	651,581	0	651,581

Bldg Maint	
IT	
Pub Wks	
Utilities	
Parks	
Other	

Reimbursable Account? no

Last Update 3/1/17

## ANNUAL BUDGET

**CITY OF NORMAN**

PROJECT TITLE:	Sidewalk Program Schools & Arterials	PROJECT TYPE:	Transp Cty Fnd Only	Improvt.
PROJ. CATEGORY:		PROJECT NUMBER:	TC0249	
DEPARTMENT:	Public Works	ACCOUNT NUMBER:	050-9317-431	
MANAGER:	Jack Burdett	BEGIN & END DATES:	7/1/17	to 8/30/18
WARD(s):	All	LIFE EXPECTANCY:	20 years	

**DETAILED PROJECT DESCRIPTION:**

This project will construct sidewalks adjacent to elementary schools that have no sidewalk and along arterial roads with heavy pedestrian traffic that currently have no sidewalks.

**FYE 18 Project Locations:**

- Classen Blvd: Ferrill St. to Macy St., 960 ft in length, east side of Classen Blvd. Route is located on the southwest side of Lincoln school.
- McGee Drive: Smoking Oaks Rd. to Westbrook Terrace, 250 ft in length, east side of McGee Drive. Project to provide ADA accessibility on the same side of the street as Monroe school for students arriving from the Southwest.

**EXPENDITURE SCHEDULE through CITY Accounts by FY**

Account Number	Cost Element	TOTAL ALL FISCAL YRS	Actual Prior Years	Budget FYE 2017	FYE 2018	FYE 2019	FYE 2020	FYE 2021	FYE 2022	Beyond 5 Years
6101	Const	1,367,146	858,265	108,881	80,000	80,000	80,000	80,000	80,000	0
		0								
		0								
		0								
		0								
		0								
		0								
	<b>Total</b>	<b>1,367,146</b>	<b>858,265</b>	<b>108,881</b>	<b>80,000</b>	<b>80,000</b>	<b>80,000</b>	<b>80,000</b>	<b>80,000</b>	<b>0</b>

**OPERATING IMPACT:**

positive      Genl Fnd      Personnel, Capital Equipment and Materials.

**STATUS & COMMENTS:**

**TOTAL PROJECT BUDGET BY FUND SOURCE AND PURPOSE:**

**THIS PROJECT NEEDS ASSISTANCE FROM:**

Purpose	Fnd 50		Total
Design			0
ROW			0
Utilities			0
Const.	1,367,146		1,367,146
Materials			0
<b>Total</b>	<b>1,367,146</b>	<b>0</b>	<b>1,367,146</b>

Bldg Maint	
IT	
Pub Wks	
Utilities	
Parks	
Other	

Reimbursable Account?      no

Last Update      3/1/17

**ANNUAL BUDGET**

## CITY OF NORMAN

<b>PROJECT TITLE:</b> Sidewalks and Trails <b>PROJ. CATEGORY:</b> <b>DEPARTMENT:</b> Public Works <b>MANAGER:</b> Jack Burdett <b>WARD(s):</b> All	<b>PROJECT TYPE:</b> <table border="1" style="display: inline-table; border-collapse: collapse;"> <tr> <td style="width: 50%;">Transp Cty Fnd Only</td> <td style="width: 50%;">Improv.</td> </tr> </table> <b>PROJECT NUMBER:</b> TC0262 <b>ACCOUNT NUMBER:</b> 050-9179-431 <b>BEGIN &amp; END DATES:</b> <table border="1" style="display: inline-table; border-collapse: collapse;"> <tr> <td style="width: 33%;">7/1/04</td> <td style="width: 33%;">to</td> <td style="width: 33%;">6/30/18</td> </tr> </table> <b>LIFE EXPECTANCY:</b> 5 years	Transp Cty Fnd Only	Improv.	7/1/04	to	6/30/18
Transp Cty Fnd Only	Improv.					
7/1/04	to	6/30/18				

**DETAILED PROJECT DESCRIPTION:**

Construction of new sidewalks and trails throughout the City in conformance with adopted Plans, including the 2012 Greenbelt Master Plan, Bikeway Transportation Master Plan, Parks Master Plan and Transportation Plan. Specific project locations will be evaluated and recommended for funding. FYE 2018 Project Location:  
 • Main Street: I-35 East Service Road to 24th Ave. West., 1400 ft in length, north and south side of Main Street. Project to extend ADA accessible route between I-35 bridge and and properties along Main Street.

**EXPENDITURE SCHEDULE through CITY Accounts by FY**

Account Number	Cost Element	TOTAL ALL FISCAL YRS	Actual Prior Years	Budget FYE 2017	FYE 2018	FYE 2019	FYE 2020	FYE 2021	FYE 2022	Beyond 5 Years
6101	Const	925,455	85,010	240,445	120,000	120,000	120,000	120,000	120,000	
		0								
		0								
		0								
		0								
		0								
	<b>Total</b>	<b>925,455</b>	<b>85,010</b>	<b>240,445</b>	<b>120,000</b>	<b>120,000</b>	<b>120,000</b>	<b>120,000</b>	<b>120,000</b>	<b>0</b>

**OPERATING IMPACT:**

negligible	Genl Fnd	Annual maintenance
------------	----------	--------------------

**STATUS & COMMENTS:**

**TOTAL PROJECT BUDGET BY FUND SOURCE AND PURPOSE:**

Purpose	Fnd 50	Actual	Budget	Total
Design	925,455			925,455
ROW	0			0
Utilities	0			0
Const.	0			0
Materials	0			0
<b>Total</b>	<b>925,455</b>	<b>0</b>	<b>0</b>	<b>925,455</b>
Reimbursable Account?	no			

**THIS PROJECT NEEDS ASSISTANCE FROM:**

Bldg Maint	
IT	
Pub Wks	
Utilities	
Parks	
Other	

Last Update 1/27/17

## ANNUAL BUDGET

**CITY OF NORMAN**

PROJECT TITLE:	Street Striping	PROJECT TYPE:	Transp Cty Fnd Only	Maint.
PROJ. CATEGORY:	Traffic Control Maintenance	PROJECT NUMBER:	TC0270	
DEPARTMENT:	Public Works	ACCOUNT NUMBER:	050-9406-431	
MANAGER:		BEGIN & END DATES:	4/1/17	to 12/1/22
WARD(s):	All	LIFE EXPECTANCY:	1 year	

**DETAILED PROJECT DESCRIPTION:**

This project provides street striping at various locations throughout the City.

**EXPENDITURE SCHEDULE through CITY Accounts by FY**

Account Number	Cost Element	TOTAL ALL FISCAL YRS	Actual Prior Years	Budget FYE 2017	FYE 2018	FYE 2019	FYE 2020	FYE 2021	FYE 2022	Beyond 5 Years
6101	Const	300,000	0	50,000	50,000	50,000	50,000	50,000	50,000	ongoing
	<b>Total</b>	<b>300,000</b>	<b>0</b>	<b>50,000</b>	<b>50,000</b>	<b>50,000</b>	<b>50,000</b>	<b>50,000</b>	<b>50,000</b>	<b>0</b>

**OPERATING IMPACT:**

Negligible	Genl Fnd
------------	----------

**STATUS & COMMENTS:**

Locations to be determined

**TOTAL PROJECT BUDGET BY FUND SOURCE AND PURPOSE:**

**THIS PROJECT NEEDS ASSISTANCE FROM:**

Purpose	Fnd 50		Total
Design	0		0
ROW	0		0
Utilities	0		0
Const.	300,000		300,000
Materials			0
<b>Total</b>	<b>300,000</b>	<b>0</b>	<b>300,000</b>

Bldg Maint	
IT	
Pub Wks	
Utilities	
Parks	
Other	

Reimbursable Account? no

Last Update 1/27/17

**ANNUAL BUDGET**

**CITY OF NORMAN**

PROJECT TITLE:	Traffic Calming	PROJECT TYPE:	Transp Cty Fnd Only	Improv.
PROJ. CATEGORY:	Traffic Control Maintenance	PROJECT NUMBER:	TC0230	
DEPARTMENT:	Public Works	ACCOUNT NUMBER:	050-9073-431	
MANAGER:	Michael D. Rayburn	BEGIN & END DATES:	12/1/03	to 12/1/20
WARD(s):	All	LIFE EXPECTANCY:	20 Years	

**DETAILED PROJECT DESCRIPTION:**

This project provides traffic calming devices (i.e., speed humps, traffic circles, chicanes, etc.) along major residential collector streets with a documented speeding problem.

**EXPENDITURE SCHEDULE through CITY Accounts by FY**

Account Number	Cost Element	TOTAL ALL FISCAL YRS	Actual Prior Years	Estimate FYE 2017	FYE 2018	FYE 2019	FYE 2020	FYE 2021	FYE 2022	Beyond 5 Years
6101	Const	1,630,956	1,427,513	3,443	0	50,000	50,000	50,000	50,000	
	<b>Total</b>	<b>1,630,956</b>	<b>1,427,513</b>	<b>3,443</b>	<b>0</b>	<b>50,000</b>	<b>50,000</b>	<b>50,000</b>	<b>50,000</b>	<b>0</b>

**OPERATING IMPACT:**

Negligible	Genl Fnd	\$3,000 per year for sign and pavement marking maintenance
------------	----------	--

**STATUS & COMMENTS:**

Currently evaluating project requests and funding availability.

**TOTAL PROJECT BUDGET BY FUND SOURCE AND PURPOSE:**

**THIS PROJECT NEEDS ASSISTANCE FROM:**

Purpose	Fnd 50		Total
Design	0		0
ROW	0		0
Utilities	0		0
Const.	1,630,956		1,630,956
Materials			0
<b>Total</b>	<b>1,630,956</b>	<b>0</b>	<b>1,630,956</b>

Bldg Maint	
IT	
Pub Wks	
Utilities	
Parks	
Other	

Reimbursable Account? no

Last Update 4/5/17

**ANNUAL BUDGET**

**CITY OF NORMAN**

<b>PROJECT TITLE:</b>	201 West Gray Admin Bldg Carpet Replacement	<b>PROJECT TYPE:</b>	Bldgs & Gnds	Maint.
<b>PROJ. CATEGORY:</b>	Building and Grounds	<b>PROJECT NUMBER:</b>	BG	
<b>DEPARTMENT:</b>	City Clerk	<b>ACCOUNT NUMBER:</b>	050-9677-419	
<b>MANAGER:</b>	Matthew Smith	<b>BEGIN &amp; END DATES:</b>	7/1/17	to 6/30/18
<b>WARD(s):</b>	4	<b>LIFE EXPECTANCY:</b>	6-8 years	

**DETAILED PROJECT DESCRIPTION:**

This project is to replace all carpeted areas in the facility. The current carpet was installed when the building was constructed and has not been replaced since (approximately 20 years). The present carpet is worn, stained and in need of replacement.

**EXPENDITURE SCHEDULE through CITY Accounts by FY**

Account Number	Cost Element	TOTAL ALL FISCAL YRS	Actual Prior Years	Budget FYE 2017	FYE 2018	FYE 2019	FYE 2020	FYE 2021	FYE 2022	Beyond 5 Years
6201	Design	0								
6001	ROW	0								
6701	Utilities	0								
6101	Const	110,000				110,000				
6301	Mats	0								
		0								
	<b>Total</b>	<b>110,000</b>	<b>0</b>	<b>0</b>	<b>0</b>	<b>110,000</b>	<b>0</b>	<b>0</b>	<b>0</b>	<b>0</b>

**OPERATING IMPACT:**

negligible	Genl Fnd
------------	----------

**STATUS & COMMENTS:**

**TOTAL PROJECT BUDGET BY FUND SOURCE AND PURPOSE:**

Purpose	Fnd 50		Total
Design	0		0
ROW	0		0
Utilities	0		0
Const.	110,000		110,000
Materials	0		0
<b>Total</b>	<b>110,000</b>	<b>0</b>	<b>110,000</b>

**THIS PROJECT NEEDS ASSISTANCE FROM:**

Bldg Maint	yes
IT	no
Pub Wks	no
Utilities	no
Parks	no
Other	no

Reimbursable Account? no

Last Update 1/27/17

**ANNUAL BUDGET**



**CITY OF NORMAN**

PROJECT TITLE:	201 West Gray Admin Bldg Generator Installation	PROJECT TYPE:	Bldgs & Gnds	Improv.
PROJ. CATEGORY:	Buildings and Grounds	PROJECT NUMBER:	BG0067	
DEPARTMENT:	City Clerk	ACCOUNT NUMBER:	050-9644-419	
MANAGER:	Mathew Smith	BEGIN & END DATES:	7/1/17	to 6/30/18
WARD(s):	4	LIFE EXPECTANCY:	20-25 years	

**DETAILED PROJECT DESCRIPTION:**

This project is to provide full electrical back up to this facility in the form of a diesel generator. At the present there is a small generator that only has the capability to power the council chambers and the Managers wing of the building (lights and outlets only, no heat or cooling). If there was to be a significant power outage in this area of town during an ice storm event, lasting for days, the plumbing and boiler equipment would be significantly damaged due to freezing. The proposed generator would power the entire building in case of a power outage and allow this facility to fully function.

**EXPENDITURE SCHEDULE through CITY Accounts by FY**

Account Number	Cost Element	TOTAL ALL FISCAL YRS	Actual Prior Years	Budget FYE 2017	FYE 2018	FYE 2019	FYE 2020	FYE 2021	FYE 2022	Beyond 5 Years
6201	Design	0								
6001	ROW	0								
6701	Utilities	0								
6101	Const	165,000			165,000					
6301	Matls	0								
		0								
	<b>Total</b>	<b>165,000</b>	<b>0</b>	<b>0</b>	<b>165,000</b>	<b>0</b>	<b>0</b>	<b>0</b>	<b>0</b>	<b>0</b>

OPERATING IMPACT:

slight      Genl Fnd

**STATUS & COMMENTS:**

**TOTAL PROJECT BUDGET BY FUND SOURCE AND PURPOSE:**

**THIS PROJECT NEEDS ASSISTANCE FROM:**

Purpose	Fnd 50			Total
Design	0			0
ROW	0			0
Utilities	0			0
Const.	165,000			165,000
Materials	0			0
<b>Total</b>	<b>165,000</b>	<b>0</b>	<b>0</b>	<b>165,000</b>
Reimbursable Account?	no			

Bldg Maint	yes
IT	no
Pub Wks	no
Utilities	no
Parks	no
Other	no

Last Update 6/19/17

**ANNUAL BUDGET**

**CITY OF NORMAN**

PROJECT TITLE:	City Data Center Air Conditioning Replacement	PROJECT TYPE:	Bldgs & Gnds	Maint.
PROJ. CATEGORY:		PROJECT NUMBER:	BG0068	
DEPARTMENT:	Information Technology	ACCOUNT NUMBER:	050-9365-419	
MANAGER:	Kari Madden	BEGIN & END DATES:	7/1/17	to 6/30/18
WARD(s):	All All	LIFE EXPECTANCY:	10 years	

**DETAILED PROJECT DESCRIPTION:**

This project addresses the air conditioning system that is critical to cooling the primary datacenter for all city services and data. This is critical infrastructure to keep in optimal working condition. The units are approximately 8 years old and run cooling 24x7 with one unit running one week then rotating to the other. One unit has a system board error, repair specialists were contacted as well as Building Maint. We can no longer get spare parts or a system board readily available for these, it is a custom build and significant time to get parts which creates issues in that while one is down for repair we have no redundancy to back up with if we lost a unit. The room cannot operate the equipment in it without this cooling, it reaches 95 degrees in under 10 minutes and equipment must be shut down which takes all operations and phones down. When the units were placed the contractor did not provide a dedicated return air path, that no longer works efficiently at moving hot air off the hot row with the amount of heat produced in the room. We had a company and mechanical engineer look at our room that designed and implemented datacenter air systems for Dell in OKC, the University, Devon, etc. They propose replacing the units with systems that have readily available parts and service, and highly recommended a return air path be built, the plan also incorporated monitoring and notification systems.

**EXPENDITURE SCHEDULE through CITY Accounts by FY**

Account Number	Cost Element	TOTAL ALL FISCAL YRS	Actual Prior Years	Budget FYE 2017	FYE 2018	FYE 2019	FYE 2020	FYE 2021	FYE 2022	Beyond 5 Years
6201	Design	160,000			160,000					
6001	ROW	0								
6701	Utilities	0								
6101	Const	0								
6301	Matls	0								
		0								
	<b>Total</b>	<b>160,000</b>	<b>0</b>	<b>0</b>	<b>160,000</b>	<b>0</b>	<b>0</b>	<b>0</b>	<b>0</b>	<b>0</b>

OPERATING IMPACT: slight      Genl Fnd      With an increase in 42-26 we could maintain support agreements for service and guarantee of

**STATUS & COMMENTS:**

**TOTAL PROJECT BUDGET BY FUND SOURCE AND PURPOSE:**

**THIS PROJECT NEEDS ASSISTANCE FROM:**

Purpose	Fnd 50		Total
Design	160,000		160,000
ROW			0
Utilities			0
Const.			0
Materials			0
<b>Total</b>	<b>160,000</b>	<b>0</b>	<b>160,000</b>

Bldg Maint	yes
IT	
Pub Wks	
Utilities	
Parks	
Other	

Reimbursable Account? no

Last Update 6/19/17

**ANNUAL BUDGET**

**CITY OF NORMAN**

PROJECT TITLE:	201 West Gray Building A Generator Installation	PROJECT TYPE:	Bldgs & Gnds	Maint.
PROJ. CATEGORY:	Building and Grounds	PROJECT NUMBER:	BG	
DEPARTMENT:	City Clerk	ACCOUNT NUMBER:	050-9677-419	
MANAGER:	Mathew Smith	BEGIN & END DATES:	7/1/17	to 6/30/18
WARD(s):	4	LIFE EXPECTANCY:	20-25 years	

**DETAILED PROJECT DESCRIPTION:**

This project is to provide full electrical back up power to this facility in the form of a diesel generator. At present there is no alternative power source at this facility and when there is an outage all function of the building comes to a halt. The proposed generator would power the entire building in case of a power outage and allow this facility to fully function until normal power can be restored.

**EXPENDITURE SCHEDULE through CITY Accounts by FY**

Account Number	Cost Element	TOTAL ALL FISCAL YRS	Actual Prior Years	Budget FYE 2017	FYE 2018	FYE 2019	FYE 2020	FYE 2021	FYE 2022	Beyond 5 Years
6201	Design	0								
6001	ROW	0								
6701	Utilities	0								
6101	Const	121,000				121,000				
6301	Matls	0								
		0								
	<b>Total</b>	<b>121,000</b>	<b>0</b>	<b>0</b>	<b>0</b>	<b>0</b>	<b>121,000</b>	<b>0</b>	<b>0</b>	<b>0</b>

OPERATING IMPACT:

negligible    Genl Fnd

**STATUS & COMMENTS:**

**TOTAL PROJECT BUDGET BY FUND SOURCE AND PURPOSE:**

**THIS PROJECT NEEDS ASSISTANCE FROM:**

Purpose	Fnd 50		Total
Design	0		0
ROW	0		0
Utilities	0		0
Const.	121,000		121,000
Materials	0		0
<b>Total</b>	<b>121,000</b>	<b>0</b>	<b>121,000</b>

Bldg Maint	yes
IT	no
Pub Wks	no
Utilities	no
Parks	no
Other	no

Reimbursable Account? no

Last Update 1/27/17

**ANNUAL BUDGET**

**CITY OF NORMAN**

PROJECT TITLE:	Building Maintenance Mechanical HVAC	PROJECT TYPE:	Bldgs & Gnds	Maint.
PROJ. CATEGORY:	Building and Grounds	PROJECT NUMBER:	EF 1003	
DEPARTMENT:	City Clerk	ACCOUNT NUMBER:	050-9540-419.61-01	
MANAGER:	Matthew Smith	BEGIN & END DATES:	7/1/16	to 6/30/21
WARD(s):	2                      8	LIFE EXPECTANCY:	15 to 20 years	

**DETAILED PROJECT DESCRIPTION:**

Replace existing Mechanical and HVAC systems on City buildings identified in the building assessments study of 2010 specifically, as well as emergency replacements when identified. Two key projects for FYE 2018 will be Redundant AC Units at Central IT sites: These projects will provide redundant air conditioning capability at the Emergency Operations Center IT site and the Norman Investigations Center IT Site as well as redundant cooling for critical servers at both sites. At this present time this site has single AC capability with no redundancy. The redundant AC equipment would automatically start to run if primary equipment fails, allowing time for repairs to primary equipment.

**EXPENDITURE SCHEDULE through CITY Accounts by FY**

Account Number	Cost Element	TOTAL ALL FISCAL YRS	Actual Prior Years	Budget FYE 2017	FYE 2018	FYE 2019	FYE 2020	FYE 2021	FYE 2022	Beyond 5 Years
6201	Design	64,379	64,379							
6001	ROW	0								
6701	Utilities	0								
6101	Const	2,582,978	2,140,166	142,812	50,000	50,000	50,000	50,000	50,000	50,000
6301	Matls	0								
		0								
	<b>Total</b>	<b>2,647,357</b>	<b>2,204,545</b>	<b>142,812</b>	<b>50,000</b>	<b>50,000</b>	<b>50,000</b>	<b>50,000</b>	<b>50,000</b>	<b>50,000</b>

OPERATING IMPACT:                      negligible      Genl Fnd      ongoing maintenance

**STATUS & COMMENTS:**

**TOTAL PROJECT BUDGET BY FUND SOURCE AND PURPOSE:**

**THIS PROJECT NEEDS ASSISTANCE FROM:**

Purpose	Fnd 50			Total
Design	64,379			64,379
ROW	0			0
Utilities	0			0
Const.	2,582,978			2,582,978
Materials	0			0
<b>Total</b>	<b>2,647,357</b>	<b>0</b>	<b>0</b>	<b>2,647,357</b>
Reimbursable Account?	no			

Bldg Maint	yes
IT	
Pub Wks	
Utilities	
Parks	
Other	

Last Update      1/27/17

**ANNUAL BUDGET**

**CITY OF NORMAN**

<b>PROJECT TITLE:</b>	Security System Replacement & Expansion	<b>PROJECT TYPE:</b>	Bldgs & Gn ds	Improv t.
<b>PROJ. CATEGORY:</b>		<b>PROJECT NUMBER:</b>	BG0069	
<b>DEPARTMENT:</b>	Information Technology	<b>ACCOUNT NUMBER:</b>	050-9365-419	
<b>MANAGER:</b>	Kari Madden	<b>BEGIN &amp; END DATES:</b>	7/1/17	to 6/30/20
<b>WARD(s):</b>	All All	<b>LIFE EXPECTANCY:</b>	15 years or more	

**DETAILED PROJECT DESCRIPTION:**

This request is needed to replace the failing access control system (Win-Pak) in Building A, PD, PD SID, PD Range, and Water Treatment. We are currently on Win-Pak SE 2.0, which we no longer have maintenance on as support ended in 2011. We are experiencing challenges with door resets and the software often crashes and has to be reset to gain control of the doors it manages in Building A, PD, etc. All access to these buildings has to be maintained in both our access control systems which is very labor intensive for IT staff. The door readers in the Win-Pak system are getting old and costly repairs are getting more frequent. This request would first bring in the five buildings remaining on the Win-Pak system (Building A, Building B, Police SID, Water Treatment, Police Range) and only replace what is existing, once failing equipment has been replaced we will use any extra funds to build in camera's or security components to the facilities listed. Our core focus is getting this failing system out, if it fails the buildings will have to operate with manual keys and locks and no reporting capabilities. They will have to be manually locked and unlocked each morning and during business hours.

Municipal Court's camera system is in need of repair, this request would replace those camera's and add additional to cover the court room, clerks area for money handling and citizen interaction, safe. We will also attempt to put automatic door closures on doors that do not secure properly to the outside and have been found open after hours. The Genetec system could notify if a door does not lock after hours once we bring the door into the system.

Fleet's camera's are also in a failing state and recommended to address in the FYE18 as you will see below. These cameras monitor the fuel islands and Fleet parking lot areas. This does not include camera's for all the buildings at North Base that would be expanded in subsequent years.

All of these request will require additional storage for the video which was not calculated within the original requests. We allocated \$20,000 for storage expansion and \$30,000 to automate and log the gate at Street Maintenance which has numerous cell carriers accessing at will with no tracking the facility. It would be helpful to see access logging and times to the facility with all of the heavy equipment, materials, and chemical that is stored there. Not to mention the city has a secondary data center in a cell hut at this facility as well.

We have the new Genetec system in place at Police NIC, Building C, City Hall, and Fleet. Genetec is the City's new access control system as well the system that maintains electronic gates, camera systems, ID badge making, alarm notifications, etc. going forward. The system is fast, easy to use, and contains a variety of customizable reports. Genetec also runs our video surveillance system, which is distributed throughout the city. I.T. has two Genetec certified employees.

Subsequent years would address the additional projects requesting to have access control, camera's, or gate access brought into the Genetec system based on priority by Management. We will replace other camera's at Streets and other facilities in future years.

**EXPENDITURE SCHEDULE through CITY Accounts by FY**

Account Number	Cost Element	TOTAL ALL FISCAL YRS	Actual Prior Years	Budget FYE 2017	FYE 2018	FYE 2019	FYE 2020	FYE 2021	FYE 2022	Beyond 5 Years
6201	Design	0								
6001	ROW	0								
6701	Utilities	0								
6101	Const	1,025,000			125,000	300,000	300,000	300,000		
6301	Mats	0								
		0								
	<b>Total</b>	<b>1,025,000</b>	<b>0</b>	<b>0</b>	<b>125,000</b>	<b>300,000</b>	<b>300,000</b>	<b>300,000</b>	<b>0</b>	<b>0</b>

**OPERATING IMPACT:** slight      Genl Fnd      An increase to 42-26 for support and maintenance will be needed in 2019 and forward of up to

**STATUS & COMMENTS:**

This is a list of facilities we will work on in FYE2018. We are also noting which have duplicate request for funding that can be removed if this request funded.

Replacement of failing WinPak in Buildings A, PD, PD SID, Water Treatment, PD Range - \$125,000

Duplicate - Fleet fuel island camera system replacement and 4 cameras for outside the building surveillance - \$15,000

Police NIC Gate CIP request for \$75,000 mentions adding electronic gate to work with fobs but we can't tell the allocation for the gate and controls. This is not calculated in our project.

Duplicate - PD Range additional camera's - \$65,000 (If they did not budget a network

Duplicate - PD Range electronic gate - \$30,000

Duplicate - Municipal Court replace old camera system and bring into the Genetec system and expand cameras into the Court room and over the safe - \$15,000

Storage for the additional camera footage, bring gate at Street Maintenance into the Genetec system for logging access and monitoring.

**TOTAL PROJECT BUDGET BY FUND SOURCE AND PURPOSE:**

**THIS PROJECT NEEDS ASSISTANCE FROM:**

Purpose	Fnd 50		Total
Design	0		0
ROW			0
Utilities			0
Const.	1,450,000		1,450,000
Materials			0
<b>Total</b>	<b>1,450,000</b>	<b>0</b>	<b>1,450,000</b>

Bldg Maint	yes
IT	yes
Pub Wks	
Utilities	
Parks	
Other	

Reimbursable Account? no

Last Update 6/19/17

**ANNUAL BUDGET**

**CITY OF NORMAN**

PROJECT TITLE:	City Clerk's Office Remodel	PROJECT TYPE:	Bldgs & Gnds	Maint.
PROJ. CATEGORY:	Building and Grounds	PROJECT NUMBER:	BG	
DEPARTMENT:	City Clerk	ACCOUNT NUMBER:	050-	
MANAGER:	Brenda Hall	BEGIN & END DATES:	7/1/17	to 6/1/18
WARD(s):	4	LIFE EXPECTANCY:		

**DETAILED PROJECT DESCRIPTION:**

This project will improve necessary changes in the establishment of a walk up window in the Licensing/Permit Area in Building 201 and fire proof the records storage area.

**EXPENDITURE SCHEDULE through CITY Accounts by FY**

Account Number	Cost Element	TOTAL ALL FISCAL YRS	Actual Prior Years	Budget FYE 2017	FYE 2018	FYE 2019	FYE 2020	FYE 2021	FYE 2022	Beyond 5 Years
6201	Design	0								
6001	ROW	0								
6701	Utilities	0								
6101	Const	107,000				107,000				
6301	Mats	0								
		0								
	<b>Total</b>	<b>107,000</b>	<b>0</b>	<b>0</b>	<b>0</b>	<b>107,000</b>	<b>0</b>	<b>0</b>	<b>0</b>	<b>0</b>

OPERATING IMPACT: 

positive	Genl Fnd	ongoing licensing and permits
----------	----------	-------------------------------

**STATUS & COMMENTS:**

**TOTAL PROJECT BUDGET BY FUND SOURCE AND PURPOSE:**

**THIS PROJECT NEEDS ASSISTANCE FROM:**

Purpose	Fnd 50		Total
Design	0		0
ROW	0		0
Utilities	0		0
Const.	107,000		107,000
Materials	0		0
<b>Total</b>	<b>107,000</b>	<b>0</b>	<b>107,000</b>

Bldg Maint	yes
IT	yes
Pub Wks	no
Utilities	no
Parks	no
Other	no

Reimbursable Account? no

Last Update 1/27/17

**ANNUAL BUDGET**

**CITY OF NORMAN**

PROJECT TITLE:	City Datacenter Storage	PROJECT TYPE:	Bldgs & Gnds	Improv.
PROJ. CATEGORY:	Network Infrastructure	PROJECT NUMBER:	BG0056	
DEPARTMENT:	Information Technology	ACCOUNT NUMBER:	050-9365-419	
MANAGER:	Rob Gruver	BEGIN & END DATES:	7/1/16	to 10/1/17
WARD(s):	All All	LIFE EXPECTANCY:	6 years	

**DETAILED PROJECT DESCRIPTION:**

This is year two of a continuing three year project - This project is required to meet the demanding growth of the City data. The current storage no longer has capacity to support email discovery requests, saving of email files, user and department data saving of the files. The storage being replaced was funded in FYE09. We are presenting year 2 of 3 payoff option at 0% interest. In addition, the existing storage is end of support from the vendor (EMC) starting December 2016. We will no longer be able to get support or parts without leveraging 3rd party market parts and support.

**EXPENDITURE SCHEDULE through CITY Accounts by FY**

Account Number	Cost Element	TOTAL ALL FISCAL YRS	Actual Prior Years	Budget FYE 2017	FYE 2018	FYE 2019	FYE 2020	FYE 2021	FYE 2022	Beyond 5 Years
6201	Design	0								
6001	ROW	0								
6701	Utilities	0								
6101	Const	0								
6301	Mats	1,401,000		934,000	467,000					
		0								
	<b>Total</b>	<b>1,401,000</b>	<b>0</b>	<b>934,000</b>	<b>467,000</b>	<b>0</b>	<b>0</b>	<b>0</b>	<b>0</b>	<b>0</b>

OPERATING IMPACT: 

positive	Genl Fnd
----------	----------

**STATUS & COMMENTS:**

**TOTAL PROJECT BUDGET BY FUND SOURCE AND PURPOSE:**

**THIS PROJECT NEEDS ASSISTANCE FROM:**

Purpose	Fnd 50	Total
Design	0	0
ROW		0
Utilities		0
Const.	0	0
Materials	1,401,000	1,401,000
<b>Total</b>	<b>1,401,000</b>	<b>0 0 1,401,000</b>

Reimbursable Account? no

Bldg Maint	
IT	
Pub Wks	
Utilities	
Parks	
Other	

Last Update 1/27/17

**ANNUAL BUDGET**

## CITY OF NORMAN

<b>PROJECT TITLE:</b> City Website Redesign <b>PROJ. CATEGORY:</b> Network Infrastructure <b>DEPARTMENT:</b> Information Technology <b>MANAGER:</b> Rob Gruver <b>WARD(s):</b> All All	<b>PROJECT TYPE:</b> Bldgs & Gnds      Maint. <b>PROJECT NUMBER:</b> BG0063 <b>ACCOUNT NUMBER:</b> 050-9556-419 <b>BEGIN &amp; END DATES:</b> 7/1/16      to      10/1/17 <b>LIFE EXPECTANCY:</b> 15 years or more
--	--

**DETAILED PROJECT DESCRIPTION:**

The present City Website is in need of refresh for citizen appeal and application redevelopment. This redesign will be scalable to tablets, PCs, and mobile devices. The goal is to enhance citizens experience, navigation within pages and key information, and mobile accessibility.

**EXPENDITURE SCHEDULE through CITY Accounts by FY**

Account Number	Cost Element	TOTAL ALL FISCAL YRS	Actual Prior Years	Budget FYE 2017	FYE 2018	FYE 2019	FYE 2020	FYE 2021	FYE 2022	Beyond 5 Years
6201	Design	0								
6001	ROW	0								
6701	Utilities	0								
6101	Const	275,000			138,000	137,000				
6301	Mats	0								
		0								
<b>Total</b>		275,000	0	0	138,000	137,000	0	0	0	0

**OPERATING IMPACT:**      slight      Genl Fnd      Website Upgrade

**STATUS & COMMENTS:**

**TOTAL PROJECT BUDGET BY FUND SOURCE AND PURPOSE:**

**THIS PROJECT NEEDS ASSISTANCE FROM:**

Purpose	Fnd 50	Total
Design		0
ROW		0
Utilities		0
Const.	275,000	275,000
Materials		0
<b>Total</b>	275,000	275,000

Bldg Maint	
IT	
Pub Wks	
Utilities	
Parks	
Other	

Reimbursable Account?      no

Last Update      1/27/17

## ANNUAL BUDGET



## CITY OF NORMAN

PROJECT TITLE:	Debris Management Plan	PROJECT TYPE:	Stormwater Drainage		Maint.
PROJ. CATEGORY:		PROJECT NUMBER:	WS0002		
DEPARTMENT:	Public Works	ACCOUNT NUMBER:	050-9534-431		
MANAGER:	Greg Hall	BEGIN & END DATES:	11/1/08	to	
WARD(s):	All	LIFE EXPECTANCY:			

**DETAILED PROJECT DESCRIPTION:**

Natural disasters commonly occur in Oklahoma including wind storms, ice storms, flooding and tornados. Each event has its own unique debris removal and disposal requirements. When faced with natural disasters, planning is the key to preparedness. A Debris Management Plan ensures a quicker and more thorough and calculated response to a disaster. It also establishes a strategic framework for providing debris removal assistance in support of a Presidential-declared emergency or major disaster and helps qualify a city for additional Federal Emergency Management Agency (FEMA) dollars, in some cases. This additional assistance is explained in sections 403 (Essential Assistance) and 407 (Debris Removal) of the Robert T. Stafford Disaster Relief and Emergency Assistance Act (hereafter, the Stafford Act), 42 U.S.C. 5121-5206, and implementing regulations at 44 CFR Part 206. On November 25, 2008, City Council approved Contract No. K-0809-101 with Beck Disaster Recovery, Inc. (BDR) in the amount of \$64,949 to prepare the City's first ever Debris Management Plan. On September 8, 2009, City Council approved the plan. Due to recent changes to federal rules and regulations relating to natural disasters and FEMA aid, the Debris Management Plan needs to be updated to ensure that the City of Norman the maximum reimbursement allowed from FEMA for debris removal assistance. This project will fund that update.

**EXPENDITURE SCHEDULE through CITY Accounts by FY**

Account Number	Cost Element	TOTAL ALL FISCAL YRS	Actual Prior Years	Budget FYE 2017	FYE 2018	FYE 2019	FYE 2020	FYE 2021	FYE 2022	Beyond 5 Years
050-9534-431.62-01	Design	104,949	69,949		35,000					
	Const	0								
	Mats	0								
	Utilities	0								
		0								
		0								
	<b>Total</b>	<b>104,949</b>	<b>69,949</b>	<b>0</b>	<b>35,000</b>	<b>0</b>	<b>0</b>	<b>0</b>	<b>0</b>	<b>0</b>

OPERATING IMPACT:

negligible	Genl Fnd
------------	----------

**STATUS & COMMENTS:**

**TOTAL PROJECT BUDGET BY FUND SOURCE AND PURPOSE:**

Purpose	Fnd 50		Total
Design	104,949		104,949
ROW			0
Utilities			0
Const.			0
Materials			0
<b>Total</b>	<b>104,949</b>	<b>0</b>	<b>104,949</b>

**THIS PROJECT NEEDS ASSISTANCE FROM:**

Bldg Maint	
IT	
Pub Wks	
Utilities	
Parks	
Other	

Reimbursable Account? no

Last Update 1/27/17

## CITY OF NORMAN

<b>PROJECT TITLE:</b> ERP Replacement Project <b>PROJ. CATEGORY:</b> <b>DEPARTMENT:</b> Information Technology <b>MANAGER:</b> Kari Madden <b>WARD(s):</b> All All	<b>PROJECT TYPE:</b> Bldgs & Gnds      Improvt. <b>PROJECT NUMBER:</b> BG0070 <b>ACCOUNT NUMBER:</b> 050-9529-419 <b>BEGIN &amp; END DATES:</b> 7/1/17      to      6/30/18 <b>LIFE EXPECTANCY:</b> 10 years
--	--

**DETAILED PROJECT DESCRIPTION:**

The City's current ERP solution was originally the HTE system and was implemented in March of 1995. SunGard purchased and now owns HTE. The software runs on an IBM iSeries model 520 that will no longer be supported by IBM as of January 2019. The SunGard system running on the iSeries also has modules that support Municiple Court, Planning and Community Development, Mobile Field inspections, Permitting, etc. The system lacks modern reporting capabilities and ease of extraction of data. Numerous "shadow" systems or processes have had to be developed outside of the SunGard system in order to run calculations for budgeting, provide budget scenarios, input payroll, HR applicant tracking, invoicing, etc. The system lacks feature rich components that allow these processes in present solutions. The lack of these capabilities becomes very time consuming and labor intensive to City staff and management when using the system or getting data. The City is looking at vendor solutions and proposals for a modern and technically forward solution that also has redundancy and failover capabilities. To-date the system the City runs has no failover capability. This project would replace the City ERP solution, Municiple Court application, Planning and Community Development, Permits, possibly Parks and Recreation, etc and provide an integrated solution.

**EXPENDITURE SCHEDULE through CITY Accounts by FY**

Account Number	Cost Element	TOTAL ALL FISCAL YRS	Actual Prior Years	Budget FYE 2017	FYE 2018	FYE 2019	FYE 2020	FYE 2021	FYE 2022	Beyond 5 Years
6201	Design	4,200,000			1,050,000	1,050,000	1,050,000	1,050,000		
6001	ROW	0								
6701	Utilities	0								
6101	Const	0								
6301	Matls	0								
		0								
<b>Total</b>		4,200,000	0	0	1,050,000	1,050,000	1,050,000	1,050,000	0	0

**OPERATING IMPACT:**      slight      Genl Fnd      With an increase in 42-26 we could maintain support agreements for service and guarantee of p

**STATUS & COMMENTS:**

**TOTAL PROJECT BUDGET BY FUND SOURCE AND PURPOSE:      THIS PROJECT NEEDS ASSISTANCE FROM:**

	<b>Purpose</b>	<b>Fnd 50</b>			<b>Total</b>			
	Design	4,200,000			4,200,000	Bldg Maint		
	ROW				0	IT		
	Utilities				0	Pub Wks		
	Const.				0	Utilities		
	Materials				0	Parks		
					0	Other		
	<b>Total</b>	4,200,000	0	0	4,200,000			
<b>Reimbursable Account?</b>		no						Last Update      6/19/17

## ANNUAL BUDGET

## CITY OF NORMAN

PROJECT TITLE:	Greenbelt Acquisition	PROJECT TYPE:	Bldgs & Gnds	Improv.
PROJ. CATEGORY:	Buildings and Grounds	PROJECT NUMBER:	PR0040	
DEPARTMENT:	Planning and Community Development	ACCOUNT NUMBER:	050-9175-452	
MANAGER:	Susan Connors	BEGIN & END DATES:	7/1/06	to ongoing
WARD(s):	All	LIFE EXPECTANCY:	Permanent	

**DETAILED PROJECT DESCRIPTION:**

These funds are provided primarily for acquisition of property or conservation easements for parcels to become part of a Norman Greenbelt System. Thus far, funds have been directed towards matching funds for grants that have included both purchase of conservation easements, for trail projects, and for purchase of structures/properties in the floodplain. Funding was also provided as part of the Storm Water Master Plan project to develop a Greenway/Trails Master Plan. Future funds are anticipated to be used to implement the Greenway/Trails Master Plan and to acquire environmentally sensitive properties in the City.

**EXPENDITURE SCHEDULE through CITY Accounts by FY**

Account Number	Cost Element	TOTAL ALL FISCAL YRS	Actual Prior Years	Budget FYE 2017	FYE 2018	FYE 2019	FYE 2020	FYE 2021	FYE 2022	Beyond 5 Years
6201	Design	1,243,940	825,318	218,622	0	50,000	50,000	50,000	50,000	ongoing
6001	ROW	0								
6701	Utilities	0								
6101	Const	0								
6301	Matls	0								
		0								
	<b>Total</b>	<b>1,243,940</b>	<b>825,318</b>	<b>218,622</b>	<b>0</b>	<b>50,000</b>	<b>50,000</b>	<b>50,000</b>	<b>50,000</b>	<b>0</b>

OPERATING IMPACT:

negligible    Genl Fnd

**STATUS & COMMENTS:**

Grants have been obtained by the Norman Area Land Conservancy, through the NRCS Farmland Preservation Grant program, for the purchase of conservations easements. Also, funds have been provided as matching money for two trail grants administered through Parks and Recreation. Funds were provided to supplement the Storm Water Master Plan (DR0054) for inclusion of a Greenway/Trails Master Plan. Additionally funds were used to purchase 5 structures in the floodplain and to have them demolished. Land purchase, conservation easement purchase and funding for trail construction are all possible uses for these funds.

**TOTAL PROJECT BUDGET BY FUND SOURCE AND PURPOSE:**

**THIS PROJECT NEEDS ASSISTANCE FROM:**

Purpose				Total
Design	1,243,940			1,243,940
ROW	0			0
Utilities	0			0
Const.	0			0
Materials	0			0
<b>Total</b>	<b>1,243,940</b>	<b>0</b>	<b>0</b>	<b>1,243,940</b>

Bldg Maint	no
IT	no
Pub Wks	yes
Utilities	yes
Parks	yes
Other	no

Reimbursable Account?

Last Update    1/27/17

**CITY OF NORMAN**

PROJECT TITLE:	Mapping Update: Orthophoto, Planimetric, Contours	PROJECT TYPE:	Bldgs & Gnds	Maint.
PROJ. CATEGORY:		PROJECT NUMBER:	BG	
DEPARTMENT:	Planning and Community Development	ACCOUNT NUMBER:	050-9533-419	
MANAGER:	Joyce Green	BEGIN & END DATES:	7/1/97	to ongoing
WARD(s):	All	LIFE EXPECTANCY:	digitally archived data	

**DETAILED PROJECT DESCRIPTION:**

This project will update the City's base map to reflect new construction and any other changes on the ground, which have occurred since the last base map update was completed. The project will start in winter when leaf-off aerial photography will be collected. The deliverable products will be color digital aerial photography and an update of the planimetric (structures, paving, etc.) base map of entire city. This information is used for many purposes throughout the city including: permitting, storm water planning (particularly related to impervious surface), utility management, and public safety. Almost every development project, both public and private, starts with a map. The availability of recent, accurate, and complete mapping facilitates the effective management of the City's resources. Archived photos are regularly used for zoning and code compliance cases. The City may be able to coordinate this project with other ACOG agencies to reduce costs. It has two distinct components: aerial photography, which is budgeted at \$65,000; planimetric mapping, which is budgeted at \$80,000. The amount budgeted should allow the City of Norman to choose a data vendor from first tier contractors. The budget includes funding for computer hardware and software that is required to serve the data. This project is standard maintenance of the GIS database. It is completed every two years. Every few years elevation data is collected. The cost will be higher in those years. There is not a standard cycle for elevation information. It is completed when other city departments request it.

**EXPENDITURE SCHEDULE through CITY Accounts by FY**

Account Number	Cost Element	TOTAL ALL FISCAL YRS	Actual Prior Years	Budget FYE 2017	FYE 2018	FYE 2019	FYE 2020	FYE 2021	FYE 2022	Beyond 5 Years
BG0051-6201	Design	154,000	131,846	22,154						
BG0061-6201	Design	145,000		145,000						
BG00xx-6201	Design	145,000				145,000				
BG00xx-6201	Design	145,000						145,000		
BG00xx-6201	Design	0								ongoing
		0								
<b>Total</b>		<b>589,000</b>	<b>131,846</b>	<b>167,154</b>	<b>0</b>	<b>145,000</b>	<b>0</b>	<b>145,000</b>	<b>0</b>	<b>0</b>

**OPERATING IMPACT:**

slight	Genl Fnd	ongoing maintenance, utilities, computer services
--------	----------	---

**STATUS & COMMENTS:**

**TOTAL PROJECT BUDGET BY FUND SOURCE AND PURPOSE:**

**THIS PROJECT NEEDS ASSISTANCE FROM:**

Purpose	Fnd 50		Total
Design	154,000		154,000
Design	145,000		145,000
Design	145,000		145,000
Design	145,000		145,000
Design	0		0
<b>Total</b>	<b>589,000</b>	<b>0</b>	<b>589,000</b>

Bldg Maint	no
IT	yes
Pub Wks	no
Utilities	no
Parks	no
ACOG	yes

Reimbursable Account? no

Last Update 1/27/17

**ANNUAL BUDGET**

**CITY OF NORMAN**

PROJECT TITLE:	POLICE FIREARMS BERM RENOVATION	PROJECT TYPE:	Bldgs & Gnds	Maint.
PROJ. CATEGORY:	Police facilities	PROJECT NUMBER:	BG	
DEPARTMENT:	POLICE	ACCOUNT NUMBER:	050-	
MANAGER:	MAJOR FOSTER	BEGIN & END DATES:	7/1/19	to 6/30/21
WARD(s):	7	LIFE EXPECTANCY:	50 YEARS	

**DETAILED PROJECT DESCRIPTION:**

The current height of the range's berms are below industry standards and will continue to erode. The lack of adequate drainage compounds the erosion and routinely causes flooding during the rainy season. The age of the range combined with its frequent use by agencies throughout the area has resulted in a large concentration of lead. The amount of lead in the berm especially towards the top layers of soil is beginning to cause "backsplash" (fragments of bullets coming back towards the shooter).

If we intend to continue the use of this facility, the repairs to the range are inevitable. Because there are really no other facilities adequate for our needs and the fact that the Norman Police range services almost all of the areas law enforcement agencies, these repairs would have to be done in phases, which would include:

- Hire a firm to design, plan, and engineer a solution to the problems
- Create a new firing range to act a temporary range while the existing range is repaired.
- Repair/reengineer the current range area to solve berm issue and flooding issue.
- Repurpose temporary range to expand existing rifle range (optional)

**EXPENDITURE SCHEDULE through CITY Accounts by FY**

Account Number	Cost Element	TOTAL ALL FISCAL YRS	Actual Prior Years	Budget FYE 2017	FYE 2018	FYE 2019	FYE 2020	FYE 2021	FYE 2022	Beyond 5 Years
	Design	120,000					120,000			
	Const	250,000							250,000	
	Malls	750,000							750,000	
	Utilities	50,000							50,000	
		0								
		0								
	<b>Total</b>	<b>1,170,000</b>	<b>0</b>	<b>0</b>	<b>0</b>	<b>0</b>	<b>120,000</b>	<b>0</b>	<b>1,050,000</b>	<b>0</b>

OPERATING IMPACT:

negligible    Genl Fnd

**STATUS & COMMENTS:**

**TOTAL PROJECT BUDGET BY FUND SOURCE AND PURPOSE:**

**THIS PROJECT NEEDS ASSISTANCE FROM:**

Purpose	Fnd 50		Total
Design	120,000		120,000
ROW			0
Utilities	50,000		50,000
Const.	250,000		250,000
Materials	750,000		750,000
<b>Total</b>	<b>1,170,000</b>	<b>0</b>	<b>1,170,000</b>

Bldg Maint	
IT	
Pub Wks	
Utilities	
Parks	
ACOG	

Reimbursable Account? no

Last Update 4/5/17

**ANNUAL BUDGET**

**CITY OF NORMAN**

PROJECT TITLE:	Replace Core Network Switches	PROJECT TYPE:	Bldgs & Gnds	Maint.	
PROJ. CATEGORY:	Network Infrastructure	PROJECT NUMBER:	BG		
DEPARTMENT:	Information Technology	ACCOUNT NUMBER:	050-9365-419.63-01		
MANAGER:	Rob Gruver	BEGIN & END DATES:	7/1/16	to	7/1/17
WARD(s):	All	LIFE EXPECTANCY:	10 - 15 years		

**DETAILED PROJECT DESCRIPTION:**

Core Switches that operate and manage the City's network traffic are 10+ years old. This equipment is critical to city data operations - all network traffic is routed through these core switches.

**EXPENDITURE SCHEDULE through CITY Accounts by FY**

Account Number	Cost Element	TOTAL ALL FISCAL YRS	Actual Prior Years	Bud or Est FYE 2016	Adopted FYE 2017	Projected FYE 2018	Projected FYE 2019	Projected FYE 2020	Projected FYE 2021	Projected Beyond 5 Years
050-9365-419.63-01	Mats	275,000						275,000		
		0								
		0								
		0								
	<b>Total</b>	<b>275,000</b>	<b>0</b>	<b>0</b>	<b>0</b>	<b>0</b>	<b>0</b>	<b>275,000</b>	<b>0</b>	<b>0</b>

OPERATING IMPACT: moderate      Genl Fnd      Network infrastructure upgrade

**STATUS & COMMENTS:**

**TOTAL PROJECT BUDGET BY FUND SOURCE AND PURPOSE:**

**THIS PROJECT NEEDS ASSISTANCE FROM:**

Purpose	Fnd 50		Total
Design			0
ROW			0
Utilities			0
Const.			0
Materials	275,000		275,000
<b>Total</b>	<b>275,000</b>	<b>0</b>	<b>275,000</b>

Bldg Maint	
IT	
Pub Wks	
Utilities	
Parks	
ACOG	

Reimbursable Account? no

Last Update 4/5/17

**ANNUAL BUDGET**

**CITY OF NORMAN**

PROJECT TITLE:	Signage Replacement Municipal Complex	PROJECT TYPE:	Bldgs & Gnds	Maint.
PROJ. CATEGORY:	Building and Grounds	PROJECT NUMBER:	BG 0046	
DEPARTMENT:	City Clerk	ACCOUNT NUMBER:	050-9644-419.61-01	
MANAGER:	Matthew Smith	BEGIN & END DATES:	7/1/17	to 6/30/19
WARD(s):	4	LIFE EXPECTANCY:	10 years	

**DETAILED PROJECT DESCRIPTION:**

Signage upgrade/replacement for Municipal Complex including Facility Maintenance. This project will provide better wayfinding for citizens visiting City offices allowing them to locate their destination easily. The signage on the west side of the Library will also be upgraded to remove the Pioneer Library System Administrative Offices from the sign since they have moved to the former Border's building. This project will also provide signage for Facility Maintenance Division, which has moved in the Gray Street property.

**EXPENDITURE SCHEDULE through CITY Accounts by FY**

Account Number	Cost Element	TOTAL ALL FISCAL YRS	Actual Prior Years	Budget FYE 2017	FYE 2018	FYE 2019	FYE 2020	FYE 2021	FYE 2022	Beyond 5 Years
6201	Design	0								
6001	ROW	0								
6701	Utilities	0								
6101	Const	150,000		50,000		100,000				
6301	Mats	0								
		0								
	<b>Total</b>	<b>150,000</b>	<b>0</b>	<b>50,000</b>	<b>0</b>	<b>100,000</b>	<b>0</b>	<b>0</b>	<b>0</b>	<b>0</b>

OPERATING IMPACT: 

slight
--------

 Genl Fnd updating information for Norman citizens in order for them to find services they are needing

**STATUS & COMMENTS:**

**TOTAL PROJECT BUDGET BY FUND SOURCE AND PURPOSE:**

**THIS PROJECT NEEDS ASSISTANCE FROM:**

Purpose	Fnd 50		Total
Design	0		0
ROW	0		0
Utilities	0		0
Const.	150,000		150,000
Materials	0		0
<b>Total</b>	<b>150,000</b>	<b>0</b>	<b>150,000</b>

Bldg Maint	yes
IT	no
Pub Wks	no
Utilities	no
Parks	no
Other	no

Reimbursable Account? no

Last Update 1/27/17

**ANNUAL BUDGET**

**CITY OF NORMAN**

PROJECT TITLE:	Street Division North Base Facility	PROJECT TYPE:	Street Maintenance	Improv.
PROJ. CATEGORY:	Buildings and Grounds - New Building	PROJECT NUMBER:	BG	
DEPARTMENT:	Public Works	ACCOUNT NUMBER:	050-	
MANAGER:	Greg Hall	BEGIN & END DATES:	07-01-17	to 06-30-18
WARD(s):	8	LIFE EXPECTANCY:	50 years	

**DETAILED PROJECT DESCRIPTION:**

Construction of salt storage and loading facility at the North Base Facility on Da Vinci Street. The Street Division currently has one location for salt storage and loading of trucks at the Lindsey Street Yard Facility. Due to the expanding scope of snow/ice control operations, it has become necessary for a second location to have salt storage and loading that has the ability to service the northern half of Norman. This facility will enable the Street Division crews to cut the "dead head" time traveling to the Lindsey Yard location in southern Norman and give a more timely response to conditions in the expanding areas to the north.

**EXPENDITURE SCHEDULE through CITY Accounts by FY**

Account Number	Cost Element	TOTAL ALL FISCAL YRS	Actual Prior Years	Budget FYE 2017	FYE 2018	FYE 2019	FYE 2020	FYE 2021	FYE 2022	Beyond 5 Years
		0								
		0								
		0								
		0								
050-	Const	325,000	0	0	0	0	325,000	0	0	
050-	Matls	150,000	0	0	0	0	150,000	0	0	
	<b>Total</b>	<b>475,000</b>	<b>0</b>	<b>0</b>	<b>0</b>	<b>0</b>	<b>475,000</b>	<b>0</b>	<b>0</b>	<b>0</b>

**OPERATING IMPACT:**

negligible      Genl Fnd      Personnel, Capital Equipment and Materials.

**STATUS & COMMENTS:**

**TOTAL PROJECT BUDGET BY FUND SOURCE AND PURPOSE:**

**THIS PROJECT NEEDS ASSISTANCE FROM:**

Purpose	Fnd 50		Total
Design			0
ROW			0
Utilities			0
Const.	325,000		325,000
Materials	150,000		150,000
<b>Total</b>	<b>475,000</b>	<b>0</b>	<b>475,000</b>

Bldg Maint	
IT	
Pub Wks	
Utilities	
Parks	
Other	

Reimbursable Account?      no

Last Update      01-30-2017



**CITY OF NORMAN**

PROJECT TITLE:	Video Conferencing Expansion	PROJECT TYPE:	Bldgs & Gnds	Maint.
PROJ. CATEGORY:	Network Infrastructure	PROJECT NUMBER:	BG	
DEPARTMENT:	Information Technology	ACCOUNT NUMBER:	050-9365-4193.63-01	
MANAGER:	Kari Madden	BEGIN & END DATES:	7/1/21	to 6/30/22
WARD(s):	All All	LIFE EXPECTANCY:	15 years or more	

**DETAILED PROJECT DESCRIPTION:**

This project will add full video conferencing capability for conference room to conference room between these listed, allow outside video conferencing leveraging the City Webex, allow inbound callers to leverage our Webex for video conferences as well. The video capability is high definition providing a professional and high quality experience when used for interviews, briefings, conferences, or even emergency planning. We anticipate additional rooms throughout the City will also be requested to have the same capability so all can leverage professional quality conferencing from meeting rooms.

- PD Investigations facility main auditorium
- PD large briefing room
- PD Chief conference room
- HR conference room
- Building A conference room D (the large conference room)

**EXPENDITURE SCHEDULE through CITY Accounts by FY**

Account Number	Cost Element	TOTAL ALL FISCAL YRS	Actual Prior Years	Budget FYE 2017	FYE 2018	FYE 2019	FYE 2020	FYE 2021	FYE 2022	Beyond 5 Years
	Design	0								
	ROW	0								
	Utilities	0								
	Const	0								
6301	Matls	162,250							162,250	
		0								
	<b>Total</b>	<b>162,250</b>	<b>0</b>	<b>0</b>	<b>0</b>	<b>0</b>	<b>0</b>	<b>0</b>	<b>162,250</b>	<b>0</b>

OPERATING IMPACT:      slight      Genl Fnd      Expand Webex and video conferencing into conference rooms, increase in 42-26

**STATUS & COMMENTS:**

**TOTAL PROJECT BUDGET BY FUND SOURCE AND PURPOSE:**

**THIS PROJECT NEEDS ASSISTANCE FROM:**

Purpose	Fnd 50		Total
Design			0
ROW			0
Utilities			0
Const.			0
Materials	162,250		162,250
<b>Total</b>	<b>162,250</b>	<b>0</b>	<b>162,250</b>

Reimbursable Account?      no

Bldg Maint	
IT	
Pub Wks	
Utilities	
Parks	
Other	

Last Update      1/27/17

**ANNUAL BUDGET**

**CITY OF NORMAN**

PROJECT TITLE:	Park Site Amenities and Furnishings	PROJECT TYPE:	Parks & Recreation	Maint.
PROJ. CATEGORY:	Misc. Maintenance	PROJECT NUMBER:	PR0013	
DEPARTMENT:	Parks and Recreation	ACCOUNT NUMBER:	050-9973-452	
MANAGER:	Mitch Miles	BEGIN & END DATES:	7/1/04	to 6/30/30
WARD(s):	All	LIFE EXPECTANCY:	25 years	

**DETAILED PROJECT DESCRIPTION:**

This project is for the upgrade and replacement of old and high maintenance park amenities. Items such as old picnic tables and benches will be replaced. Concrete pads will be installed under new and existing amenities to protect them from mower damage and to provide an all-weather surface for the user. Also included could be such items as deteriorated or damaged grills, trash cans, bleachers, bike racks, sports equipment, etc...

**EXPENDITURE SCHEDULE through CITY Accounts by FY**

Account Number	Cost Element	TOTAL ALL FISCAL YRS	Actual Prior Years	Budget FYE 2017	FYE 2018	FYE 2019	FYE 2020	FYE 2021	FYE 2022	Beyond 5 Years
6201	Mats	223,415	80,245	43,170	20,000	20,000	20,000	20,000	20,000	
6001	Const	0								
6701	Utilities	0								
6101	Const	0								
6301	Mats	0	0							
<b>Total</b>		<b>223,415</b>	<b>80,245</b>	<b>43,170</b>	<b>20,000</b>	<b>20,000</b>	<b>20,000</b>	<b>20,000</b>	<b>20,000</b>	<b>0</b>

OPERATING IMPACT:

negligible      Genl Fnd

**STATUS & COMMENTS:**

**TOTAL PROJECT BUDGET BY FUND SOURCE AND PURPOSE:**

Purpose	Fnd 50			Total
Design	0			0
ROW	0			0
Utilities	0			0
Const.	0			0
Materials	20,000			20,000
<b>Total</b>	<b>20,000</b>	<b>0</b>	<b>0</b>	<b>20,000</b>
Reimbursable Account?	no			

**THIS PROJECT NEEDS ASSISTANCE FROM:**

Bldg Maint	no
IT	no
Pub Wks	no
Utilities	no
Parks	
Other	no

Last Update 2/1/17

## CITY OF NORMAN

<b>PROJECT TITLE:</b>	Tree Program-Matching Funds	<b>PROJECT TYPE:</b>	Parks & Recreation	<b>Improv.</b>
<b>PROJ. CATEGORY:</b>	Parks & Recreation	<b>PROJECT NUMBER:</b>	PR0212	
<b>DEPARTMENT:</b>	Parks and Recreation	<b>ACCOUNT NUMBER:</b>	050-9966-452	
<b>MANAGER:</b>	James Briggs	<b>BEGIN &amp; END DATES:</b>	7/1/03	to 6/30/20
<b>WARD(s):</b>	All	<b>LIFE EXPECTANCY:</b>	25 years	

**DETAILED PROJECT DESCRIPTION:**

Annual Program to fund selected tree planting projects. It will allow the purchase and planting of trees and irrigation on any park/or public lands in a matching fund fashion (similar to the sidewalk repair program) The types of trees and their locations will need City approval prior to installation. If no matching funds are provided for a given project, park planners will determine locations that need tree planting and spend these funds on those projects without a match from any particular group.

**EXPENDITURE SCHEDULE through CITY Accounts by FY**

Account Number	Cost Element	TOTAL ALL FISCAL YRS	Actual Prior Years	Budget FYE 2017	FYE 2018	FYE 2019	FYE 2020	FYE 2021	FYE 2022	Beyond 5 Years
050-9966-452.6301	Matls	160,072	98,416	11,656	10,000	10,000	10,000	10,000	10,000	
6001	Const	0								
6701	Utilities	0								
6101	Const									
6301	Matls									
		0								
	<b>Total</b>	<b>160,072</b>	<b>98,416</b>	<b>11,656</b>	<b>10,000</b>	<b>10,000</b>	<b>10,000</b>	<b>10,000</b>	<b>10,000</b>	<b>0</b>

**OPERATING IMPACT:**

negligible	Genl Fnd	Irrigation Maintenance and pruning
------------	----------	------------------------------------

**STATUS & COMMENTS:**

**TOTAL PROJECT BUDGET BY FUND SOURCE AND PURPOSE:**

**THIS PROJECT NEEDS ASSISTANCE FROM:**

Purpose	Fnd 50		Total
Design			0
ROW	0		0
Utilities	0		0
Const.			0
Materials	10,000		10,000
<b>Total</b>	<b>10,000</b>	<b>0</b>	<b>10,000</b>

Bldg Maint	no
IT	no
Pub Wks	no
Utilities	no
Parks	
Other	no

Reimbursable Account? no

Last Update 2/1/17

**CITY OF NORMAN**

PROJECT TITLE:	Drainage Miscellaneous Annual Projects	PROJECT TYPE:	Stormwater Drainage	Maint.
PROJ. CATEGORY:	General Maintenance	PROJECT NUMBER:	DR0019	
DEPARTMENT:	Public Works	ACCOUNT NUMBER:	050-9967-431	
MANAGER:	Carrie Evenson	BEGIN & END DATES:	7/1/15	to Annual
WARD(s):	All	LIFE EXPECTANCY:	20 years	

**DETAILED PROJECT DESCRIPTION:**

Every year, several small (\$2,000 - \$10,000) unplanned drainage projects, which are typically reported to staff via citizen requests, are not constructed because they have not been funded. This program funds these small drainage projects. These projects include repairing concrete flumes between houses, damaged or improperly sized storm sewer inlets and installation of new storm sewer inlets. This project will provide staff with the necessary funding to construct these small drainage projects. In so doing, it will produce a very positive citizen impact.

**EXPENDITURE SCHEDULE through CITY Accounts by FY**

Account Number	Cost Element	TOTAL ALL FISCAL YRS	Actual Prior Years	Budget FYE 2017	FYE 2018	FYE 2019	FYE 2020	FYE 2021	FYE 2022	Beyond 5 Years
	Design	0								
6101	Const	571,098	213,053	133,045	45,000	45,000	45,000	45,000	45,000	ongoing
	Mats	0								
	Utilities	0								
		0								
		0								
	<b>Total</b>	<b>571,098</b>	<b>213,053</b>	<b>133,045</b>	<b>45,000</b>	<b>45,000</b>	<b>45,000</b>	<b>45,000</b>	<b>45,000</b>	<b>45,000</b>

**OPERATING IMPACT:**

positive	Genl Fnd	While maintenance of infrastructure is required, generally these small drainage projects will result in a decreased in overall City of Norman effort and budget expenditure due to updating, upgrading, and increased level of service and reduction in necessary response to customer complaints.
----------	----------	--

**STATUS & COMMENTS:**

**TOTAL PROJECT BUDGET BY FUND SOURCE AND PURPOSE:**

Purpose	Fnd 50		Total
Design			0
ROW			0
Utilities			0
Const.	571,098		571,098
Materials			0
<b>Total</b>	<b>571,098</b>	<b>0</b>	<b>571,098</b>
Reimbursable Account?	no		

**THIS PROJECT NEEDS ASSISTANCE FROM:**

Bldg Maint	
IT	
Pub Wks	
Utilities	
Parks	
Other	

Last Update 1/27/17

**ANNUAL BUDGET**

**URBAN CONCRETE PAVEMENT REHABILITATION**

PROJ #	YEAR	STREET NAME	LIMITS	COST	PRIORITY	Adj Cost
BP0380	2018	<b>Brookhaven Add</b>	<b>(eleven locations)</b>	\$ 578,600		
		Parkside Rd	N 500 Blk / Gloucester Ln	\$ 86,900		
		Flint Ridge Ct	Sherburne Rd / South End	\$ 24,200		
		Wyndham Pl	Danfield Dr / W 3800 Blk	\$ 41,800		
		Sam Gordon Dr	Bentbrook Pl / End	\$ 29,700		
		Hearthstone	Sam Gordon Dr / Harrogate Dr	\$ 31,900		
		Brookhollow Rd	36th Ave NW / Parkside Rd	\$ 102,300		
		Harrogate Dr	Parkside Rd / 48th Ave NW	\$ 53,900		
		Blue Sage Rd	Meadow Ridge Rd / Thistlewood Dr	\$ 12,100		
		Thistlewood Dr	Blue Sage Rd / Huntershill Rd	\$ 78,100		
		Blue Sage Ct	Meadow Ridge Rd / 4400 Blk	\$ 30,800		
		Manor Hill Dr	Robinson St / 48th Ave NW	\$ 86,900		
BP0381	2018	<b>Cambridge Add</b>	<b>(five locations)</b>	\$ 96,800		
		Deerhurst Dr	Cypress Lake Dr / Cypress Lake Dr	\$ 17,600		
		Cypress Lake Dr	Rhoades Dr / 48th Ave NW	\$ 48,400		
		Lyon Dr	Cypress Lake Dr / Deerhurst Dr	\$ 30,800		
BP0382	2018	<b>Arbor Lakes Add</b>	<b>(two locations)</b>	\$ 31,900		
		Wellman Way	48th Ave NW / Reginald Dr	\$ 19,800		
		Reginald Dr	Wellman Way / Beth Dean Dr	\$ 12,100		
BP0383	2018	<b>Cherry Creek Add</b>	<b>(two locations)</b>	\$ 52,800		
		Morrison Cir	Stone Well Dr / W 3900 Blk	\$ 4,400		
		Westerview Dr	Cherry Creek Dr / 36th Ave SW	\$ 48,400		
BP0384	2018	<b>Carlisle Cir</b>	<b>Woods Ave / Woods Ave</b>	\$ 125,400		
BP0385	2018	<b>Castro St</b>	<b>Ponca Ave / Classen Blvd</b>	\$ 26,400		
BP0386	2018	<b>University Heights Add</b>	<b>(two locations)</b>	\$ 171,600		
		Lincoln Ave	Lindsey St / Stinson St	\$ 100,100		
		Fleetwood Dr	James Dr / Parkview Terrace	\$ 71,500		
BP0387	2018	<b>Woodslawn Add</b>	<b>(three locations)</b>	\$ 469,700		
		Sunrise St	Shiloh Dr / End	\$ 30,800		
		Beaumont St	Beaumont Dr / 12th Ave SE	\$ 206,800		
		Sunrise St	Beaumont Dr / E 1700 Blk	\$ 232,100		
BP0388	2018	<b>Westwood Add</b>	<b>(two locations)</b>	\$ 138,600		
		Royal Oak	Crestmont St / Forest Dr	\$ 77,000		
		Sundown Dr	Iowa St / Forest Dr	\$ 61,600		
BP0389	2018	<b>Oakwood Dr</b>	<b>McGee Dr / Wylie Rd</b>	\$ 61,600		
<b>YEAR 2018</b>				\$ 1,753,400		
						06-20-2017

**CITY OF NORMAN**

PROJECT TITLE:	Drainage Miscellaneous Annual Projects	PROJECT TYPE:	Stormwater Drainage	Maint.
PROJ. CATEGORY:	General Maintenance	PROJECT NUMBER:	DR0019	
DEPARTMENT:	Public Works	ACCOUNT NUMBER:	050-9967-431	
MANAGER:	Carrie Evenson	BEGIN & END DATES:	7/1/15	to Annual
WARD(s):	All	LIFE EXPECTANCY:	20 years	

**DETAILED PROJECT DESCRIPTION:**

Every year, several small (\$2,000 - \$10,000) unplanned drainage projects, which are typically reported to staff via citizen requests, are not constructed because they have not been funded. This program funds these small drainage projects. These projects include repairing concrete flumes between houses, damaged or improperly sized storm sewer inlets and installation of new storm sewer inlets. This project will provide staff with the necessary funding to construct these small drainage projects. In so doing, it will produce a very positive citizen impact.

**EXPENDITURE SCHEDULE through CITY Accounts by FY**

Account Number	Cost Element	TOTAL ALL FISCAL YRS	Actual Prior Years	Budget FYE 2017	FYE 2018	FYE 2019	FYE 2020	FYE 2021	FYE 2022	Beyond 5 Years
	Design	0								
6101	Const	571,098	213,053	133,045	45,000	45,000	45,000	45,000	45,000	ongoing
	Mats	0								
	Utilities	0								
		0								
		0								
	<b>Total</b>	<b>571,098</b>	<b>213,053</b>	<b>133,045</b>	<b>45,000</b>	<b>45,000</b>	<b>45,000</b>	<b>45,000</b>	<b>45,000</b>	<b>45,000</b>

**OPERATING IMPACT:**

positive	Genl Fnd	While maintenance of infrastructure is required, generally these small drainage projects will result in a decreased in overall City of Norman effort and budget expenditure due to updating, upgrading, and increased level of service and reduction in necessary response to customer complaints
----------	----------	---

**STATUS & COMMENTS:**

**TOTAL PROJECT BUDGET BY FUND SOURCE AND PURPOSE:**

**THIS PROJECT NEEDS ASSISTANCE FROM:**

Purpose	Fnd 50		Total
Design			0
ROW			0
Utilities			0
Const.	571,098		571,098
Materials			0
<b>Total</b>	<b>571,098</b>	<b>0</b>	<b>571,098</b>

Bldg Maint	
IT	
Pub Wks	
Utilities	
Parks	
Other	

Reimbursable Account? no

Last Update 1/27/17

**ANNUAL BUDGET**



# CITY OF NORMAN

PROJECT TITLE:	Drainage Projects	PROJECT TYPE:	Stormwater Drainage	Improv.
PROJ. CATEGORY:	Drainage	PROJECT NUMBER:	DR0057	
DEPARTMENT:	Public Works	ACCOUNT NUMBER:	050-9968-431	
MANAGER:	Carrie Evenson	BEGIN & END DATES:	7/1/15	to Annual
WARD(s):	All	LIFE EXPECTANCY:	20 years	

**DETAILED PROJECT DESCRIPTION:**

This is an ongoing annual program to address smaller stormwater drainage problems around the City. Specific locations will be identified during each annual budget process. Specific projects by fiscal year can be found on the attached sheet.

**EXPENDITURE SCHEDULE through CITY Accounts by FY**

Account Number	Cost Element	TOTAL ALL FISCAL YRS	Actual Prior Years	Budget FYE 2017	FYE 2018	FYE 2019	FYE 2020	FYE 2021	FYE 2022	Beyond 5 Years
6201	Design	1,188,441	1,188,441							
6101	Const	4,962,666	2,988,711	548,955	285,000	285,000	285,000	285,000	285,000	Ongoing
	Matls	0								
	Utilities	0								
		0								
		0								
	<b>Total</b>	<b>6,151,107</b>	<b>4,177,152</b>	<b>548,955</b>	<b>285,000</b>	<b>285,000</b>	<b>285,000</b>	<b>285,000</b>	<b>285,000</b>	<b>0</b>

OPERATING IMPACT:

**STATUS & COMMENTS:**

**TOTAL PROJECT BUDGET BY FUND SOURCE AND PURPOSE:**

Purpose	Fnd 50		Total
Design	1,188,441		1,188,441
ROW			0
Utilities			0
Const.	4,962,666		4,962,666
Materials			0
<b>Total</b>	<b>6,151,107</b>	<b>0</b>	<b>6,151,107</b>

**THIS PROJECT NEEDS ASSISTANCE FROM:**

Bldg Maint	
IT	
Pub Wks	
Utilities	
Parks	
Other	

Reimbursable Account?  no

Last Update 1/27/17

## ANNUAL BUDGET





**CITY OF NORMAN**

<b>PROJECT TITLE:</b>	The Vineyard Detention Drainage Design	<b>PROJECT TYPE:</b>	Stormwater Drainage		Improv.
<b>PROJ. CATEGORY:</b>	Drainage	<b>PROJECT NUMBER:</b>	DR0020		
<b>DEPARTMENT:</b>	Public Works	<b>ACCOUNT NUMBER:</b>	050-9528-431		
<b>MANAGER:</b>	Carrie Evenson	<b>BEGIN &amp; END DATES:</b>	7/1/17	to	
<b>WARD(s):</b>	All	<b>LIFE EXPECTANCY:</b>	20 years		

**DETAILED PROJECT DESCRIPTION:**

The detention facility for the Vineyard Subdivision has become inadequate. The City would design improvements and the home owners association would fund the construction.

**EXPENDITURE SCHEDULE through CITY Accounts by FY**

Account Number	Cost Element	TOTAL ALL FISCAL YRS	Actual Prior Years	Budget FYE 2017	FYE 2018	FYE 2019	FYE 2020	FYE 2021	FYE 2022	Beyond 5 Years
62-01	Design	20,000			20,000					
	Const	0								
	Matls	0								
	Utilities	0								
		0								
		0								
	<b>Total</b>	20,000	0	0	20,000	0	0	0	0	0

OPERATING IMPACT:

--	--	--

**STATUS & COMMENTS:**

**TOTAL PROJECT BUDGET BY FUND SOURCE AND PURPOSE:**

**THIS PROJECT NEEDS ASSISTANCE FROM:**

Purpose	Fnd 50	Private	Total
Design	20,000		20,000
ROW			0
Utilities			0
Const.			0
Materials			0
<b>Total</b>	20,000	0	20,000
Reimbursable Account?	no		

Bldg Maint	
IT	
Pub Wks	
Utilities	
Parks	
Other	

Last Update 6/19/17

**CITY OF NORMAN**

PROJECT TITLE:	Lake Thunderbird Watershed TMDL Compliance	PROJECT TYPE:	Stormwater Drainage	Improv.
PROJ. CATEGORY:	Stormwater Drainage	PROJECT NUMBER:	DR0061	
DEPARTMENT:	Public Works	ACCOUNT NUMBER:	050-9968-431	
MANAGER:	Carrie Evenson	BEGIN & END DATES:	7/1/14	to Annual
WARD(s):	All	LIFE EXPECTANCY:		

**DETAILED PROJECT DESCRIPTION:**

On November 5, 2015, the City submitted Compliance and Monitoring Plans (Plans) to the Oklahoma Department of Environmental Quality (ODEQ) for their review. ODEQ approved the City's Plans on September 21, 2016, and the Council adopted the approved Plans on October 25, 2016, through Council Resolution R-1617-41. This was the culmination of a contract entered into by the City with Olsson Associates to develop a plan to bring the City's stormwater discharges into compliance with the Waste Load Allocations developed from the Lake Thunderbird TMDL. The City will begin the first 5 year cycle by implementing a Monitoring Plan to establish a baseline for flow and pollutant loading of streams flowing from or through the City to Lake Thunderbird. Pollutants to be monitored are nitrogen, phosphorus, and total suspended solids. BMPs will also be implemented as part of the City's Compliance Plan beginning with education campaigns and enhancing programs already in place, progressing to increasing cleaning efforts. These efforts during the first 5 years are aimed at reducing pollutants in stormwater runoff at the source. The Plans and the results of the monitoring will be reviewed at the end of this initial 5 year cycle to determine where best to establish structural BMPs during the next 5 year cycle. The budgets developed for FYE 2016 and onward are for implementation of the Monitoring Plan.

**EXPENDITURE SCHEDULE through CITY Accounts by FY**

Account Number	Cost Element	TOTAL ALL FISCAL YRS	Actual Prior Years	Budget FYE 2017	FYE 2018	FYE 2019	FYE 2020	FYE 2021	FYE 2022	Beyond 5 Years
	Design	2,614,152	591,421	522,731	300,000	300,000	300,000	300,000	300,000	Ongoing
	Const	0								
	Mats	0								
	Utilities	0								
		0								
		0								
	<b>Total</b>	<b>2,614,152</b>	<b>591,421</b>	<b>522,731</b>	<b>300,000</b>	<b>300,000</b>	<b>300,000</b>	<b>300,000</b>	<b>300,000</b>	<b>300,000</b>

OPERATING IMPACT: positive Genl Fnd This project should have a positive impact on operations. As water quality entering Lake Thunderbird improves, drinking water quality will improve.

**STATUS & COMMENTS:**

Contract No. K-1516-79 was established between the City and the Oklahoma Water Resources Board on January 26, 2016. Monitoring began in March 2016 and is ongoing.

**TOTAL PROJECT BUDGET BY FUND SOURCE AND PURPOSE:**

**THIS PROJECT NEEDS ASSISTANCE FROM:**

Purpose	Fnd 50			Total
Design	2,614,152			2,614,152
ROW				0
Utilities				0
Const.				0
Materials				0
<b>Total</b>	<b>2,614,152</b>	<b>0</b>	<b>0</b>	<b>2,614,152</b>
Reimbursable Account?	no			

Bldg Maint	
IT	
Pub Wks	
Utilities	
Parks	
Other	

Last Update 1/27/17

**CITY OF NORMAN**

PROJECT TITLE:	24th East Widening from Lindsey to Robinson	PROJECT TYPE:	Transp. w/ Fedl Fndg	Improv.
PROJ. CATEGORY:	Roadway widening	PROJECT NUMBER:	BP0192	
DEPARTMENT:	Public Works	ACCOUNT NUMBER:	050-9552-431	
MANAGER:	Tim Miles	BEGIN & END DATES:	7/1/12	to 6/1/18
WARD(s):	1 6	LIFE EXPECTANCY:	20 Years	

**DETAILED PROJECT DESCRIPTION:**

This project is one of the eight 2012 bond projects. This project will widen 24th East from Lindsey Street to Robinson Street to four lane, add 5-foot bike lanes on both sides of 24th Avenue East, relocate portions of 30",24" waterlines and the water well located at the SE corner of Robinson and 24th.

**EXPENDITURE SCHEDULE through CITY Accounts by FY**

Account Number	Cost Element	TOTAL ALL FISCAL YRS	Actual Prior Years	Budget FYE 2017	FYE 2018	FYE 2019	FYE 2020	FYE 2021	FYE 2022	Beyond 5 Years
050-9552-431.60-01	ROW	100,000	1,452	98,548						
050-9552-431.61-01	Const	1,938,400	0			1,938,400				
050-9552-431.62-01	Design	875,268	561,682	313,586						
050-9552-431.67-01	Utilities	2,105,400		2,105,400						
		0								
		0								
	<b>Total</b>	<b>5,019,068</b>	<b>563,134</b>	<b>2,517,534</b>	<b>0</b>	<b>1,938,400</b>	<b>0</b>	<b>0</b>	<b>0</b>	<b>0</b>

**OPERATING IMPACT:**

negligible	Genl Fnd	Maintenance of roadway, signals and lighting
------------	----------	--

**STATUS & COMMENTS:**

The City thus far collected \$118,332 from developers for the widening of 24th NE. Also, in the contract the City signed with the JD McCarty Center, if widening of 24th NE is initiated by their phase II expansion, they will pay for half of the engineering design, utility relocation and the local share of the street construction. This project is eligible for federal funding through ACOG which will pay for 80% of the construction cost. Project is on the 2012 Bond List

**TOTAL PROJECT BUDGET BY FUND SOURCE AND PURPOSE:**

**THIS PROJECT NEEDS ASSISTANCE FROM:**

Purpose	2012 GOB	Fed. Aid		Total
ROW	100,000			100,000
Const	1,938,400	7,830,400		9,768,800
Design	875,268			875,268
Utilities	2,105,400			2,105,400
Materials				0
<b>Total</b>	<b>5,019,068</b>	<b>7,830,400</b>	<b>0</b>	<b>12,849,468</b>

Bldg Maint	no
IT	no
Pub Wks	yes
Utilities	yes
Parks	no
Other	no

Reimbursable Account? no no

Last Update 1/27/17

**ANNUAL BUDGET**

**CITY OF NORMAN**

PROJECT TITLE:	36th NW Tecumseh to Indian Hills	PROJECT TYPE:	Transp. w/ Fedl Fndg	Improv.
PROJ. CATEGORY:	Roadway Widening	PROJECT NUMBER:	BP0197	
DEPARTMENT:	Public Works	ACCOUNT NUMBER:	050-9552-431	
MANAGER:	John Clink	BEGIN & END DATES:	8/1/12	to 1/1/20
WARD(s):	8	LIFE EXPECTANCY:	20 Years	

**DETAILED PROJECT DESCRIPTION:**

Roadway widening and reconstruction (from 2 to 4 lanes) and intersection widening and new traffic signal at the 36th Avenue NW intersects and Franklin Road intersection

**EXPENDITURE SCHEDULE through CITY Accounts by FY**

Account Number	Cost Element	TOTAL ALL FISCAL YRS	Actual Prior Years	Budget FYE 2017	FYE 2018	FYE 2019	FYE 2020	FYE 2021	FYE 2022	Beyond 5 Years
050-9552-431.62-01	Design	655,179	340,693	263,186		51,300				
050-9552-431.60-01	ROW	1,079,690		1,079,690						
050-9552-431.67-01	Utilities	427,800				427,800				
050-9552-431.61-01	Const	3,157,840	15	246,423			2,911,402			
		0								
		0								
	<b>Total</b>	<b>5,320,509</b>	<b>340,708</b>	<b>1,589,299</b>	<b>0</b>	<b>479,100</b>	<b>2,911,402</b>	<b>0</b>	<b>0</b>	<b>0</b>

**OPERATING IMPACT:**

negligible      Genl Fnd      Maintenance of roadway, signals and lighting

**STATUS & COMMENTS:**

This project is one of the eight 2012 bond project and is eligible for federal funding through ACOG which will pay for 80% of the construction cost. Project is under design and survey is complete.

**TOTAL PROJECT BUDGET BY FUND SOURCE AND PURPOSE:**

Purpose	2012 GOB	Fed. Aid	Total
Design	655,179		655,179
ROW	1,079,690		1,079,690
Utilities	427,800		427,800
Const.	3,157,840	11,500,000	14,657,840
Materials			0
<b>Total</b>	<b>5,320,509</b>	<b>11,500,000</b>	<b>16,820,509</b>
Reimbursable Account?	no	no	

**THIS PROJECT NEEDS ASSISTANCE FROM:**

Bldg Maint	
IT	
Pub Wks	
Utilities	
Parks	
Other	

Last Update 4/5/17

**ANNUAL BUDGET**

**CITY OF NORMAN**

PROJECT TITLE:	Alameda Street Safety Project	PROJECT TYPE:	Transp. w/ Fedl Fndg	Improv.
PROJ. CATEGORY:	Roadway Widening	PROJECT NUMBER:	BP0190	
DEPARTMENT:	Public Works	ACCOUNT NUMBER:	050-9552-431	
MANAGER:	John Clink	BEGIN & END DATES:	6/1/12	to 12/1/20
WARD(s):	2	LIFE EXPECTANCY:	20 Years	

**DETAILED PROJECT DESCRIPTION:**

This project will widen Alameda from 2 lanes to 5 lanes from 1/2 a mile east of 24th Avenue E to 36th Avenue E and add shoulders to Alameda Street from 36th Avenue E to 48th Avenue E

**EXPENDITURE SCHEDULE through CITY Accounts by FY**

Account Number	Cost Element	TOTAL ALL FISCAL YRS	Actual Prior Years	Budget FYE 2017	FYE 2018	FYE 2019	FYE 2020	FYE 2021	FYE 2022	Beyond 5 Years
050-9552-431.62-01	Design	196,975	131,856	65,119						
050-9552-431.60-01	ROW	6,625		6,625						
050-9552-431.67-01	Utilities	352,300		352,300						
050-9552-431.61-01	Const	900,000					900,000			
		0								
		0								
	<b>Total</b>	<b>1,455,900</b>	<b>131,856</b>	<b>424,044</b>	<b>0</b>	<b>0</b>	<b>0</b>	<b>900,000</b>	<b>0</b>	<b>0</b>

**OPERATING IMPACT:**

negligible      Genl Fnd      Maintenance of roadway, signals and lighting

**STATUS & COMMENTS:**

This project is one of the eight 2012 bond projects and is eligible for federal funds to pay for 80% of the construction cost.

**TOTAL PROJECT BUDGET BY FUND SOURCE AND PURPOSE:**

**- THIS PROJECT NEEDS ASSISTANCE FROM:**

Purpose	2012 GOB	Fed. Aid	Total
Design	196,975		196,975
ROW	6,625		6,625
Utilities	352,300		352,300
Const.	900,000	3,600,000	4,500,000
Materials			0
<b>Total</b>	<b>1,455,900</b>	<b>3,600,000</b>	<b>5,055,900</b>

Bldg Maint	
IT	
Pub Wks	
Utilities	
Parks	
Other	

Reimbursable Account?      no      no

Last Update      4/5/17

**CITY OF NORMAN**

PROJECT TITLE:	Lindsey St - 24th Ave SW to Berry Road Widening	PROJECT TYPE:	Transp. w/ Fedl Fndg	Improv.
PROJ. CATEGORY:	Roadway Widening	PROJECT NUMBER:	BP0189, TR0193	
DEPARTMENT:	Public Works	ACCOUNT NUMBER:	050-9552-431	
MANAGER:	John Clink	BEGIN & END DATES:	6/1/12	to 12/1/18
WARD(s):	2	LIFE EXPECTANCY:	20+ Years	

**DETAILED PROJECT DESCRIPTION:**

This project will widen Lindsey Street to 4 lanes with a center turn lane from 24th Avenue SW to 350 feet west of Berry Road. New signals will be included where Lindsey Street intersects McGee Street and Wylie Road.

**EXPENDITURE SCHEDULE through CITY Accounts by FY**

Account Number	Cost Element	TOTAL ALL FISCAL YRS	Actual Prior Years	Budget FYE 2017	FYE 2018	FYE 2019	FYE 2020	FYE 2021	FYE 2022	Beyond 5 Years
BP 050-9552-431.62-01	Design	2,821,166	2,729,524	79,642	12,000					
TR 050-9552-431.62-01	Design	21,532	6,262	15,270						
BP 050-9552-431.60-01	ROW	1,223,411	1,217,411	6,000						
BP 050-9552-431.67-01	Utilities	3,629,952	2,193,525	1,322,290	114,137					
BP 050-9552-431.61-01	Const	20,534,564	19,994,564		540,000					
TR 050-9552-431.61-01		315,027	315,027							
		0								
	PayGo Total	336,559	321,289	15,270	0	0	0	0	0	0
	Bond Total	28,209,093	26,135,024	1,407,932	666,137	0	0	0	0	0

OPERATING IMPACT: negligible Genl Fnd \$5,000 per year for electricity and preventive maintenance

**STATUS & COMMENTS:**

This project is eligible for federal funds to pay a portion of the construction cost. OU is participating in a 50/50 cost sharing split with the City in the amount of \$21,750 for the consulting contract of Gateway Planning Group. Project design, right of way acquisition and utility relocation is complete. Construction started in July 2017. The Landscaping portion of the project will be bid by the City in 2018.

**TOTAL PROJECT BUDGET BY FUND SOURCE AND PURPOSE:**

Purpose	Fnd 50	Fed. Aid	Private	Total
Design	2,821,166		21,750	2,842,916
ROW	1,223,411			1,223,411
Utilities	3,629,952			3,629,952
Const.	20,534,564	13,971,200		34,505,764
Materials				0
<b>Total</b>	<b>28,209,093</b>	<b>13,971,200</b>	<b>21,750</b>	<b>42,202,043</b>
Reimbursable Account?	no	no	yes	

**THIS PROJECT NEEDS ASSISTANCE FROM:**

Bldg Maint	
IT	
Pub Wks	
Utilities	
Parks	
Other	

Last Update 4/5/17

**ANNUAL BUDGET**







**CITY OF NORMAN**

PROJECT TITLE:	Urban Concrete Pavement Rehabilitation	PROJECT TYPE:	Transp Cty Fnd Only	Improv.
PROJ. CATEGORY:	Bond Projects	PROJECT NUMBER:	See attached listing	
DEPARTMENT:	Public Works	ACCOUNT NUMBER:	050-9393-431	
MANAGER:	Greg Hall	BEGIN & END DATES:	7/1/2017	to 6/30/2018
WARD(s):	All	LIFE EXPECTANCY:		

**DETAILED PROJECT DESCRIPTION:**

This project will improve urban concrete streets. This project will include removal and replacement of broken, damaged and displaced panels and the joint crack sealing of the streets in the urban street system. Locations are listed on separate page.

**EXPENDITURE SCHEDULE through CITY Accounts by FY**

Account Number	Cost Element	TOTAL ALL FISCAL YRS	Actual Prior Years	Budget FYE 2017	FYE 2018	FYE 2019	FYE 2020	FYE 2021	FYE 2022	Beyond 5 Years
GOB Issue Costs		135,000		135,000						
		0								
		0								
BP 50-9393-431.61-01	Const	8,865,000	0	1,827,000	1,753,400	1,778,400	1,733,706	1,772,494	0	
		0								
		0								
	<b>Total</b>	<b>9,000,000</b>	<b>0</b>	<b>1,962,000</b>	<b>1,753,400</b>	<b>1,778,400</b>	<b>1,733,706</b>	<b>1,772,494</b>	<b>0</b>	<b>0</b>

**OPERATING IMPACT:**

negligible	Genl Fnd
------------	----------

**STATUS & COMMENTS:**

**TOTAL PROJECT BUDGET BY FUND SOURCE AND PURPOSE:**

Purpose	2016 GOB		Total
GOB Issue Costs	135,000		135,000
ROW			0
Utilities			0
Const.	8,865,000		8,865,000
Materials			0
<b>Total</b>	<b>9,000,000</b>	<b>0</b>	<b>9,000,000</b>
Reimbursable Account?	no		

**THIS PROJECT NEEDS ASSISTANCE FROM:**

Bldg Maint	
IT	
Pub Wks	
Utilities	
Parks	
Other	

Last Update 06-20-2017

**ANNUAL BUDGET**

URBAN CONCRETE PAVEMENT REHABILITATION						
PROJ #	YEAR	STREET NAME	LIMITS	COST	PRIORITY	Adj Cost
BP0380	2018	Brookhaven Add	(eleven locations)	\$ 578,600		
		Parkside Rd	N 500 Blk / Gloucester Ln	\$ 86,900		
		Flint Ridge Ct	Sherburne Rd / South End	\$ 24,200		
		Wyndham Pl	Danfield Dr / W 3800 Blk	\$ 41,800		
		Sam Gordon Dr	Bentbrook Pl / End	\$ 29,700		
		Hearthstone	Sam Gordon Dr / Harrogate Dr	\$ 31,900		
		Brookhollow Rd	36th Ave NW / Parkside Rd	\$ 102,300		
		Harrogate Dr	Parkside Rd / 48th Ave NW	\$ 53,900		
		Blue Sage Rd	Meadow Ridge Rd / Thistlewood Dr	\$ 12,100		
		Thistlewood Dr	Blue Sage Rd / Huntershill Rd	\$ 78,100		
		Blue Sage Ct	Meadow Ridge Rd / 4400 Blk	\$ 30,800		
		Manor Hill Dr	Robinson St / 48th Ave NW	\$ 86,900		
BP0381	2018	Cambridge Add	(five locations)	\$ 96,800		
		Deerhurst Dr	Cypress Lake Dr / Cypress Lake Dr	\$ 17,600		
		Cypress Lake Dr	Rhoades Dr / 48th Ave NW	\$ 48,400		
		Lyon Dr	Cypress Lake Dr / Deerhurst Dr	\$ 30,800		
BP0382	2018	Arbor Lakes Add	(two locations)	\$ 31,900		
		Wellman Way	48th Ave NW / Reginald Dr	\$ 19,800		
		Reginald Dr	Wellman Way / Beth Dean Dr	\$ 12,100		
BP0383	2018	Cherry Creek Add	(two locations)	\$ 52,800		
		Morrison Cir	Stone Well Dr / W 3900 Blk	\$ 4,400		
		Westerview Dr	Cherry Creek Dr / 36th Ave SW	\$ 48,400		
BP0384	2018	Carlisle Cir	Woods Ave / Woods Ave	\$ 125,400		
BP0385	2018	Castro St	Ponca Ave / Classen Blvd	\$ 26,400		
BP0386	2018	University Heights Add	(two locations)	\$ 171,600		
		Lincoln Ave	Lindsey St / Stinson St	\$ 100,100		
		Fleetwood Dr	James Dr / Parkview Terrace	\$ 71,500		
BP0387	2018	Woodslawn Add	(three locations)	\$ 469,700		
		Sunrise St	Shiloh Dr / End	\$ 30,800		
		Beaumont St	Beaumont Dr / 12th Ave SE	\$ 206,800		
		Sunrise St	Beaumont Dr / E 1700 Blk	\$ 232,100		
BP0388	2018	Westwood Add	(two locations)	\$ 138,600		
		Royal Oak	Crestmont St / Forest Dr	\$ 77,000		
		Sundown Dr	Iowa St / Forest Dr	\$ 61,600		
BP0389	2018	Oakwood Dr	McGee Dr / Wylie Rd	\$ 61,600		
<b>YEAR 2018</b>				<b>\$ 1,753,400</b>		
						06-20-2017

**CITY OF NORMAN**

PROJECT TITLE:	Rural Road Improvement	PROJECT TYPE:	Transp Cty Fnd Only	Improv.
PROJ. CATEGORY:	Bond Projects	PROJECT NUMBER:	See attached listing	
DEPARTMENT:	Public Works	ACCOUNT NUMBER:	050-9371-431	
MANAGER:	Greg Hall	BEGIN & END DATES:	7/1/2017	to 6/30/2018
WARD(s):	All	LIFE EXPECTANCY:	20 years	

**DETAILED PROJECT DESCRIPTION:**

This project will improve rural roads. This project will include roadside drainage improvements, subgrade stabilization, deep patch repairs and asphalt or chip seal pavement applications to the rural street network. Locations are listed on separate pages.

**EXPENDITURE SCHEDULE through CITY Accounts by FY**

Account Number	Cost Element	TOTAL ALL FISCAL YRS	Actual Prior Years	Budget FYE 2017	FYE 2018	FYE 2019	FYE 2020	FYE 2021	FYE 2022	Beyond 5 Years
GOB Issue Costs		45,000	0	45,000						
		0								
		0		0						
BP 50-9371-431.61-01	Const	2,955,000	0	400,000	605,000	750,000	500,000	700,000	0	
		0								
	<b>Total</b>	<b>3,000,000</b>	<b>0</b>	<b>445,000</b>	<b>605,000</b>	<b>750,000</b>	<b>500,000</b>	<b>700,000</b>	<b>0</b>	<b>0</b>

OPERATING IMPACT:

negligible	Genl Fnd	\$0
------------	----------	-----

**STATUS & COMMENTS:**

**TOTAL PROJECT BUDGET BY FUND SOURCE AND PURPOSE:**

Purpose	2016 GOB			Total
GOB Issue Costs	45,000			45,000
ROW				0
Utilities				0
Const.	2,955,000			2,955,000
Materials				0
<b>Total</b>	<b>3,000,000</b>	<b>0</b>	<b>0</b>	<b>3,000,000</b>
Reimbursable Account?	no			

**THIS PROJECT NEEDS ASSISTANCE FROM:**

Bldg Maint	
IT	
Pub Wks	
Utilities	
Parks	
Other	

Last Update 06-20-2017

**ANNUAL BUDGET**



**CITY OF NORMAN**

PROJECT TITLE:	Road Reconstruction	PROJECT TYPE:	Transp Cty Fnd Only	Improv.
PROJ. CATEGORY:	Bond Projects	PROJECT NUMBER:	See attached listing	
DEPARTMENT:	Public Works	ACCOUNT NUMBER:	050-9385-431	
MANAGER:	Greg Hall	BEGIN & END DATES:	7/1/2017	to 6/30/2018
WARD(s):	All	LIFE EXPECTANCY:	20 years	

**DETAILED PROJECT DESCRIPTION:**  
 This project will completely reconstruct urban streets. This project will include removal of existing pavement curb and/or gutter, stabilization of subgrade, construction of new curb and/or gutter and driveway approaches, full depth paving, and drainage improvements if required. The location is listed on separate page.

**EXPENDITURE SCHEDULE through CITY Accounts by FY**

Account Number	Cost Element	TOTAL ALL FISCAL YRS	Actual Prior Years	Budget FYE 2017	FYE 2018	FYE 2019	FYE 2020	FYE 2021	FYE 2022	Beyond 5 Years
Bond Issue Costs		75,000	0	75,000						
		0								
		0								
BP 50-9385-431.61-01	Const	4,925,000	0	1,218,634	1,185,110	459,131	959,073	1,103,052	0	
		0								
		0								
	<b>Total</b>	<b>5,000,000</b>	<b>0</b>	<b>1,293,634</b>	<b>1,185,110</b>	<b>459,131</b>	<b>959,073</b>	<b>1,103,052</b>	<b>0</b>	<b>0</b>

OPERATING IMPACT: negligible Genl Fnd \$0

**STATUS & COMMENTS:**

**TOTAL PROJECT BUDGET BY FUND SOURCE AND PURPOSE:**

Purpose	2016 GOB			Total
Bond Issue Costs	75,000			75,000
ROW				0
Utilities				0
Const.	4,925,000			4,925,000
Materials				0
<b>Total</b>	<b>5,000,000</b>	<b>0</b>	<b>0</b>	<b>5,000,000</b>
Reimbursable Account?	no			

**THIS PROJECT NEEDS ASSISTANCE FROM:**

Bldg Maint	
IT	
Pub Wks	
Utilities	
Parks	
Other	

Last Update 1 06-20-2017

**ANNUAL BUDGET**





**UNDER CONSTRUCTION**

# Norman Forward Sales Tax Fund





**CAPITAL IMPROVEMENTS PLAN**

**NORMAN FORWARD SALES TAX FUND - 51**

**ASSUMPTIONS**

1. **NORMAN FORWARD** is a quality of life initiative proposed by community groups and residents. On October 13, 2015 voters authorized a ½ cent temporary (15 years) sales tax to fund the projects. Collection began January 1, 2016. Some of the projects will be funded on a pay as you go basis. Some of the projects are of higher importance and greater costs, and therefore require borrowing funds through general obligation bonds.
2. In FYE 2018, \$21,600,900 for eight bond funded projects is scheduled, and \$2,040,000 for four paygo funded projects is scheduled. The individual projects' impacts on the operating budget may be significant because they are new facilities.

## Norman Forward Sales Tax Fund Summary Fund 51

	FYE 16 ACTUAL	FYE 17 BUDGET	FYE 17 ESTIMATED	FYE 18 ADOPTED	FYE 19 PROJECTED	FYE 20 PROJECTED	FYE 21 PROJECTED	FYE 22 PROJECTED
1 Beginning Fund Balance	\$ -	\$ 36,166,433	\$ 42,568,850	\$ 22,567,464	\$ 28,617,097	\$ 10,710,279	\$ 5,652,003	\$ 2,407,139
2								
3 Revenues:								
4 Sales Tax Revenue	4,547,953	10,021,500	9,379,000	9,613,475	9,998,014	10,397,935	10,813,852	11,246,406
5 Use Tax Revenue	239,266	448,050	448,050	493,225	514,186	536,000	558,825	558,825
6 Interest Income - Bonds	-	15,000	15,000	15,000	15,000	15,000	15,000	15,000
7 Interest Income	4,653	-	-	-	-	-	-	-
8 Donations/Other	-	-	-	-	-	-	3,000,000	-
9								
10 Subtotal	\$ 4,791,872	\$ 10,484,550	\$ 9,842,050	\$ 10,121,700	\$ 10,527,200	\$ 10,948,935	\$ 14,387,677	\$ 11,820,231
11								
12 I/F Transf - Capital Fund - 2015 Bds	5,582,696	-	-	-	-	-	-	-
13 Bond Proceeds - 2015 Bonds	43,160,000	-	-	-	-	-	-	-
14 Bond Proceeds - 2017 Bonds	-	36,000,000	36,000,000	-	-	-	-	-
15 Bond Proceeds - 2018 Bonds	-	-	-	25,840,000	-	-	-	-
16								
17 Subtotal	\$ 48,742,696	\$ 36,000,000	\$ 36,000,000	\$ 25,840,000	\$ -	\$ -	\$ -	\$ -
18								
19 Total Revenue	\$ 53,534,568	\$ 46,484,550	\$ 45,842,050	\$ 35,961,700	\$ 10,527,200	\$ 10,948,935	\$ 14,387,677	\$ 11,820,231
20								
21 Expenditures:								
22 Audit Adjustments/Encumbrances	1,593,839	-	-	-	-	-	-	-
23 Salary and Benefits	-	-	-	-	-	-	-	-
24 Supplies and Materials	-	-	-	-	-	-	-	-
25 Services and Maintenance	146,836	-	1,600,808	4,000	-	175,000	175,000	175,000
26 Capital Projects - Pay Go	-	395,000	441,136	2,040,000	2,975,000	5,250,000	6,300,000	2,000,000
27 Capital Projects - 2015 Bonds	3,182,217	34,648,878	39,520,351	-	-	-	-	-
28 Capital Projects - 2017 Bonds	-	22,759,484	22,060,855	12,696,916	860,629	-	-	-
29 Capital Projects - 2018 Bonds	-	-	-	8,903,984	20,651,371	3,150,000	-	-
30 Issue Costs	-	381,600	381,600	273,904	-	-	-	-
31 Debt Service - 2015 Bonds	460,130	1,838,686	1,838,686	2,266,318	2,236,518	2,606,718	3,157,548	3,097,948
32 Debt Service - 2017 Bonds	-	-	-	3,726,945	1,710,500	1,686,500	1,861,000	2,331,000
33 Debt Service - 2018 Bonds	-	-	-	-	-	3,138,993	3,138,993	3,138,993
34 I/F Transf - Capital Fund	5,582,696	-	-	-	-	-	3,000,000	-
35								
36 Total Expenditures	\$ 10,965,718	\$ 60,023,648	\$ 65,843,436	\$ 29,912,067	\$ 28,434,018	\$ 16,007,211	\$ 17,632,541	\$ 10,742,941
37								
38 Net Difference	\$ 42,568,850	\$ (13,539,098)	\$ (20,001,386)	\$ 6,049,633	\$ (17,906,818)	\$ (5,058,276)	\$ (3,244,864)	\$ 1,077,290
39								
40 Ending Fund Balance	\$ 42,568,850	\$ 22,627,335	\$ 22,567,464	\$ 28,617,097	\$ 10,710,279	\$ 5,652,003	\$ 2,407,139	\$ 3,484,429
41								
42 Reserves:								
43 General Contingency	318,357	9,753,419	656,530	672,943	699,861	727,855	756,970	787,248
44 Reserve for Bond Proceeds - 2015 Bonds	39,520,351	-	-	-	-	-	-	-
45 Reserve for Bond Proceeds - 2017 Bonds	-	12,873,916	13,557,545	860,629	-	-	-	-
46 Reserve for Bond Proceeds - 2018 Bonds	-	-	-	16,662,112	(3,989,259)	(7,139,259)	(7,139,259)	(7,139,259)
47 Available for Pay-Go Projects	2,730,142	-	8,353,389	10,421,413	13,999,677	12,063,407	8,789,428	9,836,440
48								
49 Total Reserves	\$ 42,568,850	\$ 22,627,335	\$ 22,567,464	\$ 28,617,097	\$ 10,710,279	\$ 5,652,003	\$ 2,407,139	\$ 3,484,429

## Norman Forward Sales Tax Fund Project Table Fund 51

Pg #	Acct No	Project Number	Project Name	FYE2017 BUDGET	FYE2017 ESTIMATE	FYE2018 BUDGET	FYE2019 PROJECTED	FYE2020 PROJECTED	FYE2021 PROJECTED	FYE2022 PROJECTED	BEYOND 5 Years
<b>EXPENDITURES</b>											
<b>I. Bond Funded</b>											
207	051-9050-452	NFB019	Andrews Park Development	0	0	1,200,000	300,000	0	0	0	0
208	051-	NFB	Canadian River Park	0	0	0	0	0	0	0	2,000,000
na	051-9507-455	NFB016	Library-New Central Branch	37,727,924	37,727,924	0	0	0	0	0	0
209	051-	NFB	Acres T & Central Library Fiber Reloc	0	70,000	0	0	0	0	0	0
na	051-9507-455	NFB017	Library-New East Branch	4,924,202	4,924,202	0	0	0	0	0	0
210	051-9639-452	NFB001	Griffin Park Remodel	2,150,000	2,150,000	5,000,000	2,000,000	1,750,000	0	0	0
211	051-9546-452	NFB002	Indoor Aquatic Facility	1,000,000	1,000,000	3,000,000	10,000,000	0	0	0	0
212	051-9601-452	NFB003	Indoor Sports Facility Construction	750,000	750,000	1,500,000	6,000,000	250,000	0	0	0
213	051-9403-431	NFB004	James Garner Blvd: Acres to Flood	465,000	465,000	882,500	212,000	1,150,000	0	0	0
214	051-9403-431	NFB008	James Garner/Acres Intersection	55,970	55,970	2,138,400	0	0	0	0	0
215	051-	NFB	Fiber at Acres and James Garner	0	107,000	0	0	0	0	0	0
216	051-9441-452	NFB005	New Community Sports Park Developr	800,000	800,000	1,700,000	0	0	0	0	0
217	051-	NFB	New Senior Citizens Center	0	0	0	0	0	0	0	10,000,000
218	051-	NFB	North Base Roads	0	0	0	0	0	0	0	2,730,000
219	051-9205-452	NFB006	Reaves Park Remodel	800,000	800,000	6,200,000	3,000,000	0	0	0	0
na	051-9404-451	NFB018	Westwood Swim Complex Replaceme	11,731,110	11,731,110	0	0	0	0	0	0
na	051-9364-451	NFB007	Westwood Tennis Center	1,000,000	1,000,000	0	0	0	0	0	0
<b>SUBTOTAL BOND FUNDED</b>				<b>\$61,404,206</b>	<b>\$61,581,206</b>	<b>\$21,600,900</b>	<b>\$21,512,000</b>	<b>\$3,150,000</b>	<b>\$0</b>	<b>\$0</b>	<b>\$14,730,000</b>
<b>II. Paygo Funded</b>											
220	051-9830-452	NFP101	Neighborhood Park Improvements	250,000	250,000	250,000	250,000	500,000	500,000	500,000	4,250,000
221	051-9830-452	NFP104	New Neighborhood Park Development	0	0	300,000	300,000	700,000	700,000	0	0
222	051-	NFP	New Trail Development Throughout Town	0	0	0	0	2,000,000	2,500,000	1,500,000	1,000,000
223	051-9500-452	NFP100	Public Arts Projects	145,000	145,000	290,000	275,000	0	0	0	0
na	051-9639-452	NFP102	Griffin Park Regrading	46,136	46,136	0	0	0	0	0	0
224	051-9322-452	NFP105	Ruby Grant Park Development	0	0	1,200,000	1,250,000	1,550,000	2,000,000	0	0
225	051-	NFP	Saxon Park Development	0	0	0	900,000	500,000	600,000	0	0
<b>SUBTOTAL PAYGO FUNDED</b>				<b>\$441,136</b>	<b>\$441,136</b>	<b>\$2,040,000</b>	<b>\$2,975,000</b>	<b>\$5,250,000</b>	<b>\$6,300,000</b>	<b>\$2,000,000</b>	<b>\$5,250,000</b>
<b>TOTAL NORMAN FORWARD FUND 51 PROJECTS</b>				<b>\$61,845,342</b>	<b>\$62,022,342</b>	<b>\$23,640,900</b>	<b>\$24,487,000</b>	<b>\$8,400,000</b>	<b>\$6,300,000</b>	<b>\$2,000,000</b>	<b>\$19,980,000</b>

\* closed

# - means unused funds to be returned to fund balance at end of fiscal year.

% - means budget will not be spent current fiscal year

**CITY OF NORMAN**

PROJECT TITLE:	Andrews Park Improvements	PROJECT TYPE:	Parks & Recreation	Improv.
PROJ. CATEGORY:	Parks & Recreation	PROJECT NUMBER:	NFB019	
DEPARTMENT:	Parks and Recreation	ACCOUNT NUMBER:	051-9050-452	
MANAGER:	James Briggs	BEGIN & END DATES:	7/1/17	to 6/30/19
WARD(s):	4	LIFE EXPECTANCY:	50 Years	

**DETAILED PROJECT DESCRIPTION:**

This project is for the construction of several improvements in Andrews Park--Norman's oldest park, which was dedicated on the original town plat for the city, when it was established in 1890. Over the years, this downtown park has been home to a baseball stadium, zoo, horse stables, play areas, WPA-Era pool, amphitheater, and stream channel projects, and, more recently, tennis and basketball courts and a street-course skate park. The current layout allows this park to be used daily for sports practice, childrens play, summer splash pad, walking and skatepark activities. It is also host to multiple community-wide concerts and festivals throughout the year. The major parts of this project will include construction of a new concrete "drop-in" skatepark to replace the existing "street course" currently in the northeast corner of the park. The existing features will be re-located to other parks around town to create several "skate spots" in various parks. We also plan to add more extensive shade over the seating areas at the amphitheater and to make additions to the splashpad, including updating the spray features and adding more seating, lounging areas/family gathering areas and shade around that popular park feature.

**EXPENDITURE SCHEDULE through CITY Accounts by FY**

Account Number	Cost Element	TOTAL ALL FISCAL YRS	Actual Prior Years	Budget FYE 2017	FYE 2018	FYE 2019	FYE 2020	FYE 2021	FYE 2022	Beyond 5 Years
051-9050-452.62-01	Design	200,000			200,000					
6001	ROW	0								
6701	Utilities	0								
051-9050-452.61-01	Const	1,300,000			1,000,000	300,000				
6301	Matls	0								
		0								
	<b>Total</b>	<b>1,500,000</b>	<b>0</b>	<b>0</b>	<b>1,200,000</b>	<b>300,000</b>	<b>0</b>	<b>0</b>	<b>0</b>	<b>0</b>

OPERATING IMPACT:

negligible	Genl Fnd
------------	----------

**STATUS & COMMENTS:**

**TOTAL PROJECT BUDGET BY FUND SOURCE AND PURPOSE:**

**THIS PROJECT NEEDS ASSISTANCE FROM:**

Purpose	Fnd 51		Total
Design	200,000		200,000
ROW	0		0
Utilities	0		0
Const.	1,300,000		1,300,000
Materials	0		0
<b>Total</b>	<b>1,500,000</b>	<b>0</b>	<b>1,500,000</b>

Bldg Maint	no
IT	no
Pub Wks	yes
Utilities	yes
Parks	
Other	no

Reimbursable Account? no

Last Update 6/19/17

**CITY OF NORMAN**

<b>PROJECT TITLE:</b>	Indoor Sports Facility Construction	<b>PROJECT TYPE:</b>	Parks & Recreation	Improv.
<b>PROJ. CATEGORY:</b>	Parks & Recreation	<b>PROJECT NUMBER:</b>	NFB003	
<b>DEPARTMENT:</b>	Parks and Recreation	<b>ACCOUNT NUMBER:</b>	051-9601-452	
<b>MANAGER:</b>	Mitch Miles	<b>BEGIN &amp; END DATES:</b>	7/1/16	to 6/30/20
<b>WARD(s):</b>	8	<b>LIFE EXPECTANCY:</b>	50 Years	

**DETAILED PROJECT DESCRIPTION:**

This project is for the construction of a new indoor gymnasium to replace the existing 5-court Optimist basketball facility located east of the existing YMCA in the old airplane hanger at Westheimer field. The new multi-sport facility will include basketball and volleyball courts; and will be constructed as part of a multi-facility improvement. The old basketball gymnasium will remain in operation while this new facility is being constructed, and then will be torn down as the new parking and landscape/site improvements are completed which will serve this building and the new Indoor Aquatics Facility being built via a separate project in the Norman Forward package.

**EXPENDITURE SCHEDULE through CITY Accounts by FY**

Account Number	Cost Element	TOTAL ALL FISCAL YRS	Actual Prior Years	Budget FYE 2017	FYE 2018	FYE 2019	FYE 2020	FYE 2021	FYE 2022	Beyond 5 Years
051-9601-452.62-01	Design	750,000		750,000						
6001	ROW	0								
6701	Utilities	0								
051-9601-452.61-01	Const	7,750,000			1,500,000	6,000,000	250,000			
6301	Matls	0								
		0								
	<b>Total</b>	<b>8,500,000</b>	<b>0</b>	<b>750,000</b>	<b>1,500,000</b>	<b>6,000,000</b>	<b>250,000</b>	<b>0</b>	<b>0</b>	<b>0</b>

**OPERATING IMPACT:**

more revenue    Rm Tx Fnd

**STATUS & COMMENTS:**

**TOTAL PROJECT BUDGET BY FUND SOURCE AND PURPOSE:**

**THIS PROJECT NEEDS ASSISTANCE FROM:**

Purpose	Fnd 51		Total
Design	750,000		750,000
ROW	0		0
Utilities	0		0
Const.	7,750,000		7,750,000
Materials	0		0
<b>Total</b>	<b>8,500,000</b>	<b>0</b>	<b>8,500,000</b>

Bldg Maint	yes
IT	yes
Pub Wks	yes
Utilities	yes
Parks	
Other	yes

Reimbursable Account?    no

Last Update    6/19/17

**ANNUAL BUDGET**

**CITY OF NORMAN**

PROJECT TITLE:	James Garner Avenue - Flood to Acres	PROJECT TYPE:	Transp Cty Fnd Only	Improv.
PROJ. CATEGORY:	New Road Construction	PROJECT NUMBER:	NFB004	
DEPARTMENT:	Public Works	ACCOUNT NUMBER:	051-9405-431	
MANAGER:	Tim Miles	BEGIN & END DATES:	8/1/16	to 9/1/18
WARD(s):	8                      4	LIFE EXPECTANCY:	20 Years	

**DETAILED PROJECT DESCRIPTION:**

Extend James Garner Avenue from Acres Street to Flood Avenue north of Robinson Street

**EXPENDITURE SCHEDULE through CITY Accounts by FY**

Account Number	Cost Element	TOTAL ALL FISCAL YRS	Actual Prior Years	Budget FYE 2017	FYE 2018	FYE 2019	FYE 2020	FYE 2021	FYE 2022	Beyond 5 Years
051-9405-431.61-01	Design	0								
051-9405-431.60-01	ROW	862,500			862,500					
051-9405-431.67-01	Utilities	677,000		465,000		212,000				
051-9405-431.61-01	Const	1,150,000					1,150,000			
6301	Mats	0								
		0								
	<b>Total</b>	<b>2,689,500</b>	<b>0</b>	<b>465,000</b>	<b>862,500</b>	<b>212,000</b>	<b>1,150,000</b>	<b>0</b>	<b>0</b>	<b>0</b>

OPERATING IMPACT:

negligible	Genl Fnd	Maintenance of roadway, signals and lighting
------------	----------	--

**STATUS & COMMENTS:**

**TOTAL PROJECT BUDGET BY FUND SOURCE AND PURPOSE:**

**THIS PROJECT NEEDS ASSISTANCE FROM:**

Purpose	Fnd 51	Fed. Aid	Total
Design	0		0
ROW	862,500		862,500
Utilities	677,000		677,000
Const.	1,150,000	3,500,600	4,650,600
Materials	0		0
<b>Total</b>	<b>2,689,500</b>	<b>3,500,600</b>	<b>6,190,100</b>

Bldg Maint	no
IT	no
Pub Wks	yes
Utilities	yes
Parks	no
Other	no

Reimbursable Account?    no    no

Last Update    4/5/17

**ANNUAL BUDGET**

**CITY OF NORMAN**

PROJECT TITLE:	James Garner Avenue and Acres Intersection	PROJECT TYPE:	Transp Cty Fnd Only	Improv.
PROJ. CATEGORY:	New Road Construction	PROJECT NUMBER:	NFB008	
DEPARTMENT:	Public Works	ACCOUNT NUMBER:	051-9405-431	
MANAGER:	John Clink	BEGIN & END DATES:	8/1/16	to 9/1/18
WARD(s):	8                      4	LIFE EXPECTANCY:	20 Years	

**DETAILED PROJECT DESCRIPTION:**

Extend James Garner Avenue from Acres Street to Flood Avenue north of Robinson Street

**EXPENDITURE SCHEDULE through CITY Accounts by FY**

Account Number	Cost Element	TOTAL ALL FISCAL YRS	Actual Prior Years	Budget FYE 2017	FYE 2018	FYE 2019	FYE 2020	FYE 2021	FYE 2022	Beyond 5 Years
051-9405-431.61-01	Design	64,900	8,930	55,970						
051-9405-431.60-01	ROW	0								
051-9405-431.67-01	Utilities	288,300			288,300					
051-9405-431.61-01	Const	1,850,100			1,850,100					
6301	Matls	0								
		0								
	<b>Total</b>	<b>2,203,300</b>	<b>8,930</b>	<b>55,970</b>	<b>2,138,400</b>	<b>0</b>	<b>0</b>	<b>0</b>	<b>0</b>	<b>0</b>

**OPERATING IMPACT:**

negligible      Genl Fnd      Maintenance of roadway, signals and lighting

**STATUS & COMMENTS:**

**TOTAL PROJECT BUDGET BY FUND SOURCE AND PURPOSE:**

**THIS PROJECT NEEDS ASSISTANCE FROM:**

Purpose	Fnd 51		Total
Design	64,900		64,900
ROW	0		0
Utilities	288,300		288,300
Const.	1,850,100		1,850,100
Materials	0		0
<b>Total</b>	<b>2,203,300</b>	<b>0</b>	<b>2,203,300</b>
Reimbursable Account?	no		

Bldg Maint	
IT	
Pub Wks	
Utilities	
Parks	
Other	

Last Update 1/27/17

**ANNUAL BUDGET**

**CITY OF NORMAN**

PROJECT TITLE:	Acres St & Central Library Fiber Relocation	PROJECT TYPE:	Bldgs & Gnds
PROJ. CATEGORY:		PROJECT NUMBER:	NFB
DEPARTMENT:	Public Works & Information Technology	ACCOUNT NUMBER:	050-9365
MANAGER:	John Clink / Kari Madden	BEGIN & END DATES:	7/1/17 to 6/30/18
WARD(s):	All All	LIFE EXPECTANCY:	10 years

**DETAILED PROJECT DESCRIPTION:**

The Norman Forward project constructing the new library and the Acres Street project will require the City to relocate the City of Norman primary fiber optic line. The fiber optic line serves all remote facilities, traffic lights on Centracs, and mobile users including Public Safety, Inspectors, etc. all network access. The fiber line also provides the Internet access for citizens to conduct daily business such as utility bill pay, researching data as well as email support for outside entities to communicate with the City and City staff to sync mail to mobile devices, and video arraignment to the County jail. We do not have a redundant connection to fail to at this time and relocation is required. To minimize downtime for critical resources we propose building new infrastructure that would be at depths below the road surface and outside of the building footprint. Once constructed we would splice the connection to the new fiber and only impact Public Safety and City resources for possibly a couple of hours at most. The cost is estimated to be \$70,000.00

We are told the building will start construction in May of 2017 and the roadway follows that into later Summer 2017. The fiber needs to be built and moved prior to excavation that could damage or destroy it.

**EXPENDITURE SCHEDULE through CITY Accounts by FY**

Account Number	Cost Element	TOTAL ALL FISCAL YRS	Actual Prior Years	Budget FYE 2017	FYE 2018	FYE 2019	FYE 2020	FYE 2021	FYE 2022	Beyond 5 Years
6201	Design	0								
6001	ROW	0								
6701	Utilities	0								
6101	Const	107,000		107,000						
6301	Mats	0								
		0								
	<b>Total</b>	<b>107,000</b>	<b>0</b>	<b>107,000</b>	<b>0</b>	<b>0</b>	<b>0</b>	<b>0</b>	<b>0</b>	<b>0</b>

OPERATING IMPACT:

--	--	--	--	--	--	--	--	--	--	--

**STATUS & COMMENTS:**

Budget amendment February 2017 funded this project partially through NFB016 (Central Library) and partially through Capital Fund project BG0060.

**TOTAL PROJECT BUDGET BY FUND SOURCE AND PURPOSE:**

**THIS PROJECT NEEDS ASSISTANCE FROM:**

Purpose	Fnd 51	Total
Design		0
ROW		0
Utilities		0
Const.	107,000	107,000
Materials		0
<b>Total</b>	<b>0 107,000</b>	<b>0 107,000</b>

Bldg Maint	yes
IT	yes
Pub Wks	yes
Utilities	
Parks	
Other	

Reimbursable Account?

no

Last Update 6/14/17

**ANNUAL BUDGET**



**CITY OF NORMAN**

<b>PROJECT TITLE:</b>	New Community Sports Park Development	<b>PROJECT TYPE:</b>	Parks & Recreation	Improv.
<b>PROJ. CATEGORY:</b>	Parks & Recreation	<b>PROJECT NUMBER:</b>	NFB005	
<b>DEPARTMENT:</b>	Parks and Recreation	<b>ACCOUNT NUMBER:</b>	051-9441-452	
<b>MANAGER:</b>	Mitch Miles	<b>BEGIN &amp; END DATES:</b>	7/1/16	to 6/30/18
<b>WARD(s):</b>	All	<b>LIFE EXPECTANCY:</b>	50 Years	

**DETAILED PROJECT DESCRIPTION:**

This project is for the development of a new Community Park in Norman. We will start with a land purchase of 30-40 acres, which will be designed to be the home of a new adult softball league 5-field complex (moved from Reaves Park) and a new Youth Football and Adult Flag Football multi-field complex. The project will include all land grading and clearing and construction of the new fields (fencing, lights, bleachers, etc.), parking areas, concession and restroom facilities and all associated landscaping, walkways, utilities and other site amenities.

**EXPENDITURE SCHEDULE through CITY Accounts by FY**

Account Number	Cost Element	TOTAL ALL FISCAL YRS	Actual Prior Years	Budget FYE 2017	FYE 2018	FYE 2019	FYE 2020	FYE 2021	FYE 2022	Beyond 5 Years
051-9441-452.62-01	Design	300,000		300,000						
051-9441-452.60-01	ROW	500,000		500,000						
6701	Utilities	0								
051-9441-452.61-01	Const	1,700,000			1,700,000					
6301	Mats	0								
		0								
<b>Total</b>		<b>2,500,000</b>	<b>0</b>	<b>800,000</b>	<b>1,700,000</b>	<b>0</b>	<b>0</b>	<b>0</b>	<b>0</b>	<b>0</b>

**OPERATING IMPACT:**

high	Rec Fnd	New fields and increased youth football and adult softball participation are expected.
------	---------	--

**STATUS & COMMENTS:**

This project will need to be constructed early in the Norman Forward process; as it is part of the multi-step process of moving existing facilities from Reaves Park and Griffin Park to this new sports complex and, thus, clearing room for those two parks to be renovated as described in the Norman Forward package that citizens approved.

**TOTAL PROJECT BUDGET BY FUND SOURCE AND PURPOSE:**

**THIS PROJECT NEEDS ASSISTANCE FROM:**

Purpose	Fnd 51		Total
Design	300,000		300,000
ROW	500,000		500,000
Utilities	0		0
Const.	1,700,000		1,700,000
Materials	0		0
<b>Total</b>	<b>2,500,000</b>	<b>0</b>	<b>2,500,000</b>

Bldg Maint	yes
IT	yes
Pub Wks	yes
Utilities	yes
Parks	
Other	yes

Reimbursable Account? no

Last Update 6/19/17

**CITY OF NORMAN**

PROJECT TITLE:	New Senior Citizens Center	PROJECT TYPE:	Parks & Recreation	Improv.
PROJ. CATEGORY:	Parks & Recreation	PROJECT NUMBER:	NFB	
DEPARTMENT:	Parks and Recreation	ACCOUNT NUMBER:	051-	
MANAGER:	Jeff Hill	BEGIN & END DATES:	7/1/16	to 6/30/19
WARD(s):	4	LIFE EXPECTANCY:	50 Years	

**DETAILED PROJECT DESCRIPTION:**

This project is for the development of a new Senior Citizens Center. The project will either be a remodel of the existing Norman Public Library main building on Gray Street, once the new Library Main Branch is constructed or construction of a new facility at another site.

**EXPENDITURE SCHEDULE through CITY Accounts by FY**

Account Number	Cost Element	TOTAL ALL FISCAL YRS	Actual Prior Years	Budget FYE 2017	FYE 2018	FYE 2019	FYE 2020	FYE 2021	FYE 2022	Beyond 5 Years
6201	Design	0								
6001	ROW	0								
6701	Utilities	0								
6101	Const	10,000,000								10,000,000
6301	Matls	0								
		0								
	<b>Total</b>	<b>10,000,000</b>	<b>0</b>	<b>0</b>	<b>0</b>	<b>0</b>	<b>0</b>	<b>0</b>	<b>0</b>	<b>10,000,000</b>

OPERATING IMPACT: slight Genl Fnd ongoing maintenance, utilities, computer services

**STATUS & COMMENTS:**

**TOTAL PROJECT BUDGET BY FUND SOURCE AND PURPOSE:**

Purpose	Fnd 51		Total
Design	0		0
ROW	0		0
Utilities	0		0
Const.	10,000,000		10,000,000
Materials	0		0
<b>Total</b>	<b>10,000,000</b>	<b>0</b>	<b>10,000,000</b>
Reimbursable Account?	no		

**THIS PROJECT NEEDS ASSISTANCE FROM:**

Bldg Maint	yes
IT	yes
Pub Wks	yes
Utilities	yes
Parks	yes
Other	

Last Update 2/1/17

**ANNUAL BUDGET**

**CITY OF NORMAN**

<b>PROJECT TITLE:</b>	North Base Roads	<b>PROJECT TYPE:</b>	Street Maintenance	Maint.
<b>PROJ. CATEGORY:</b>		<b>PROJECT NUMBER:</b>	NFB	
<b>DEPARTMENT:</b>	Public Works	<b>ACCOUNT NUMBER:</b>	051-	
<b>MANAGER:</b>		<b>BEGIN &amp; END DATES:</b>		to
<b>WARD(s):</b>		<b>LIFE EXPECTANCY:</b>	50 Years	

**DETAILED PROJECT DESCRIPTION:**

This project is for the maintenance of the North Base Roads following construction of new facilities under the Norman Forward Program.

**EXPENDITURE SCHEDULE through CITY Accounts by FY**

Account Number	Cost Element	TOTAL ALL FISCAL YRS	Actual Prior Years	Budget FYE 2017	FYE 2018	FYE 2019	FYE 2020	FYE 2021	FYE 2022	Beyond 5 Years
6201	Design	0								
6001	ROW	0								
6701	Utilities	0								
6101	Const	2,730,000								2,730,000
6301	Mats	0								
		0								
	<b>Total</b>	2,730,000	0	0	0	0	0	0	0	2,730,000

**OPERATING IMPACT:**

slight	Genl Fnd	ongoing maintenance, utilities, computer services
--------	----------	---

**STATUS & COMMENTS:**

**TOTAL PROJECT BUDGET BY FUND SOURCE AND PURPOSE:**

**THIS PROJECT NEEDS ASSISTANCE FROM:**

Purpose	Fnd 51			Total
Design	0			0
ROW	0			0
Utilities	0			0
Const.	2,730,000			2,730,000
Materials	0			0
<b>Total</b>	2,730,000	0	0	2,730,000

Bldg Maint	
IT	
Pub Wks	
Utilities	
Parks	
Other	

Reimbursable Account? no

Last Update

4/5/17

**ANNUAL BUDGET**

**CITY OF NORMAN**

PROJECT TITLE:	Reaves Park Remodel	PROJECT TYPE:	Parks & Recreation	Improv.
PROJ. CATEGORY:	Parks & Recreation	PROJECT NUMBER:	NFB006	
DEPARTMENT:	Parks and Recreation	ACCOUNT NUMBER:	051-9205-452	
MANAGER:	James Briggs	BEGIN & END DATES:	7/1/17	to 6/30/19
WARD(s):	7	LIFE EXPECTANCY:	50 Years	

**DETAILED PROJECT DESCRIPTION:**

This project is for the re-design and development of Reaves Park as a youth baseball facility. Work will include re-location of the current Park Maintenance facilities to Griffin Park (north of the dog park entry road along 12th Avenue NE) and the current adult softball fields (to the new Community Sports Park site to be purchased and developed via a separate project). Once these facilities are removed from Reaves, all of the Youth Baseball and Softball fields will be relocated to Reaves from Griffin Park and combined with the Optimist Youth Baseball Fields already in Reaves to make one complete baseball/softball park for all ages from T-Ball up through teenage leagues. The design and development of these facilities will not alter the southwest sector of the park, which is the site of the Cleveland County Veteran's Memorial, the Kidspace Playground Facility and the home to the annual Medieval Fair, as well as Norman Day, Earth Day and other community-wide festivals. All utilities, park roads, buildings, landscape features, parking areas and site furnishings will be evaluated and upgraded, as needed as part of this project; with particular attention paid to the ingress/egress points of the park and how they relate to the current road capacity during peak use times.

**EXPENDITURE SCHEDULE through CITY Accounts by FY**

Account Number	Cost Element	TOTAL ALL FISCAL YRS	Actual Prior Years	Budget FYE 2017	FYE 2018	FYE 2019	FYE 2020	FYE 2021	FYE 2022	Beyond 5 Years
6201	Design	800,000		800,000						
6001	ROW	0								
6701	Utilities	0								
6101	Const	9,200,000			6,200,000	3,000,000				
6301	Matls	0								
		0								
	<b>Total</b>	<b>10,000,000</b>	<b>0</b>	<b>800,000</b>	<b>6,200,000</b>	<b>3,000,000</b>	<b>0</b>	<b>0</b>	<b>0</b>	<b>0</b>

OPERATING IMPACT:

negligible      Genl Fnd

**STATUS & COMMENTS:**

**TOTAL PROJECT BUDGET BY FUND SOURCE AND PURPOSE:**

Purpose	Fnd 51			Total
Design	800,000			800,000
ROW	0			0
Utilities	0			0
Const.	9,200,000			9,200,000
Materials	0			0
<b>Total</b>	<b>10,000,000</b>	<b>0</b>	<b>0</b>	<b>10,000,000</b>
Reimbursable Account?	no			

**THIS PROJECT NEEDS ASSISTANCE FROM:**

Bldg Maint	yes
IT	yes
Pub Wks	yes
Utilities	yes
Parks	
Other	yes

Last Update 4/5/17

**ANNUAL BUDGET**

**CITY OF NORMAN**

PROJECT TITLE:	Neighborhood Park Improvements	PROJECT TYPE:	Parks & Recreation	Improv.
PROJ. CATEGORY:	Parks & Recreation	PROJECT NUMBER:	NFP101	
DEPARTMENT:	Parks and Recreation	ACCOUNT NUMBER:	051-9830-452	
MANAGER:	Mitch Miles	BEGIN & END DATES:	7/1/16	to 6/30/24
WARD(s):	All	LIFE EXPECTANCY:	50 Years	

**DETAILED PROJECT DESCRIPTION:**

This project is designated to make improvements to all the neighborhood parks in the City of Norman. The level of improvement needed at each park varies from site to site; however, there is work to do at each park. Staff will prioritize and execute a plan for each park, in a way that maximizes our bidding prices each year to get the best value for similar improvement that may occur in the various parks. We will use the 2009 Parks and Recreation Master Plan as a guiding document for these improvements with input from the neighborhoods served by each park site

**EXPENDITURE SCHEDULE through CITY Accounts by FY**

Account Number	Cost Element	TOTAL ALL FISCAL YRS	Actual Prior Years	Budget FYE 2017	FYE 2018	FYE 2019	FYE 2020	FYE 2021	FYE 2022	Beyond 5 Years
6201	Design	0								
6001	ROW	0								
6701	Utilities	0								
051-9830-452.61-01	Const	6,500,000		250,000	250,000	250,000	500,000	500,000	500,000	4,250,000
6301	Matls	0								
		0								
	<b>Total</b>	<b>6,500,000</b>	<b>0</b>	<b>250,000</b>	<b>250,000</b>	<b>250,000</b>	<b>500,000</b>	<b>500,000</b>	<b>500,000</b>	<b>4,250,000</b>

OPERATING IMPACT:	negligible	Genl Fnd	
-------------------	------------	----------	--

**STATUS & COMMENTS:**

**TOTAL PROJECT BUDGET BY FUND SOURCE AND PURPOSE:**

**THIS PROJECT NEEDS ASSISTANCE FROM:**

Purpose	Fnd 51		Total
Design	0		0
ROW	0		0
Utilities	0		0
Const.	6,500,000		6,500,000
Materials	0		0
<b>Total</b>	<b>6,500,000</b>	<b>0</b>	<b>6,500,000</b>

Bldg Maint	
IT	
Pub Wks	
Utilities	
Parks	
Other	

Reimbursable Account? no

Last Update 6/19/17

## CITY OF NORMAN

PROJECT TITLE:	New Neighborhood Park Development	PROJECT TYPE:	Parks & Recreation	Improv.
PROJ. CATEGORY:	Parks & Recreation	PROJECT NUMBER:	NFP104	
DEPARTMENT:	Parks and Recreation	ACCOUNT NUMBER:	051-9830-452	
MANAGER:	James Briggs	BEGIN & END DATES:	7/1/17	to 6/30/21
WARD(s):	All	LIFE EXPECTANCY:	50 Years	

**DETAILED PROJECT DESCRIPTION:**

This project is for the development of new neighborhood parks in several developing areas of town. The city has been acquiring these properties as the neighborhoods develop, as required by the Park Land Dedication Ordinance. Utilizing the Norman Forward funding, we will be able to supplement Park Development Fees in order to build new parks similar to the one built recently at Monroe Park. Specifically, these funds will be used to help build new neighborhood parks in the Cedar Lane, Southlake/St. James, Summit Valley, Bellatona, Redlands and Links additions.

**EXPENDITURE SCHEDULE through CITY Accounts by FY**

Account Number	Cost Element	TOTAL ALL FISCAL YRS	Actual Prior Years	Budget FYE 2017	FYE 2018	FYE 2019	FYE 2020	FYE 2021	FYE 2022	Beyond 5 Years
6201	Design	0								
6001	ROW	0								
6701	Utilities	0								
051-9830-452.61-01	Const	2,000,000			300,000	300,000	700,000	700,000		
6301	Matls	0								
		0								
	<b>Total</b>	<b>2,000,000</b>	<b>0</b>	<b>0</b>	<b>300,000</b>	<b>300,000</b>	<b>700,000</b>	<b>700,000</b>	<b>0</b>	<b>0</b>

OPERATING IMPACT:

>\$10k more	Genl Fnd
-------------	----------

**STATUS & COMMENTS:**

**TOTAL PROJECT BUDGET BY FUND SOURCE AND PURPOSE:**

Purpose	Fnd 51	Total
Design	0	0
ROW	0	0
Utilities	0	0
Const.	2,000,000	2,000,000
Materials	0	0
<b>Total</b>	<b>2,000,000</b>	<b>2,000,000</b>
Reimbursable Account?	no	

**THIS PROJECT NEEDS ASSISTANCE FROM:**

Bldg Maint	no
IT	no
Pub Wks	yes
Utilities	yes
Parks	
Other	no

Last Update 6/19/17

**CITY OF NORMAN**

PROJECT TITLE:	New Trail Development Throughout Town	PROJECT TYPE:	Parks & Recreation	Improv.
PROJ. CATEGORY:	Parks & Recreation	PROJECT NUMBER:	NFP	
DEPARTMENT:	Parks and Recreation	ACCOUNT NUMBER:	051-	
MANAGER:	Mitch Miles	BEGIN & END DATES:	7/1/19	to 6/30/22
WARD(s):	All	LIFE EXPECTANCY:	50 Years	

**DETAILED PROJECT DESCRIPTION:**

This project is for the construction of several sections of the Legacy Trail multi-modal path in the central and north parts of town. In particular, we plan to design and build the trail section that will connect from Ruby Grant Park to the east—across Interstate-35 and then along the Little River corridor across Highway-77 and over to the Stubbeman Avenue area, where it will link back up to the existing Robinson Street trail section. This loop will include several neighborhood trail connections, which are being built by those currently developing the Little River Trails, Trailwoods and Greenleaf Trails housing additions. Those trail sections were included in the final plats of those neighborhoods in anticipation of the connection to a city-wide trail in the future.

We will also use this project to construct a segment of the Legacy Trail system along the west side of Highway-77, north of Robinson street up to Tecumseh Road, in order to provide a safer off-street multi-modal path for pedestrians and bicyclists in this part of town.

**EXPENDITURE SCHEDULE through CITY Accounts by FY**

Account Number	Cost Element	TOTAL ALL FISCAL YRS	Actual Prior Years	Budget FYE 2017	FYE 2018	FYE 2019	FYE 2020	FYE 2021	FYE 2022	Beyond 5 Years
6201	Design	500,000				-	500,000			
6001	ROW	500,000						500,000		
6701	Utilities	0								
6101	Const	6,000,000					1,500,000	2,000,000	1,500,000	1,000,000
6301	Matls	0								
		0								
	<b>Total</b>	<b>7,000,000</b>	<b>0</b>	<b>0</b>	<b>0</b>	<b>0</b>	<b>2,000,000</b>	<b>2,500,000</b>	<b>1,500,000</b>	<b>1,000,000</b>

OPERATING IMPACT: 

negligible	Genl Fnd
------------	----------

**STATUS & COMMENTS:**

**TOTAL PROJECT BUDGET BY FUND SOURCE AND PURPOSE:**

**THIS PROJECT NEEDS ASSISTANCE FROM:**

Purpose	Fnd 51		Total
Design	500,000		500,000
ROW	500,000		500,000
Utilities	0		0
Const.	6,000,000		6,000,000
Materials	0		0
<b>Total</b>	<b>7,000,000</b>	<b>0</b>	<b>7,000,000</b>

Bldg Maint	no
IT	no
Pub Wks	yes
Utilities	yes
Parks	
Other	no

Reimbursable Account? no

Last Update 2/1/17

**CITY OF NORMAN**

PROJECT TITLE:	Public Arts Projects	PROJECT TYPE:	Parks & Recreation	Improv.
PROJ. CATEGORY:	Parks & Recreation	PROJECT NUMBER:	NFP100	
DEPARTMENT:	Parks and Recreation	ACCOUNT NUMBER:	051-9500-452	
MANAGER:	Jud Foster	BEGIN & END DATES:	7/1/17	to 6/30/25
WARD(s):	All	LIFE EXPECTANCY:	50 Years	

**DETAILED PROJECT DESCRIPTION:**

With the adoption of Norman Forward, the City committed to expend an amount not to exceed 1% of the aggregate construction costs of major facilities and community parks improvements costs on public art at those facilities and parks.

**EXPENDITURE SCHEDULE through CITY Accounts by FY**

Account Number	Cost Element	TOTAL ALL FISCAL YRS	Actual Prior Years	Budget FYE 2017	FYE 2018	FYE 2019	FYE 2020	FYE 2021	FYE 2022	Beyond 5 Years
051-9500-452.62-01	Design	710,000		145,000	290,000	275,000				
6001	ROW	0								
6701	Utilities	0								
6101	Const	0								
6301	Matls	0								
		0								
	<b>Total</b>	<b>710,000</b>	<b>0</b>	<b>145,000</b>	<b>290,000</b>	<b>275,000</b>	<b>0</b>	<b>0</b>	<b>0</b>	<b>0</b>

**OPERATING IMPACT:**

negligible      Genl Fnd

**STATUS & COMMENTS:**

**TOTAL PROJECT BUDGET BY FUND SOURCE AND PURPOSE:**

**THIS PROJECT NEEDS ASSISTANCE FROM:**

Purpose	Fnd 51		Total
Design	710,000		710,000
ROW	0		0
Utilities	0		0
Const.	0		0
Materials	0		0
<b>Total</b>	<b>710,000</b>	<b>0</b>	<b>710,000</b>

Bldg Maint	no
IT	yes
Pub Wks	yes
Utilities	no
Parks	
Other	yes

Reimbursable Account?

Last Update 6/19/17

**ANNUAL BUDGET**



**CITY OF NORMAN**

PROJECT TITLE:	Ruby Grant Park Development	PROJECT TYPE:	Parks & Recreation	Improv.
PROJ. CATEGORY:	Parks & Recreation	PROJECT NUMBER:	NBPI05	
DEPARTMENT:	Parks and Recreation	ACCOUNT NUMBER:	051-9322-452	
MANAGER:	Matt Hendren	BEGIN & END DATES:	7/1/16	to 6/30/20
WARD(s):	8	LIFE EXPECTANCY:	50 Years	

**DETAILED PROJECT DESCRIPTION:**

This project is for the initial development of the Ruby Grant Community Park site—a 157-acre park located at I-35 and Franklin Road. The City acquired this land in the early 2000's, and developed a Master Plan based on extensive community input shortly after its purchase. Now a part of the Norman Forward package, we can proceed with hiring a firm to produce construction drawings which we will use to acquire construction bids for the first set of improvements at the park. Included in this would be the construction of the major infrastructure components for the park (utilities, roads, parking) as well as initial walking and running trails, practice sports areas, a children's play area, a disc golf course, pedestrian lighting and improved park signage and fencing.

**EXPENDITURE SCHEDULE through CITY Accounts by FY**

Account Number	Cost Element	TOTAL ALL FISCAL YRS	Actual Prior Years	Budget FYE 2017	FYE 2018	FYE 2019	FYE 2020	FYE 2021	FYE 2022	Beyond 5 Years
051-9322-452.62-01	Design	450,000		-	450,000					
6001	ROW	0								
6701	Utilities	0								
051-9322-452.61-01	Const	5,550,000			750,000	1,250,000	1,550,000	2,000,000		
6301	Matls	0								
		0								
	<b>Total</b>	<b>6,000,000</b>	<b>0</b>	<b>0</b>	<b>1,200,000</b>	<b>1,250,000</b>	<b>1,550,000</b>	<b>2,000,000</b>	<b>0</b>	<b>0</b>

OPERATING IMPACT: negligible Genl Fnd

**STATUS & COMMENTS:**

**TOTAL PROJECT BUDGET BY FUND SOURCE AND PURPOSE:**

**THIS PROJECT NEEDS ASSISTANCE FROM:**

Purpose	Fnd 51	Total
Design	450,000	450,000
ROW	0	0
Utilities	0	0
Const.	5,550,000	5,550,000
Materials	0	0
<b>Total</b>	<b>6,000,000</b>	<b>6,000,000</b>

Bldg Maint	yes
IT	yes
Pub Wks	yes
Utilities	yes
Parks	
Other	yes

Reimbursable Account? no

Last Update 6/19/17

**ANNUAL BUDGET**

**CITY OF NORMAN**

PROJECT TITLE:	Saxon Park Development	PROJECT TYPE:	Parks & Recreation	Improv.
PROJ. CATEGORY:	Parks & Recreation	PROJECT NUMBER:	NFP	
DEPARTMENT:	Parks and Recreation	ACCOUNT NUMBER:	051-	
MANAGER:	James Briggs	BEGIN & END DATES:	7/1/19	to 6/30/21
WARD(s):	5	LIFE EXPECTANCY:	50 Years	

**DETAILED PROJECT DESCRIPTION:**

This project is for the continued development of John Saxon Jr. Memorial Community Park in Southeast Norman. Over the past 5 years, the City was able to secure 80% funding for the initial development of parking and trail facilities (cross-country and fitness/walking trails) from the state of Oklahoma Recreational Trails Grant program. The remaining projects at the park include construction of children's play areas, restroom facilities, completion of the park road to connect to John Saxon Boulevard west of the park, construction of a recreation/irrigation lake, tournament and picnic pavilions, improved perimeter fencing, and other site amenities as shown on the park's Master Plan.

**EXPENDITURE SCHEDULE through CITY Accounts by FY**

Account Number	Cost Element	TOTAL ALL FISCAL YRS	Actual Prior Years	Budget FYE 2017	FYE 2018	FYE 2019	FYE 2020	FYE 2021	FYE 2022	Beyond 5 Years
6201	Design	100,000				100,000				
6001	ROW	0								
6701	Utilities	0								
6101	Const	1,900,000				800,000	500,000	600,000		
6301	Matls	0								
		0								
	<b>Total</b>	<b>2,000,000</b>	<b>0</b>	<b>0</b>	<b>0</b>	<b>900,000</b>	<b>500,000</b>	<b>600,000</b>	<b>0</b>	<b>0</b>

**OPERATING IMPACT:**

negligible      Genl Fnd

**STATUS & COMMENTS:**

**TOTAL PROJECT BUDGET BY FUND SOURCE AND PURPOSE:**

**THIS PROJECT NEEDS ASSISTANCE FROM:**

Purpose	Fnd 51		Total
Design	100,000		100,000
ROW	0		0
Utilities	0		0
Const.	1,900,000		1,900,000
Materials	0		0
<b>Total</b>	<b>2,000,000</b>	<b>0</b>	<b>2,000,000</b>

Bldg Maint	
IT	
Pub Wks	
Utilities	
Parks	
Other	

Reimbursable Account? no

Last Update 2/1/17

**ANNUAL BUDGET**



**UNDER CONSTRUCTION**

# Park Land and Development Fund



## CAPITAL IMPROVEMENTS PLAN

### PARK LAND AND DEVELOPMENT FUND - 52

#### ASSUMPTIONS

3. Beginning November 1, 1994, the City of Norman began collecting fees with every new residential construction permit. Revenues are earmarked for capital improvements to neighborhood and community parks. The total fee per dwelling unit includes a \$75 community park fee and a \$75 neighborhood park fee. Exceptions to the neighborhood fee are made for residences served by private neighborhood parks or on rural land not within 1 mile of an existing neighborhood park.
4. The funds specifically designated for community public parks improvements can only be spent in Griffin Community Park, Reaves Community Park, Andrews Community Park, Sutton Urban Wilderness Area, John Saxon Park and Ruby Grant Park.
5. The funds specifically designated for neighborhood parks, paid with the building permit for any new dwelling, may be spent to improve the neighborhood public park serving that dwelling, or a nearby park.
6. Neighborhood park improvements will be scheduled when the Parks Board and City Council determine that there have been sufficient residential units constructed to warrant a capital project and sufficient fees have been collected to construct the project. This information changes daily and is maintained by the Parks Department.
7. No new project funding is proposed in FYE 2018.

**Park Land and Development Fund Summary  
Fund 52**

	FYE 16 ACTUAL	FYE 17 BUDGET	FYE 17 ESTIMATED	FYE 18 ADOPTED	FYE 19 PROJECTED	FYE 20 PROJECTED	FYE 21 PROJECTED	FYE 22 PROJECTED
1 Beginning Fund Balance	\$ 1,084,383	\$ 656,830	\$ 958,059	\$ 745,536	\$ 875,536	\$ 1,005,536	\$ 1,135,536	\$ 1,265,536
2								
3 Revenues								
4 Interest/Investment Income	\$ 11,372	\$ 10,000	\$ 10,000	\$ 10,000	\$ 10,000	\$ 10,000	\$ 10,000	\$ 10,000
5 Community Park Fees	79,350	70,000	70,000	70,000	70,000	70,000	70,000	70,000
6 Neighborhood Park Fees	65,100	50,000	50,000	50,000	50,000	50,000	50,000	50,000
7 In-Lieu of/Other	29,403	-	-	-	-	-	-	-
8 WF Transfer - Capital	-	-	-	-	-	-	-	-
9								
10 Total Revenue	\$ 185,225	\$ 130,000	\$ 130,000	\$ 130,000	\$ 130,000	\$ 130,000	\$ 130,000	\$ 130,000
11								
12 Expenditures								
13 Community Park Projects	\$ 46	\$ 50,000	\$ 169,139	\$ -	\$ -	\$ -	\$ -	\$ -
14 Neighborhood Park Projects	308,658	-	173,384	-	-	-	-	-
15 Parkland acquisition	-	-	-	-	-	-	-	-
16 WF Transf - Room Tax	-	-	-	-	-	-	-	-
17 WF Transf - Capital	-	-	-	-	-	-	-	-
18 WF Transf - GF	-	-	-	-	-	-	-	-
19 Services & maintenance	-	-	-	-	-	-	-	-
20 Audit Accruals/Adjustments	2,845	-	-	-	-	-	-	-
21								
22 Total Expenditures	\$ 311,549	\$ 50,000	\$ 342,523	\$ -	\$ -	\$ -	\$ -	\$ -
23								
24 Net Difference	\$ (126,324)	\$ 80,000	\$ (212,523)	\$ 130,000	\$ 130,000	\$ 130,000	\$ 130,000	\$ 130,000
25								
26 Ending Fund Balance	\$ 958,059	\$ 736,830	\$ 745,536	\$ 875,536	\$ 1,005,536	\$ 1,135,536	\$ 1,265,536	\$ 1,395,536
27								
28 Reserves								
29 Reserve for Community Parks	\$ 226,191	\$ 117,702	\$ 127,052	\$ 197,052	\$ 267,052	\$ 337,052	\$ 407,052	\$ 477,052
30 Reserve for Neighborhood Parks	935,844	599,128	812,460	862,460	912,460	962,460	1,012,460	1,062,460
31 Reserve for Park Land	(203,976)	20,000	(193,976)	(183,976)	(173,976)	(163,976)	(153,976)	(143,976)
32								
33 Total Reserves	\$ 958,059	\$ 736,830	\$ 745,536	\$ 875,536	\$ 1,005,536	\$ 1,135,536	\$ 1,265,536	\$ 1,395,536

## Park Land and Development Fund Project Table Fund 52

Pg #	Acct No	Project Number	Project Name	FYE2017 BUDGET	FYE2017 ESTIMATE	FYE2018 BUDGET	FYE2019 PROJECTED	FYE2020 PROJECTED	FYE2021 PROJECTED	FYE2022 PROJECTED	BEYOND 5 YEARS
<b>EXPENDITURES</b>											
<b>COMMUNITY PARKS</b>											
na	052-9639-432	PC0016	Griffin Trail Improvements	18,212	18,212	0	0	0	0	0	0
na	052-9441-452	PC0020	Legacy Park Audio Equipment	50,000	50,000	0	0	0	0	0	0
na	052-9674-452	PC0003	Saxon Park Improvements	34,953	34,953	0	0	0	0	0	0
na	052-9441-452	PC0018	Sports Complex Bleacher Replacements	43,974	43,974	0	0	0	0	0	0
na	052-9205-452	PC0013	Volleyball Court Improvements	22,000	22,000	0	0	0	0	0	0
Subtotal Community Parks				169,139	169,139	0	0	0	0	0	0
<b>NEIGHBORHOOD PARKS</b>											
na	052-9609-452	PR0155	Brookhaven Park Improvements	13,002	13,002	0	0	0	0	0	0
na	052-9397-452	PR0156	Brookhaven Square Park Improvements	17,776	17,776	0	0	0	0	0	0
na	052-9739-452	PR0159	Deerfield Park Improvements	151	151	0	0	0	0	0	0
na	052-7042-452	PR0253	High Meadows-Concrete Walk*	760	760	0	0	0	0	0	0
na	052-9640-452	PR0188	Oakhurst Park Improvements	8,475	8,475	0	0	0	0	0	0
na	052-9349-452	PR0025	Woodcreek Park Improvements	33,220	33,220	0	0	0	0	0	0
na	052-7042-452	PR0129	The Links Park Improvements	25,000	25,000	0	0	0	0	0	0
na	052-7042-452	PR0128	Highland Village Park Improvements	75,000	75,000	0	0	0	0	0	0
Subtotal Neighborhood Parks				173,384	173,384	0	0	0	0	0	0
<b>TOTAL PARK DEVELOPMENT FUND 52 PROJECTS</b>				<b>\$342,523</b>	<b>\$342,523</b>	<b>\$0</b>	<b>\$0</b>	<b>\$0</b>	<b>\$0</b>	<b>\$0</b>	<b>\$0</b>

\* closed  
 # - means unused funds to be returned to fund balance at end of fiscal year.  
 % - means budget will not be spent current fiscal year



**UNDER CONSTRUCTION**



# University North Park TIF Fund



Public has endured these construction projects throughout town over the years. These are other themes on I-35



**CAPITAL IMPROVEMENTS PLAN**

**UNIVERSITY NORTH PARK TIF FUND - 57**

**ASSUMPTIONS**

1. As authorized in the Oklahoma Constitution, Article 10, Section 6C and in the Local Development Act, 62 O.S. §850 et seq., and in order to facilitate development and improvements in the University North Park District, the University North Park Tax Increment Finance District was created.
2. Projects were identified and approved by City Council in accordance with the provisions of the Local Development Act.
3. The Tax Increment Finance District was created to facilitate development and improvements in an area where such improvement would not have otherwise occurred.
8. The University North Park Area includes land adjacent to 24th Avenue NW, between Robinson Street and Tecumseh Road.
9. New funds to continue one project is proposed in FYE18 at \$624,983.



## University North Park Tax Increment Finance District Fund Summary Fund 57

	FYE 16 ACTUAL	FYE 17 BUDGET	FYE 17 ESTIMATED	FYE 18 ADOPTED	FYE 19 PROJECTED	FYE 20 PROJECTED	FYE 21 PROJECTED	FYE 22 PROJECTED
1 Beginning Fund Balance	\$ 16,548,107	\$ 16,835,834	\$ 20,099,992	\$ 22,493,046	\$ 27,041,784	\$ 32,186,177	\$ 37,342,085	\$ 42,624,533
2								
3 Revenues								
4 Sales Tax	\$ 4,363,571	\$ 3,794,061	\$ 4,637,150	\$ 4,753,079	\$ 4,943,202	\$ 5,140,930	\$ 5,346,567	\$ 5,560,430
5 Sales Tax - Economic Dev	872,714	-	900,000	900,000	900,000	900,000	900,000	900,000
6 Interest Income	4,366	17,500	17,500	17,500	17,500	17,500	17,500	17,500
7 Property Tax	670,281	835,000	835,000	835,000	835,000	835,000	835,000	835,000
8 Bond Proceeds	-	-	-	-	-	-	-	-
9 Loan Proceeds	-	-	-	-	-	-	-	-
10 Misc Income	2,742	-	-	369,516	385,680	385,680	385,680	385,680
11 BID Assessment Receipts	47,258	75,000	75,000	100,000	125,000	150,000	175,000	200,000
12								
13 Subtotal	\$ 5,960,932	\$ 4,721,561	\$ 6,464,650	\$ 6,975,095	\$ 7,206,382	\$ 7,429,110	\$ 7,659,747	\$ 7,898,610
14								
15 IF Transf - Capital	\$ -	\$ -	\$ -	\$ -	\$ -	\$ -	\$ -	\$ -
16								
17 Total Revenue	\$ 5,960,932	\$ 4,721,561	\$ 6,464,650	\$ 6,975,095	\$ 7,206,382	\$ 7,429,110	\$ 7,659,747	\$ 7,898,610
18								
19 Expenditures								
20 Services /Maintenance	\$ 6,556	\$ 11,371	\$ 11,371	\$ 11,371	\$ 11,485	\$ 11,600	\$ 11,716	\$ 11,833
21 Administration	293,212	236,078	236,078	239,916	289,785	299,671	309,953	320,648
22 BID Expenses	80,235	116,485	151,377	116,485	119,960	123,579	127,266	131,105
23 Capital Equipment	-	-	20,000	-	-	-	-	-
24 Capital Projects	388,984	1,454,983	2,333,926	624,983	-	-	-	-
25 Debt Service	1,580,733	1,318,844	1,318,844	1,433,602	1,640,739	1,838,352	1,928,344	1,988,098
26 Audit adjustments	59,327	-	-	-	-	-	-	-
27								
28 Total Expenditures	\$ 2,409,047	\$ 3,137,761	\$ 4,071,596	\$ 2,426,357	\$ 2,061,989	\$ 2,273,202	\$ 2,377,269	\$ 2,451,682
29								
30 Net Difference	\$ 3,551,885	\$ 1,583,800	\$ 2,393,054	\$ 4,548,738	\$ 5,144,393	\$ 5,155,908	\$ 5,282,448	\$ 5,446,928
31								
32 Ending Fund Balance	\$ 20,099,992	\$ 18,419,634	\$ 22,493,046	\$ 27,041,784	\$ 32,186,177	\$ 37,342,085	\$ 42,624,533	\$ 48,071,461
33								
34 Reserves								
35 Reserved for BID	\$ 516,660	\$ 598,333	\$ 546,083	\$ 629,588	\$ 709,618	\$ 786,039	\$ 858,753	\$ 927,648
36 Available for Debt Repayment	12,665,000	11,815,000	11,815,000	10,815,000	9,565,000	8,065,000	6,415,000	4,640,000
37 Unreserved	6,918,332	6,006,301	10,131,963	15,597,186	21,911,559	28,491,046	35,350,760	42,503,813
38								
39 Total Reserves	\$ 20,099,992	\$ 18,419,634	\$ 22,493,046	\$ 27,041,784	\$ 32,186,177	\$ 37,342,085	\$ 42,624,533	\$ 48,071,461
40								
41 Outstanding Debt		\$ 11,815,000	\$ 11,815,000	\$ 10,815,000	\$ 9,565,000	\$ 8,065,000	\$ 6,415,000	\$ 4,640,000

## University North Park Tax Increment Finance Fund Project Table Fund 57

Pg #	Acct No	Project Number	Project Name	FYE2017 BUDGET	FYE2017 ESTIMATE	FYE2018 BUDGET	FYE2019 PROJECTED	FYE2020 PROJECTED	FYE2021 PROJECTED	FYE2022 PROJECTED	BEYOND 5 Years
<b>EXPENDITURES</b>											
na	057-9403-431	UT0012	24th & Radius Intersection	852,960	852,960	0	0	0	0	0	0
na	057-9510-431	UT	Contingency	0	0	0	0	0	0	0	175,000
na	057-9510-431	UT	Cultural Facilities & Other Infrastructure	0	0	0	0	0	0	0	8,750,000
na	057-9510-431	UT0008	Economic Development	388,476	388,476	0	0	0	0	0	8,250,000
na	057-9510-431	UT	Eng/Legal/Prof Fees	0	0	0	0	0	0	0	1,750,000
na	057-9545-431	UT0009	Interstate Drive East Extension	210,162	210,162	0	0	0	0	0	0
na	057-9510-431	UT	Lifestyle Center	0	0	0	0	0	0	0	8,250,000
232	057-9552-431	UT0011	Robinson Street West of I-35 (MATCH Fund 50)	1,079,750	1,079,750	624,983	0	0	0	0	0
na	057-9510-431	UT0098	UNP Legacy Park & Trail	0	0	0	0	0	0	0	1,884,774
na	057-9510-431	UT0099	UNP Transportation Improvements	0	0	0	0	0	0	0	9,550,601
<b>TOTAL UNIVERSITY NORTH PARK TIF FUND 57 PROJECTS</b>				<b>\$2,531,348</b>	<b>\$2,531,348</b>	<b>\$624,983</b>	<b>\$0</b>	<b>\$0</b>	<b>\$0</b>	<b>\$0</b>	<b>\$38,610,375</b>

\*\*as specific projects are created, funds will appropriated upon City Council approval.  
 \* closed  
 # - means unused funds to be returned to fund balance at end of fiscal year.  
 % - means budget will not be spent current fiscal year

**CITY OF NORMAN**

PROJECT TITLE:	Robinson Street West of I-35	PROJECT TYPE:	Transp. w/ Fedl Fndg	Improv.
PROJ. CATEGORY:	Intersection Improvements	PROJECT NUMBER:	TR0104, UT0011	
DEPARTMENT:	Public Works	ACCOUNT NUMBER:	050-9076-431, 057-9552-431	
MANAGER:	John Clink	BEGIN & END DATES:	3/1/10	to 3/1/18
WARD(s):	8	LIFE EXPECTANCY:	20 Years	

**DETAILED PROJECT DESCRIPTION:**

This project implements the preferred alternative identified in the Garver Study and improves the west side of the Robinson Street Interchange at Interstate 35 with the following improvements:

1. Additional eastbound lane on Robinson Street, beginning at Brookhaven Creek
2. Relocation of the North Interstate Drive intersection approximately 225 feet east of the current location
3. Dual left turn lanes for westbound traffic turning onto I-35 southbound

**EXPENDITURE SCHEDULE through CITY Accounts by FY**

Account Number	Cost Element	TOTAL ALL FISCAL YRS	Actual Prior Years	Budget FYE 2017	FYE 2018	FYE 2019	FYE 2020	FYE 2021	FYE 2022	Beyond 5 Years
UT 057-9510-431.62-01	Design	579,825	185,600	394,225						
UT 057-9076-431.62-01	Design	300,000		300,000						
UT 057-9076-431.61-01	Const	1,155,741		530,758	624,983					
UT 057-9076-431.61-01	Utilities	154,767		154,767						
TR 050-9552-431.60-01	ROW	225,831		225,831						
TR 050-9552-431.67-01	Utilities	460,000		460,000						
TR 050-9552-431.61-01	Const	0								
UT0011	Fnd 57 Total	2,190,333	185,600	1,379,750	624,983	0	0	0	0	0
TR0104	Fnd 50 Total	685,831	0	685,831	0	0	0	0	0	0
OPERATING IMPACT:	Negligible		Genl Fnd							

**STATUS & COMMENTS:**

City Council approved a design contract with Garver Engineers for the evaluation of alternatives and selection of the preferred option during their November 13, 2012 meeting. City Council endorsed the recommended preferred alternative. The final report and recommendation was submitted to ODOT in July of 2014 for review and concurrence.

The preliminary estimate is higher than the funds available through the UNP TIF. The improvements are eligible for federal funds and a request was made to ACOG to include the project in the regional TIP.

**TOTAL PROJECT BUDGET BY FUND SOURCE AND PURPOSE:**

Purpose	Fnd 50	Fnd 57	Fed. Aid	Total
Design		879,825		879,825
ROW	225,831			225,831
Utilities	460,000	154,767		614,767
Const.	0	1,155,741	3,350,256	4,505,997
Materials				0
<b>Total</b>	<b>685,831</b>	<b>2,190,333</b>	<b>3,350,256</b>	<b>6,226,420</b>
Reimbursable Account?	no	no	no	

Last Update 4/5/17

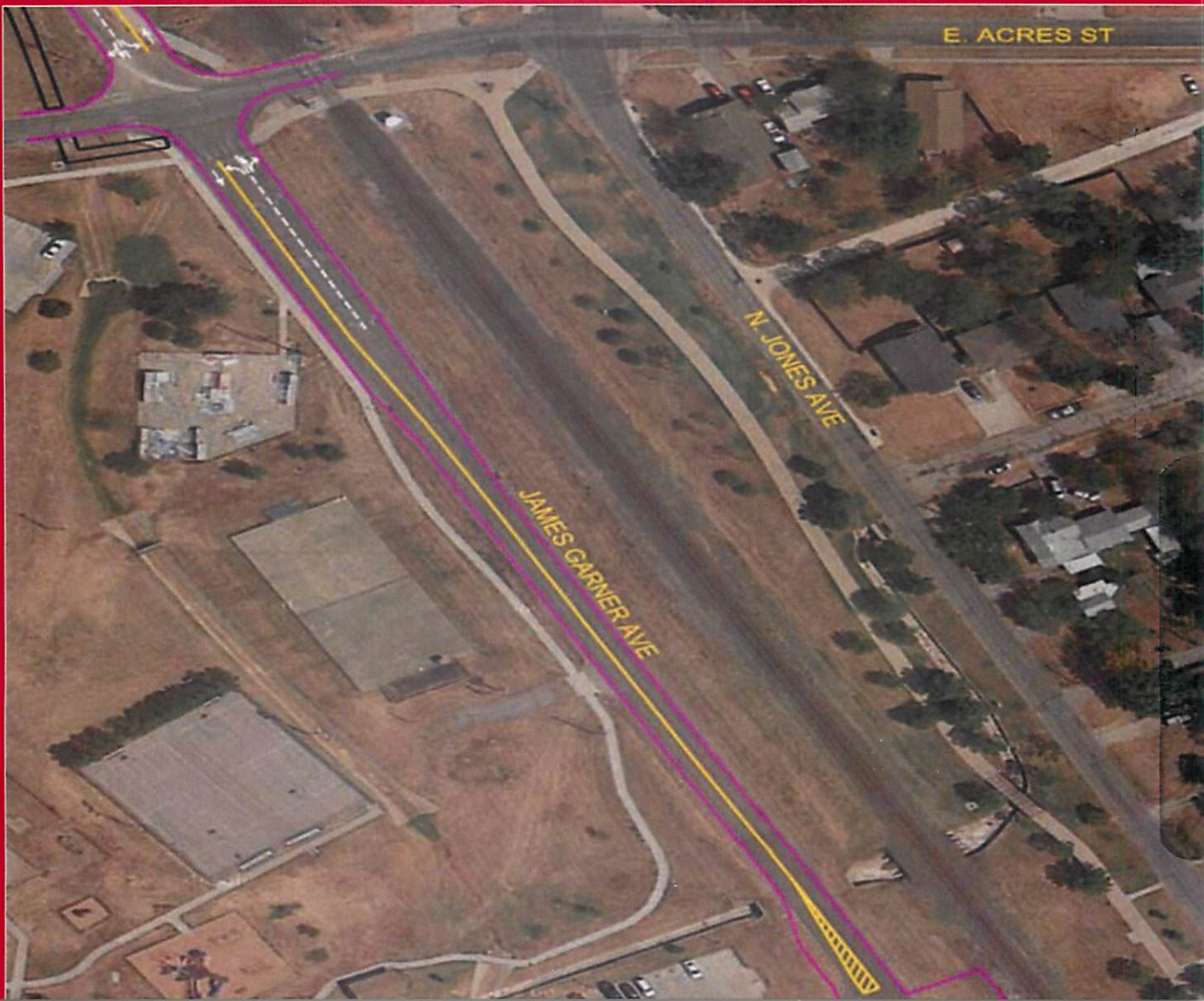
**ANNUAL BUDGET**

# James Garner Avenue Extension



**UNDER CONSTRUCTION**

**Arterial Road Recoupment Fund**



## CAPITAL IMPROVEMENTS PLAN

### ARTERIAL ROAD RECOUPMENT FUND - 78

#### ASSUMPTIONS

1. In FYE97, Council set aside public Funds for construction of Arterial Roads in advance of private development and **Recoup** the developers' required contributions later. The intent is to avoid dangerous driving conditions due to varied pavement widths. Varied pavement widths (gap paving) result when non-contiguous segments of road are widened according to the different schedules of individual private land development adjacent to the same arterial road. The ARR Fund allows the City of Norman to finance widening of arterials in longer segments at the same time, and recoup the developer's contributions later (right-of-way and construction costs).
2. Per Ordinance O-9697-31, property owners shall repay the City either before development or at the time of land development for all local arterial street construction costs, which they would normally incur under development regulations.
3. Capital Sales Tax revenues were transferred from the Capital Fund (Fund 50) to this fund to create the initial funding, with the intent that future revenues would be received as land would be developed, and thereby there would be a revolving funding source to continue the program.
4. Projects listed for FYE2017 have been closed. There is no new funding for projects in FYE18.

## Arterial Road Recoupment Fund Summary Fund 78

	FYE 16 ACTUAL	FYE 17 BUDGET	FYE 17 ESTIMATED	FYE 18 ADOPTED	FYE 19 PROJECTED	FYE 20 PROJECTED	FYE 21 PROJECTED	FYE 22 PROJECTED
1 Beginning Fund Balance	\$ 605,248	\$ 605,248	\$ 613,433	\$ 613,433	\$ 613,433	\$ 613,433	\$ 613,433	\$ 613,433
2								
3 Revenues								
4 Reimbursements/Interest	\$ 8,185	\$ -	\$ -	\$ -	\$ -	\$ -	\$ -	\$ -
5 IF Transf - Capital Fund	-	-	-	-	-	-	-	-
6								
7 Total Revenues	\$ 8,185	\$ -	\$ -	\$ -	\$ -	\$ -	\$ -	\$ -
8								
9 Expenditures								
10 Capital Projects	\$ -	\$ -	\$ -	\$ -	\$ -	\$ -	\$ -	\$ -
11 Audit Adjustments	-	-	-	-	-	-	-	-
12								
13 Total Expenditures	\$ -	\$ -	\$ -	\$ -	\$ -	\$ -	\$ -	\$ -
14								
15 Net Difference	\$ 8,185	\$ -	\$ -	\$ -	\$ -	\$ -	\$ -	\$ -
16								
17 Ending Fund Balance	\$ 613,433	\$ 605,248	\$ 613,433	\$ 613,433	\$ 613,433	\$ 613,433	\$ 613,433	\$ 613,433

## Arterial Road Recoupment Fund Project Table Fund 78

Pg #	Acct No	Project Number	Project Name	FYE2017 BUDGET	FYE2017 ESTIMATE	FYE2018 BUDGET	FYE2019 PROJECTED	FYE2020 PROJECTED	FYE2021 PROJECTED	FYE2022 PROJECTED	BEYOND 5 Years
<b>EXPENDITURES</b>											
na	078-9964-431	AR0057	Tecumseh Road Phase III*	0	0	0	0	0	0	0	0
na	078-9517-431	UT0003	Rock Creek Overpass*	0	0	0	0	0	0	0	0
<b>TOTAL ARTERIAL ROAD RECOUPMENT FUND 78 PROJECTS</b>				<b>\$0</b>	<b>\$0</b>	<b>\$0</b>	<b>\$0</b>	<b>\$0</b>	<b>\$0</b>	<b>\$0</b>	<b>\$0</b>


\* closed  
# - means unused funds to be returned to fund balance at end of fiscal year.  
% - means budget will not be spent current fiscal year



**UNDER CONSTRUCTION**



# Appendix





# **APPENDIX**

## **Maps**

Figure 1 – Wards

Figure 2 – Street Maintenance & Transportation Projects

Figure 3 – Utility Projects

Figure 4 – Other Projects

Figure 5 – General Obligation Bond Projects (August 2012 Election)

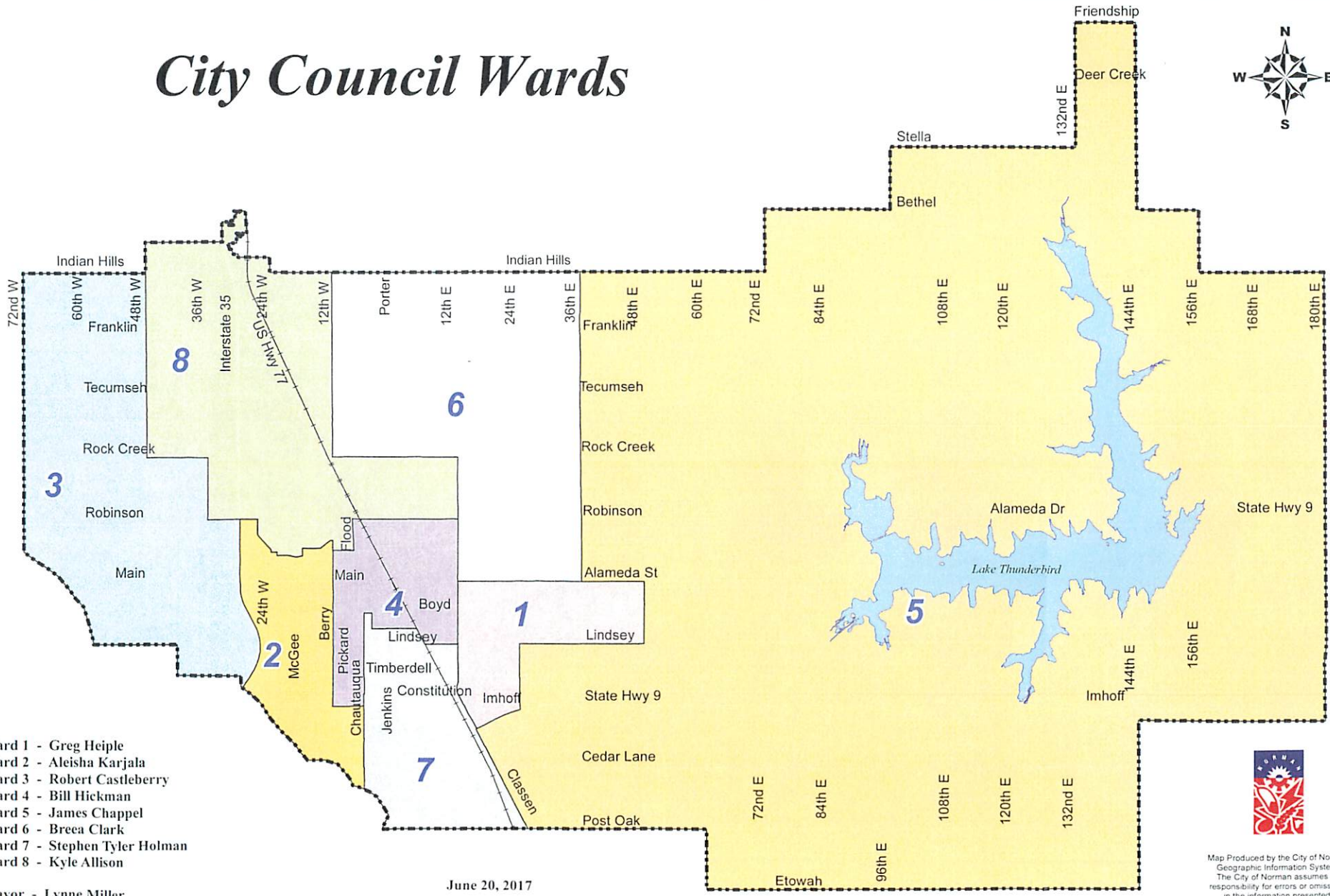
Figure 6 – General Obligation Bond Projects (April 2016 Election)

## **Unprogrammed Capital Projects**

- I. Buildings and Grounds
- II. Preventive Maintenance of Existing Facilities
- III. Communications Systems
- IV. Parks and Recreation
- V. Sanitary Sewer
- VI. Stormwater Drainage
- VII. Transportation – Signals and Intersections
- VIII. Transportation – Paths, Sidewalks, Trails
- IX. Transportation – Streets & Bridges
- X. Water System Improvements
- XI. Water Lines – Miscellaneous Maintenance

## **Glossary of Terms and Acronyms**

# City Council Wards



- Ward 1 - Greg Heiple
- Ward 2 - Aleisha Karjala
- Ward 3 - Robert Castleberry
- Ward 4 - Bill Hickman
- Ward 5 - James Chappel
- Ward 6 - Breea Clark
- Ward 7 - Stephen Tyler Holman
- Ward 8 - Kyle Allison

Mayor - Lynne Miller

June 20, 2017



Map Produced by the City of Norman  
Geographic Information System  
The City of Norman assumes no  
responsibility for errors or omissions  
in the information presented

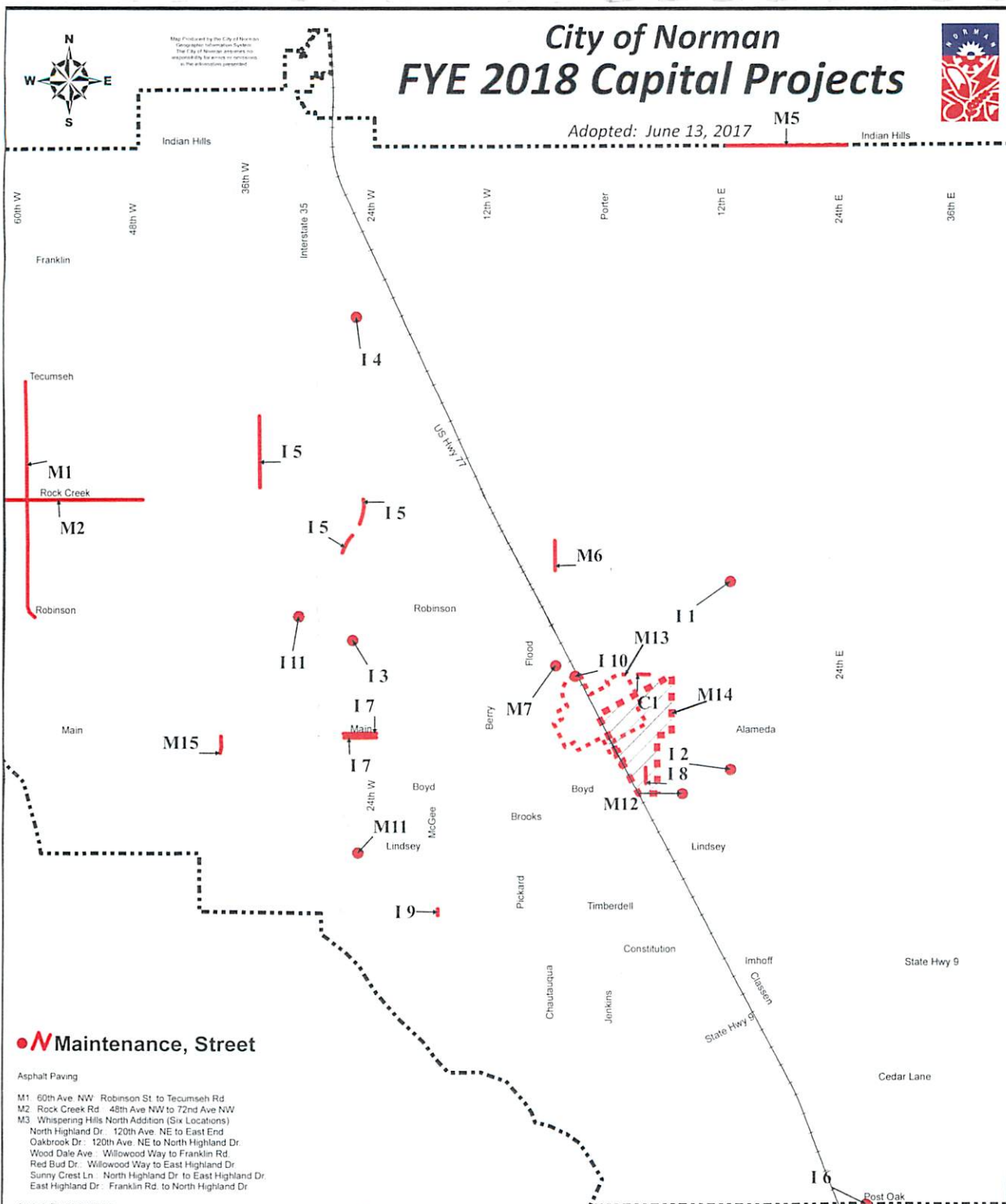
Figure 1 - Council Wards  
237

# City of Norman FYE 2018 Capital Projects

Adopted: June 13, 2017



Map Provided by the City of Norman  
Geographic Information System  
The City of Norman does not  
warrant the accuracy or completeness  
of the information presented.



## ●/N Maintenance, Street

### Asphalt Paving

- M1 60th Ave NW - Robinson St. to Tecumseh Rd.
- M2 Rock Creek Rd - 48th Ave NW to 72nd Ave NW
- M3 Whispering Hills North Addition (Six Locations)
- North Highland Dr - 120th Ave. NE to East End
- Oakbrook Dr - 120th Ave. NE to North Highland Dr.
- Wood Dale Ave - Willowood Way to Franklin Rd.
- Red Bud Dr - Willowood Way to East Highland Dr.
- Sunny Crest Ln - North Highland Dr. to East Highland Dr.
- East Highland Dr - Franklin Rd. to North Highland Dr.

### Asphalt Paver Patching

- M4 60th Ave. SE - State Hwy. 9 to Cedar Lane Rd.
- M5 Indian Hills Rd - 12th Ave. NE to 24th Ave. NE

### Concrete Paving

- M6 Stubbeman Ave. at Norman North High School
- M7 University Blvd. at W Hughtbert St.

### Rural Road System

- M8 56th Ave. SE - Post Oak Rd. to Etowah Rd.
- M9 Cedar Lane Rd - 48th Ave. SE to 60th Ave. SE
- M10 Post Oak Rd. 72nd Ave. SE to 84th Ave. SE

### M11 Lindsey St. Interchange Aesthetics

- M12 Boyd St. - East of Oklahoma Ave. over

### Bishop Creek Bridge Repair

- M13 Downtown Sidewalks and Curbs

### Sidewalk Horizontal Saw Cut Program

- M14 Area bound by Main St., Railroad, Boyd St. and Carter Ave./Ponca Ave.

### ADA Sidewalk Accessibility Improvements

- M15 Chery Creek Dr. - Main St. to Knob Hill Ct.

## ●/N Improvements, Street

- I 1 12th Ave. NE and High Meadows Dr. Intersection Improvements
- I 2 12th Ave. SE and Triad Village Dr. New Signal
- I 3 24th Ave. NW and Tee Dr. Widening and New Signal
- I 4 Flood Ave. (US Hwy 77) and Venture Dr. New Signal
- I 5 24th Ave. NW and 36th Ave. NW Legacy Trail Multi Modal Path Extension
- I 6 Classen Blvd (US Hwy 77) and Post Oak Rd. New Signal
- I 7 Main St. I-35 to 24th Ave. W New Sidewalks both sides

### School Sidewalk Program

- I 8 Classen Blvd. - Ferrill St. to Macy St.
- I 9 McGee Dr. - Smoking Oaks Rd. to Westbrook Terr.

### I 10 James Garner Ave. and Acres St. Intersection

- I 11 Robinson St. West of I-35 Intersection Improvements

## ●/N CDBG

- C1 Acres St. Findlay Ave. to Stewart Ave. Street Reconstruction

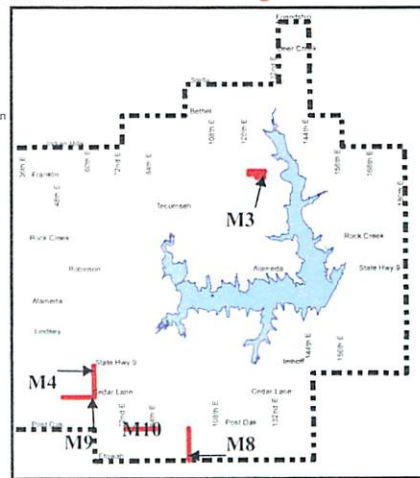


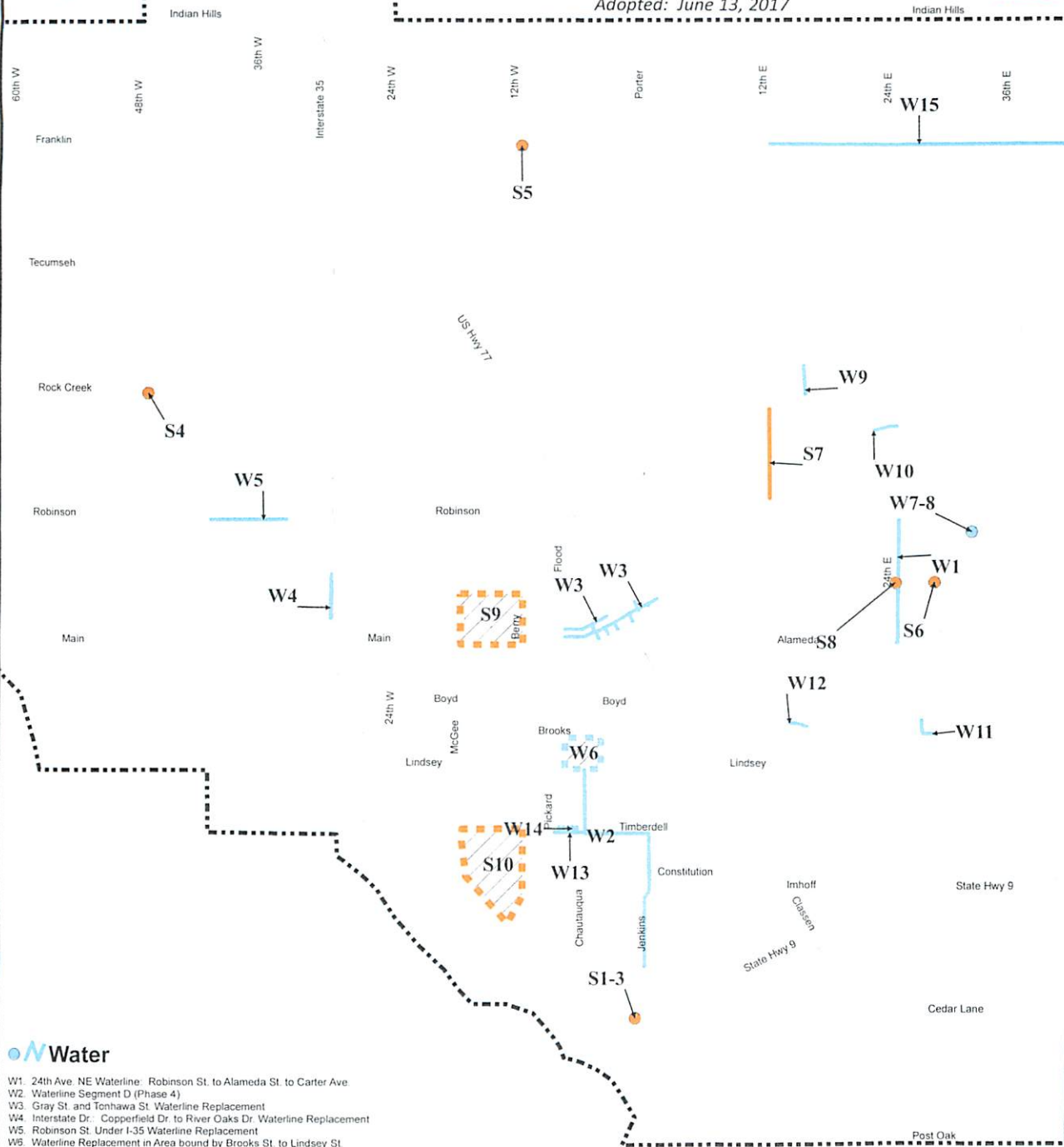
Figure 2 - Street Maintenance  
& Transportation Projects

# City of Norman FYE 2018 Capital Projects

Adopted: June 13, 2017



Map Produced by the City of Norman  
Geographic Information System  
The City of Norman assumes no  
responsibility for errors or omissions  
in this information presented.



## Water

- W1. 24th Ave. NE Waterline: Robinson St. to Alameda St. to Carter Ave.
- W2. Waterline Segment D (Phase 4)
- W3. Gray St. and Tonhawa St. Waterline Replacement
- W4. Interstate Dr. Copperfield Dr. to River Oaks Dr. Waterline Replacement
- W5. Robinson St. Under I-35 Waterline Replacement
- W6. Waterline Replacement in Area bound by Brooks St. to Lindsey St. and Flood Ave. to Elm Ave.
- W7. Water Treatment Plant Backwash Tower Resurfacing
- W8. Water Treatment Plant SCADA Improvements

## Hot Soils Water Line Replacement

- W9. Queenston Ave.: Rock Creek Rd. to Pinewood Dr.
- W10. Wheaton Dr.: 24th Ave. NE to end

## Urban Service Area Water Lines

- W11. Dunham Dr.: Meadowood Blvd. to end
- W12. Columbia Cir.: Biloxi Dr. to end
- W13. Timberdell Rd.: Chautauqua Ave. to Pickard Ave.
- W14. Timberdell Rd. Cul-de-sacs

## Water Wells and Supply Lines 2015

- W15. Franklin Rd.: 24th Ave. NE to 72nd Ave. NE with interconnections along 36th, 48th and 60th Avenues NE

## Sanitary Sewer

- S1. WRF Dewatering Centrifuge Telemetry
- S2. WRF Main Control Building HVAC Replacements
- S3. WRF Shop Building Roof Replacement

## Lift Station Modifications

- S4. Ashton Grove Lift Station
- S5. Vo-Tech Lift Station
- S6. Royal Oaks Lift Station
- S7. Lift Station D Force Main Rehab - Phase 2
- S8. Alameda Park Lift Station Rehab

## Sanitary Sewer Replacements

- S9. Area generally bound by Main St. to Iowa St. and Sherry/Mercedes to Berry Rd.
- S10. Area bound by Westbrook Terr. to State Hwy 9 to Berry Rd.

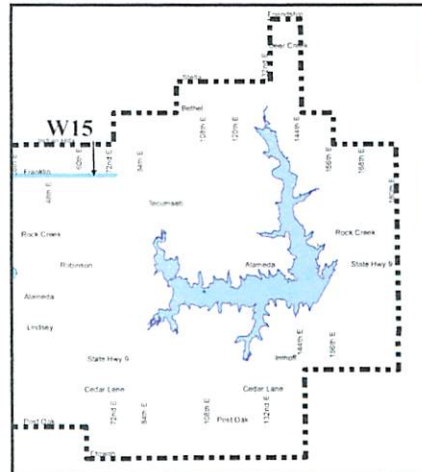


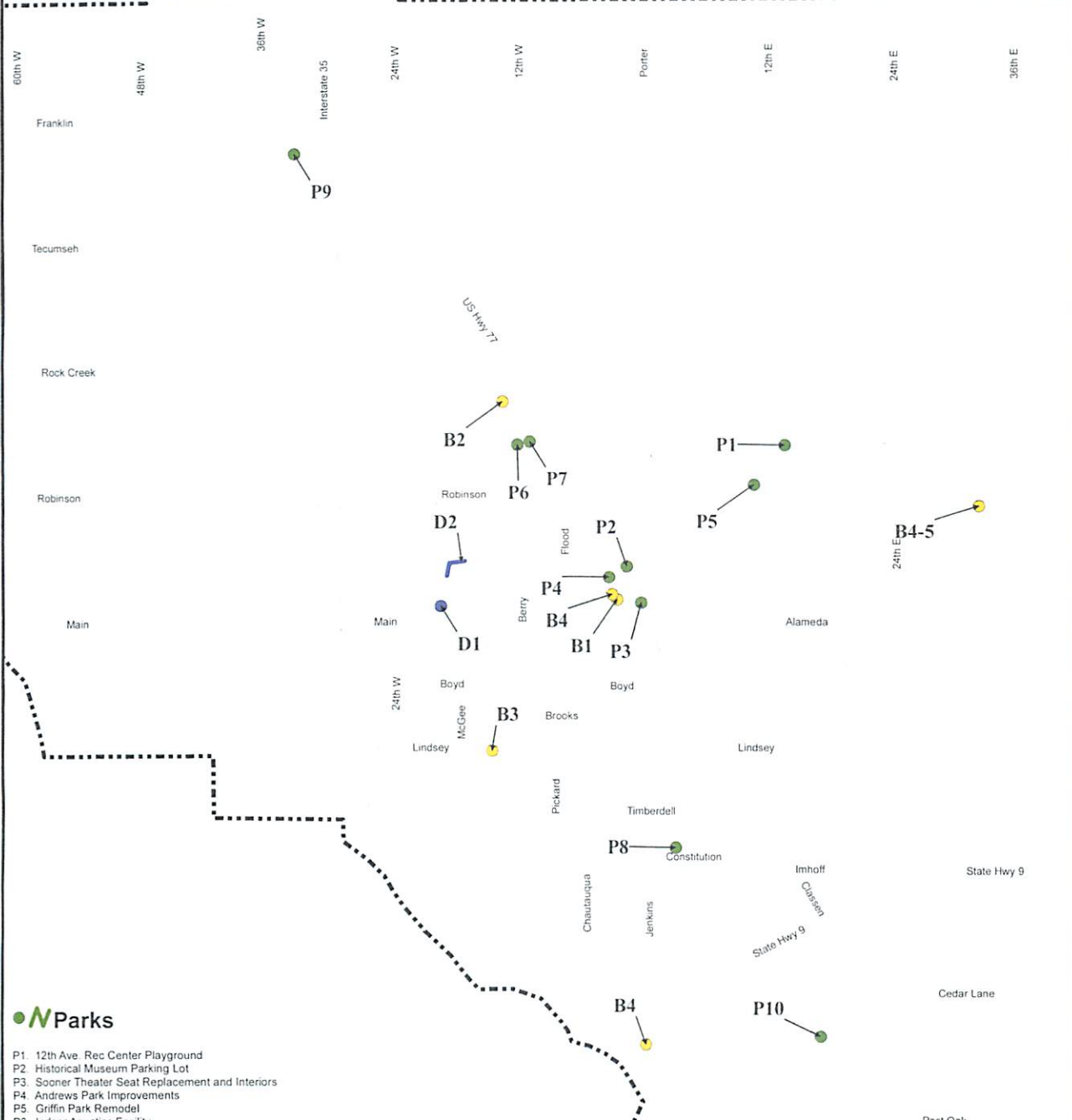
Figure 3 - Utility Projects

# City of Norman FYE 2018 Capital Projects

Adopted: June 13, 2017



Map Prepared by the City of Norman Geographic Information System. The City of Norman assumes no responsibility for errors or omissions in the information presented.



- Parks**
- P1. 12th Ave. Rec Center Playground
- P2. Historical Museum Parking Lot
- P3. Sooner Theater Seat Replacement and Interiors
- P4. Andrews Park Improvements
- P5. Griffin Park Remodel
- P6. Indoor Aquatics Facility
- P7. Indoor Sports Facility Construction
- P8. Reaves Park Remodel
- P9. Ruby Grant Park Development
- P10. Cedar Lane Addition New Park Development

- Buildings and Grounds**
- B1. 201 W Gray Admin Bldg. Generator Installation
- B2. Emergency Operations Center IT Redundant AC
- B3. Norman Investigations Center IT Redundant AC
- B4. Security System Replacement and Expansion (5 Locations)
  - Building A
  - Building B
  - Police SID
  - Water Treatment Plant
  - Police Range
- B5. Fiber Expansion to Water Treatment Plant

- Drainage**
- Force Account Drainage
- D1. Merkle Creek at Crestmont St.
- Drainage Improvement Projects
- D2. Merkle Creek Stabilization behind Cleveland Elementary

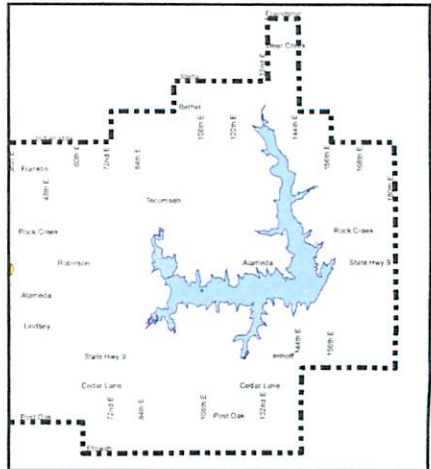


Figure 4 - Other Capital Projects  
240

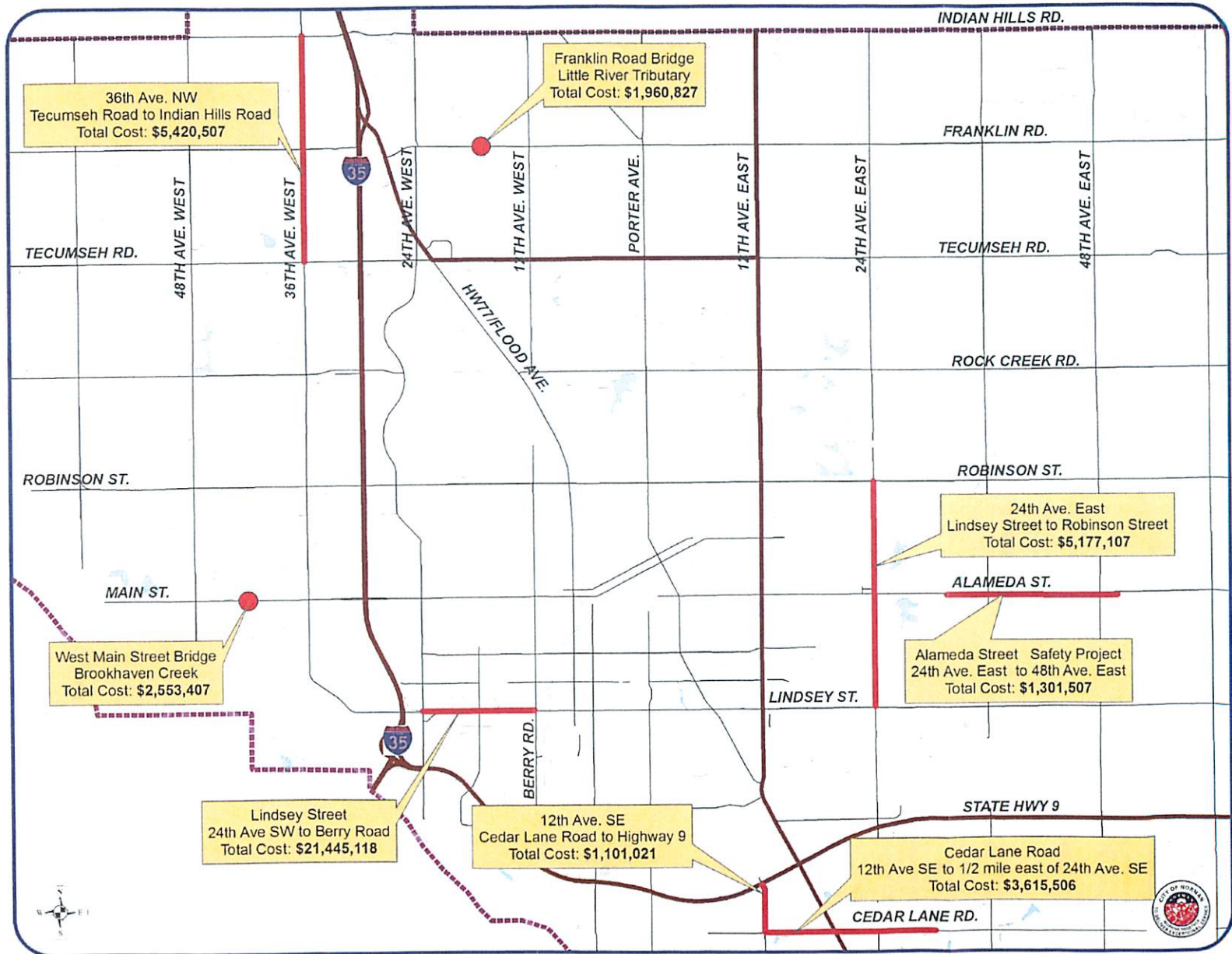


Figure 5 - 2012 General Obligation Bond Projects (August 2012 Election)



Map Produced by The City of Norman  
Geographical Information Systems  
The City of Norman assumes no  
responsibility for errors or omissions  
in the information herein.

# City of Norman FYE 2018 Capital Projects



Adopted: June 13, 2017



- Parks**
- P1. 12th Ave. Rec Center Playground
- P2. Historical Museum Parking Lot
- P3. Sooner Theater Seat Replacement and Interiors
- P4. Andrews Park Improvements
- P5. Griffin Park Remodel
- P6. Indoor Aquatics Facility
- P7. Indoor Sports Facility Construction
- P8. Reaves Park Remodel
- P9. Ruby Grant Park Development
- P10. Cedar Lane Addition New Park Development

- Buildings and Grounds**
- B1. 201 W. Gray Admin Bldg. Generator Installation
- B2. Emergency Operations Center IT Redundant AC
- B3. Norman Investigations Center IT Redundant AC
- B4. Security System Replacement and Expansion (5 Locations)  
Building A  
Building B  
Police SID  
Water Treatment Plant  
Police Range
- B5. Fiber Expansion to Water Treatment Plant

- Drainage**
- Force Account Drainage
- D1. Merkle Creek at Crestmont St.
- Drainage Improvement Projects
- D2. Merkle Creek Stabilization behind Cleveland Elementary

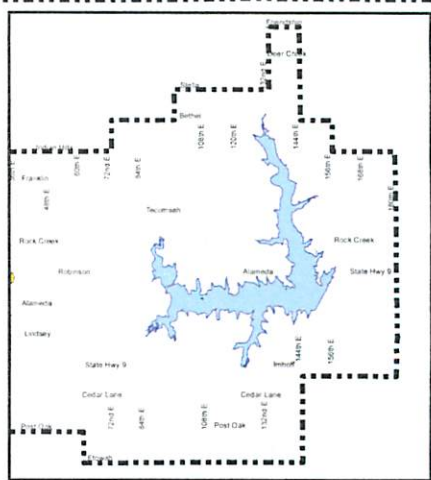


Figure 4 - Other Capital Projects  
240

UNPROGRAMMED CAPITAL IMPROVEMENTS

4/06/2017

City Cost    Est. City Cost  
Programmed   Unprogrammed

**I.        BUILDINGS AND GROUNDS PROJECTS**

Fire Station 2 Generator	\$	33,000
Fire Stations 5 & 6 fuel monitoring system	\$	16,000
Fire Station 7 storage building	\$	26,000
Fleet Breakroom Renovations	\$	61,573
Fleet power/wash and plumbing	\$	39,000
Fleet shop epoxy floor replacement	\$	70,000
Fleet shop overhead doors	\$	41,000
In-House Oil Analyzer	\$	80,000
Lindsey Yard Facility, indoor heated storage	\$	475,000
Police Building B Feasibility Study	\$	40,000
Police New Training Building	\$	3,000,000
Police Simulation Area Upgrade	\$	52,000
Traffic Management Center Study	\$	100,000
Police-Training Facility Automatic Gate Opener	\$	15,000
Southside Fueling Station	\$	500,000
Subtotal Buildings and Grounds	\$	4,548,573

**II.        PREVENTIVE MAINTENANCE OF EXISTING FACILITIES**

Andrews Park Amphitheatre seat repairs	\$	16,000
Exhaust System Upgrade Stations 1,3,4,6,7	\$	12,625
Backflow Prevention Program	\$	50,000
Fire Station 1 Overhead Doors	\$	2,000
Fire Station 2 Parking Lot	\$	102,000
Fire Station 2 Rehab and Remodel	\$	45,082
Fire Station 3 sidewalk	\$	8,000
Fire Station 4 Carpet Replacement	\$	5,300
Fire Station 6 Carpet replacement	\$	20,000
Fire Station 6 resurface parking lot	\$	10,000
Police Electric Gate and Access Pad - NPD Range	\$	30,000
Police Parking Lot Improvements	\$	6,000
Police Range Safety Cameras	\$	65,000
Senior Center Parking lot redesign and rebuild	\$	120,000
Senior Center tuck point and/or repaint exterior	\$	46,000
Sooner Theater upstairs restroom remodel	\$	80,000
Tennis Court lighting & surfacing at 12th Avenue	\$	50,000
Subtotal Preventative Maint. of Existing Facilities	\$	668,007

**III.        COMMUNICATIONS SYSTEMS**

Fiber Expansion to Water Treatment Plant	\$	55,000
Subtotal Communications Systems	\$	55,000



UNPROGRAMMED CAPITAL IMPROVEMENTS

4/06/2017

City Cost    Est. City Cost  
Programmed   Unprogrammed

<u>IV.    <u>PARKS AND RECREATION</u></u>	
12th Avenue Recreation Center expansion/ renovation	TBD
Cascade Park Playground Annex	\$ 75,000
Eagle Cliff Park Improvements (capital fund share)	\$ 60,000
Griffin Park Exercise Course	\$ 40,000
Griffin Park Lake Bridge and Trail	\$ 220,000
Historic Museum parking lot	\$ 75,000
Little Axe New Gymnasium, new construction	TBD
New Park Development - Cedar Lane Park (capital fund share)	\$ 100,000
New Park Development - Links Park (capital fund share)	\$ 50,000
New Park Development - Summit Valley Park (capital fund share)	\$ 100,000
Reaves Park Splashpad, new construction	\$ 253,000
Russel Bates Park renovation	\$ 85,000
Trail Improvements at Royal Oaks Park	\$ 100,000
Subtotal Parks and Recreation	\$ 1,158,000

<u>V.    <u>WATER RECLAMATION</u></u>	
North Water Reclamation Facility (4.5 MGD)	\$ 85,000,000
South WRF Phase 3	\$ 6,950,000    \$ 54,950,000
Westside-Lift Station Roof	\$ -    \$ 41,000
SE Lift Station Payback	\$ 92,000    \$ 3,725,000
WRF Digester Gas Storage/Co-Generation	\$ 13,748,000
WRF Main Control Building Lower Roof Replacement	\$ 360,000
Subtotal Water Reclamation	\$ 157,824,000

<u>VI.    <u>SANITATION</u></u>	
No projects currently identified	TBD
Subtotal Sanitation	\$ -

<u>VI.    <u>STORMWATER DRAINAGE</u></u>	
12 <sup>th</sup> Ave NW Drainage Improvements	\$ 836,000
Eisenhower Street Drainage, new construction	\$ 130,000
Erosion and Storm Water Pollution Abatement	\$ 50,000
Floodway/Floodplain Study for Little River	\$ 150,000
High Hazard Dam Maintenance (annual)	\$ 20,000
Imhoff Creek Drainage Improvements, new construction	\$ 5,683,000
Subtotal Stormwater Drainage	\$ 6,869,000

<u>VII.    <u>TRANSPORTATION - SIGNALS AND INTERSECTIONS</u></u>	
Tecumseh: 12th Ave E to 700' East widening/signal	\$ 286,490
Boyd/Classen Intersection (w/o drain), reconstruction	\$ 175,000
Lindsey/Elm Intersection, reconstruction & upgrade	\$ 1,000,000
Subtotal - Transp. Signals and Intersections	\$ 1,461,490

UNPROGRAMMED CAPITAL IMPROVEMENTS

4/06/2017

City Cost    Est. City Cost  
Programmed   Unprogrammed

**VIII.    TRANSPORTATION - PATHS, SIDEWALKS, TRAILS**

36th Ave NW at Rock Creek Road trail/sidewalk	\$	49,000
Bike Paths and Rural Lanes		TBD
Brooks: Wylie to Pickard Sidewalk	\$	156,000
Constitution Sidewalk/Trail	\$	65,000
Flood: Dakota to Gray Sidewalk	\$	125,000
Flood Avenue Multi-Modal Path	\$	220,000
Greenbelt Trail System		TBD
Melrose: Garrison to Rosedale Sidewalk	\$	72,000
Oklahoma: Boyd to Brooks Sidewalk/Trail/drainage/repave	\$	226,000
Vine: Hollywood to McGee Sidewalk	\$	54,000
- Subtotal Transp. - Paths, Sidewalks, Trails	\$	967,000

**IX.    TRANSPORTATION - STREETS AND BRIDGES**

12th NW: Tecumseh to Rock Creek, four lanes, widening	\$	1,127,000
24th NE Bridge: ½ mi S of Tecumseh, replacement	\$	742,000
36th NE Bridge: ¼ mi S of Robinson St, replacement	\$	434,000
36th NE Bridge: ½ mi S of Indian Hill Rd, replacement	\$	362,000
48th E: Indian Hills to S.H. 9, rural principal arterial, widening	\$	6,730,000
48th NW: Indian Hills to Tecumseh, four lanes, widening	\$	3,870,000
48th NW: Tecumseh to Robinson, four lanes, widening	\$	3,348,000
48th SW Bridge: ½ mi S of Main, replacement	\$	111,000
60th NE Bridge: ½ mi S of Tecumseh Rd, replacement	\$	654,000
Berry: Robinson to Imhoff four lanes widening		TBD
Boyd/Pickard Bridge	\$	600,000
Classen: Lindsey to 3500' South, four lanes, gap paving	\$	1,605,000
Downtown Multi-Space Parking Meters	\$	360,000
Emergency Exit from Eagle Cliff - Extension of Cedar Ln: 12th to Jenkins	\$	10,000,000
Emergency Exit from Eagle Cliff - Extension of 12th: Eagle Cliff Add to Post Oak Rd	\$	10,000,000
Franklin Rd Bridge: 1/10th mi W of 36th NE, replacement	\$	763,000
Franklin: I35 Frontage Rd to 48 <sup>th</sup> Ave NW, four lanes, widening	\$	8,239,000
Indian Hill Road - 48th Ave NW to I-35	\$	3,600,000
James Garner Blvd.: Main to Tonhawa, two lanes, realignment		TBD
Jenkins: Constitution to Lindsey, four lanes, widening	\$	4,744,000
Lindsey: 24th SE to 36th SE, four lanes, widening	\$	4,000,000
Lindsey: Berry to Elm, three lanes, widening	\$	8,239,000
Lindsey: Jenkins to Elm, three lanes, reconstruction	\$	2,362,880
Porter Corridor Streetscape Improvements	\$	3,600,000
Railroad Accessibility Lindsey St., underpass, new construction		TBD
Robinson Street Bridge Aesthetics	\$	480,000
Rock Creek: 12th E to 24th E, four lanes, widening	\$	1,780,000
Tecumseh: 12th Ave NE to 700' East Widening/Signal	\$	286,490
Tecumseh Road Bridge Aesthetics	\$	480,000
Subtotal Transp. - Streets and Bridges	\$	78,517,370

UNPROGRAMMED CAPITAL IMPROVEMENTS  
4/06/2017

City Cost    Est. City Cost  
Programmed   Unprogrammed

<u>X.      WATER SYSTEM IMPROVEMENTS</u>		
10 PPB Blending and 8.5 MGD WTP		\$ 59,790,000
12 MGD Groundwater Treatment Plant	\$ 40,720,000	\$ 31,050,000
24th NE Waterline: Robinson to Alameda to Carter	\$ 1,520,000	\$ 5,080,000
3 MGD Groundwater Treatment Plant	\$ 16,364,000	\$ 2,696,000
Blending and Groundwater WTP		\$ 51,234,000
Blending Chromium to 20 PPB at WTP		\$ 4,418,000
Boyd/Pickard Project		\$ 38,500
Classen/Flood Waterline: Hwy 9 to Indian Hills		\$ 9,142,000
Lake Thunderbird Augmentation (Reuse)		\$ 87,885,000
Robinson Waterline: 24th NW to WTP	\$ 2,340,000	\$ 6,620,000
SE Oklahoma Water Supply		\$ 213,800,000
Update Water Supply Plan		\$ 500,000
Water Line Segment A		\$ 1,518,000
Waterline Improvements: OKC Second Feed		\$ 14,100,000
Waterline Maintenance Plan: 40 Year Plan	\$ 5,830,000	\$ 109,269,000
Waterline Replacement: Franklin: RR to 12th NW		\$ 1,780,000
Waterline Replacement: W Main: Flood to Interstate Dr		\$ 2,980,000
WDSI Segment H (12" along 12th NW from Rck Ck to Tec)		-\$ 312,000
WL Replacement - Along 12th Ave SE from Main to Morren (12")		\$ 411,000
WL Replacement - Along Boyd from College to Berry (16")		\$ 1,045,000
WL Replacement - Along Boyd from Jenkins to Oklahoma (4", 6", 12") And Along SW 24th from Bud Wilkinson to Brooks (12")		\$ 355,000
WL Replacement - Along East side of US-77: Rob to City Limits (16")		\$ 2,830,000
WL Replacement - Along Jenkins from Lindsey to Timberdell (12")		\$ 411,000
WL Replacement - Along Porter from Comanche to Dawes Crossing Porter at Eufaula and Symmes (12" - 16")		\$ 522,000
WL Replacement - Along Timberdell from Chautauqua to Pickard		\$ 236,000
WTP Raw Water Reservoir		\$ 24,180,000
WTP: Raw Waterline Phase 2		\$ 25,641,000
<b>Subtotal Water System Improvements</b>		<b>\$ 507,993,500</b>

UNPROGRAMMED CAPITAL IMPROVEMENTS

4/06/2017

City Cost    Est. City Cost  
Programmed    Unprogrammed

<u>XI.    WATER LINE MAINTENANCE</u>	
WL Rehab - Along Americana from Peters to cul-de-sac	\$    50,000
WL Rehab - Along Beaumont from Grill to 24th SE Ave	\$    80,000
WL Rehab - Along Cambridge from North Sherry Ave. to Woods	\$   147,600
WL Rehab - Along Chalmette Dr. from Chamber to Bull Run	\$   180,600
WL Rehab - Along Comanche from Porter to Peters	\$   100,000
WL Rehab - Along Dakota from Berry to North Sherry	\$   260,000
WL Rehab - Along Denison Dr. from Berry to North Sherry Ave.	\$   280,000
WL Rehab - Along Ferrill Ln. from Duffy to Ferrill Ln	\$   100,000
WL Rehab - Along Foreman Circle from Barbour to Dead End	\$    56,000
WL Rehab - Along Forest Dr. from Crestmont to Rosewood	\$   150,000
WL Rehab - Along Hayes from Flood to Railroad Tracks	\$    70,000
WL Rehab - Along Huron St. from Erie Ave. to Superior Ave	\$    90,000
WL Rehab - Along North Sherry Ave. from Iowa to Chaucer	\$   196,000
WL Rehab - Along Rolling Stone from Oakhurst to west cul-de-sac	\$    40,000
WL Rehab - Along Salsbury from Barbour to Berry	\$    20,000
Subtotal Water Line Maintenance.	\$   1,820,200

- <u>TOTAL ALL CITY UNPROGRAMMED CAPITAL IMPROVEMENTS</u>	\$   761,882,140
---	------------------

<u>UNPROGRAMMED UNIVERSITY NORTH PARK TIF PROJECTS</u>	
Cultural Facilities & Other Infrastructure	\$   8,750,000
Economic Development	\$   8,250,000
Lifestyle Center	\$   8,250,000
UNP Transportation Improvements	\$   9,550,601
Subtotal University North Park	\$   34,800,601

## GLOSSARY OF TERMS and ACRONYMS

**ACOG** – Association of Central Oklahoma Governments.

**ADA** – American Disabilities Act

**AERATION** – The addition of air or oxygen to water or wastewater, usually by mechanical means, increases dissolved oxygen levels and maintains aerobic conditions.

**ARR** – Arterial Road Recoupment.

**ASSETS** – Resources owned or held by the City, which have monetary value.

**BASIN** - An area defined by the network of sewer line segments that are tributary to and terminate at a designated and control point.

**BIOSOLIDS** – Solid organic matter recovered from municipal wastewater treatment that can be beneficially used, especially as a fertilizer. Biosolids are solids that have been stabilized within the treatment process, whereas sludge has not.

**BOND** - A written promise to pay a sum of money on a specific date and at a specified interest rate. The *interest* payments and the repayments of the principal are detailed in a bond ordinance. The most common types of bonds are general obligation (GO) and revenue (Water/Sewer) bonds. These are most frequently used for construction of large capital projects, such as buildings and streets.

**BUDGET** - A plan of financial operation embodying an estimate of proposed means of financing them. The term usually indicates a financial plan for a single fiscal year. The term “budget” is used in two senses in practice. Sometimes it designates the financial plan presented to the City Council for adoption and sometimes it designates the plan finally approved by the body. It is usually necessary to specify whether the budget under consideration is preliminary and tentative or whether the appropriating body has approved it.

**BUDGETARY CONTROL** - The control or management of the organization in accordance with an approved budget for the purpose of keeping expenditures within the limitations of available appropriations and available resources.

**CAPITAL IMPROVEMENT CHARGE (CIC)** – A charge placed upon all consumers and users for sewer or water service furnished by the City. The current CIC is \$1.00 per month for a residential customer. City code section 21-107(a)(1) requires the CIC amount to equal 60 percent of the actual monthly sewer charge for commercial and industrial customers. The CIC was implemented on March 24, 1970 as part of Ordinance 2156.

**CIP** – Capital Improvement Project or Capital Improvements Plan.

**CAPITAL OUTLAY** - Expenditures that result in the acquisition of or additions to fixed assets.

**CAPITAL PROJECT FUNDS** – An accounting fund type recommended by the Oklahoma Municipal Budget Act to account for financial resources segregated for the acquisition, construction or other improvement related to Capital Facilities other than those accounted for in Enterprise Funds and Trust Funds.

**CLEANOUT** - Outside access point on a property owner’s service lateral that allows for cleaning in the event of a blockage.

**COLLECTION SYSTEM** – In wastewater, a system of conduits, generally underground pipes, that receives and conveys sanitary wastewater and/or stormwater. In water supply, a system of conduits or canals used to capture a water supply and convey it to a common point.

**COMCD** – Central Oklahoma Master Conservancy District.

**CONNECTION FEE** – Previously known as the tap fee, was first developed in 1970. A charge for sewer or water connection based upon the size of the service line leading into and to be utilized for the furnishing of water or sewer to any use or structure. Monies received from the Connection charge are evenly divided between the City of Norman's Water and Wastewater funds. Collected fees are used to fund activities performed in both the water and sewer utility systems.

**CORE AREA** – The area bounded by Berry Road on the west, Robinson Street on the north, 12<sup>th</sup> Avenue on the east, and Constitution/Imhoff extended on the south.

**COST ALLOCATION** - Distribution of costs of centrally provided support services such as management, accounting, purchasing, payroll, information services and legal.

**DEBT SERVICE** - The City's obligation to pay the principal and interest of general obligation and revenue bonds according to a predetermined payment schedule.

**DISINFECTION** – The selective destruction of disease-causing microbes through the application of chemicals or energy.

**DIVISION** - A sub-section of a Department which carries out a specific line of work assigned to the Department.

**EFFLUENT** – Partially or completely treated water or wastewater flowing out of a basin or treatment plant.

**EID** – Environmental Information Document is the document which provides the basic information about a project and its environmental effects.

**ENCUMBRANCE** - A commitment related to unperformed contracts or goods or services. Encumbrances represent the estimated amount of expenditures ultimately to result if unperformed contracts in process are completed.

**ENTERPRISE FUND** - A fund established to account for operations that are financed and operated in a manner similar to private business enterprises, where the intent of the governing body is that the costs of providing goods or services to the general public on a continuing basis be financed or recovered primarily through user charges.

**EPA** – Environmental Protection Agency.

**EXCISE TAX** - An excise tax is any tax that is not an ad valorem tax and is generally imposed on the performance of an act, engaging in an occupation, or enjoying a privilege. An ad valorem property tax is a tax imposed on the basis of the "value of the article or thing taxed." An ad valorem tax is usually imposed at recurring intervals on the same piece of property.

**EXPENDITURES (EXPENSES)** - Decrease in net total assets. Expenses represent the total cost of operations during a period regardless of the timing of related expenditures.

**FACE VALUE (PAR, PRINCIPAL)** – The full amount of an investment security, usually appearing on the face of the instrument.

**FHWA** – Federal Highway Administration.

**FIDUCIARY FUNDS (TRUST & AGENCY FUNDS)** – An accounting fund type recommended by the Oklahoma Municipal Budget Act to account for assets held by the municipality as trustee or agent for individuals, private organizations or other governmental units or purposes.

**FISCAL YEAR (FY)** - The time period designated by the City signifying the beginning and ending period for recording financial transactions. The City of Norman has a fiscal year of July 1 through June 30.

**FIXED ASSETS** - Long-lived tangible assets obtained or controlled as a result of past transactions, events or circumstances. Fixed assets include buildings, equipment and improvements other than building and land.

**FUND** - A fiscal and accounting entity with a self-balancing set of accounts recording cash and other financial resources, together with all related liabilities and residual equities or balances, and changes therein, which are segregated for the purpose of carrying on specific activities or attaining certain objectives in accordance with special regulations, restrictions, or limitations.

**FUND BALANCE** - Fund Balance is the excess of assets over liabilities.

**FUND BALANCE - RESERVED FOR DEBT SERVICE** - A portion of fund balance that is legally restricted to the payment of long term debt principal and interest maturing in future years.

**GENERAL FUND** – An accounting fund type recommended by the Oklahoma Municipal Budget Act to account for all moneys received and disbursed for general governmental purposes.

**GENERAL OBLIGATION BONDS (GO or GOB)** - Legal debt instruments that finance a variety of public projects such as streets, buildings, and improvements. These bonds are backed by the full faith and credit of the issuing government and are financed through property tax revenues.

**HEADWORKS** – The initial structure and devices located at the receiving end of a water or wastewater treatment plant.

**HVAC** – Heating, ventilation and air conditioning.

**IAV** – Individually assessed vehicle.

**IMPACT FEES** – Set aside fees collected from developers causing infrastructure adjustments to the community. Monies to be used as the development further impacts the municipality.

**I/I** - An abbreviation for Infiltration and Inflow into the Sanitary Sewer System.

**INFILTRATION** - Groundwater that enters into the sanitary sewer through defects in the pipes and manholes such as cracks, separated joints, deteriorated manhole components, building foundation drains, and defective service laterals.

**INFLOW** - Surface stormwater that enters into the sanitary sewer through direct sources such as vented manhole covers, downspouts, area drains, and uncapped cleanouts.

**INFLUENT** – Water or wastewater flowing to a basin or treatment plant.

**INTERCEPTOR** - Sanitary sewer interceptors are those lines that convey sewage from neighborhood to neighborhood in route to the wastewater treatment plant. Pipe diameters are generally larger than lines placed within residential developments.

**INTERCEPTOR SEWER** - A sewer that receives flow from a number of other sewers or outlets for disposal or conveyance to a treatment plant.

**INTERGOVERNMENTAL REVENUE** - Grants, entitlements and cost reimbursements from another federal, state or local government.

**INTERNAL SERVICE FUND** - A fund used to account for the financing of goods or services provided by one department or agency to other departments of a government, on a cost-reimbursement basis.

**ISSUER** - A political subdivision (city, county, state, authority, etc.) that borrows money through the sale of bonds or notes. The Norman Utilities Authority and the Norman Municipal Authority are issuers of Revenue Bonds.

**LAND APPLICATION** - The disposal of wastewater or municipal solids onto land under controlled conditions.

**LEVY** - (Verb) To impose taxes, special assessments or service charges for the support of government activities. (Noun) The total amount of taxes, special assessments or service charges imposed by a government.

**LIABILITIES** - Debt or other legal obligations arising out of transactions in the past that must be liquidated, renewed, or refunded at some future date. This term does not include encumbrances.

**LIFT STATION** - A pumping facility that conveys wastewater flow, from an area that would not naturally drain to the wastewater treatment plant, into the gravity sewer system for delivery and treatment.

**LINE ITEM BUDGET** - A budget prepared along divisional line items focusing on what is to be bought.

**MATURITY** - The date the principal amount of an investment security becomes due and payable.

**NATIONAL POLLUTANT DISCHARGE ELIMINATION SYSTEM (NPDES)** - Program in the U.S. to issue, monitor, and enforce pretreatment requirements and discharge permits under the Clean Water Act.

**NON-EXCESSIVE I/I** - Measured inflow and infiltration within a sanitary sewer system that is considered more expensive to eliminate through rehabilitation than to transport and treat at the Municipality's wastewater treatment facilities.

**ODEQ** - Oklahoma Department of Environmental Quality.

**OG&E** - Oklahoma Gas and Electric Company.

**ODOT** - Oklahoma Department of Transportation.

**OPERATING BUDGET** - Plans of current expenditures and the proposed means of financing them. The annual operating budget is the primary means by which most of the financing acquisition, spending, and service delivery activities of the City are controlled. Municipalities are required by State Law to use annual operating budgets.

**OSHA** - Office of Safety and Health Administration.

**OVERFLOW** - A condition in which the wastewater flow rate in a sewer system exceeds the capacity of the sewer to the extent that raw wastewater is discharged directly to storm and drainage systems.



**PAYBACK ORDINANCE** – Ordinance (0-9697-30) allows the City Council to vote funds to pay costs of extending wastewater & water lines from an existing location to, along side or beyond the boundaries of a developer's new construction.

**PAYGO** – Cash basis of project funding, as opposed to incurring debt.

**PEAK FLOW** – Excessive flows experienced during hours of high demand; usually determined to be the highest 2-hour flow expected under any operational conditions.

**PROPERTY TAX** - Taxes levied on all real and personal property according to the property's valuation and the tax rate, in compliance with State Property Tax Code.

**PUBLIC SECTOR** - Those facilities operated and maintained by the Municipality.

**REAL PROPERTY** - Property classified by the State Property Tax Board including residential, single, and multi-family, vacant lots, acreage, farm and ranch improvements, commercial and industrial, and oil, gas, and other mineral reserves.

**REFUNDING** - A system by which a bond issue is redeemed by a new bond issue under conditions generally more favorable to the issuer (lower interest rate; fewer restrictions, etc.)

**REPLACEMENT COSTS** - The cost as of a certain date of a property which can render similar service (but which need not be of the same structural form) as the property to be replaced.

**RESERVE, DEBT** - A portion of fund balance equal to the average annual debt service requirement that has been reserved to provide assurance that resources are available to meet each fiscal year's debt service payment.

**RESERVE, CAPITAL** - A portion of fund balance equal to the average of the forecasted capital expenditures during the five year forecasted period has been reserved in each fiscal year budget to provide assurance that resources are available to provide for the normal replacement of depreciable assets.

**RESERVE, (DEFICIT)** - The amount by which fund balance does not meet all reserve requirements.

**RESERVE, LEGAL** - A portion of fund balance that may not be appropriated for expenditures or is legally segregated for a specific future use.

**RESERVE, OPERATING** - A portion of fund balance that has been reserved in each fiscal year budget to protect service delivery from unexpected revenue loss or expenditure requirement.

**RESERVE, SURPLUS** - A portion of fund balance that is not reserved for any specified purpose, and may be appropriated for one-time expenditures as needed.

**REVENUE** - Increases net total assets from other than expense refunds, capital contributions, and residual equity transfers. Funds received as income.

**REVENUE BONDS** - Legal debt instruments which finance public projects for such services as water or sewer. Revenues from the public project are pledged to pay principal and interest of the bonds.

**ROW** – Right of Way.

**SLUDGE** – Accumulated and concentrated solids generated within the wastewater treatment process that have not undergone a stabilization process.

**SPECIAL ASSESSMENT FUNDS** – An accounting fund type recommended by the Oklahoma Municipal Budget Act to account for the financing of public improvements or services deemed to benefit properties in a specified area, against which special assessments are levied.

**SPECIAL REVENUE FUNDS** – An accounting fund type recommended by the Oklahoma Municipal Budget Act to account for the proceeds of specific revenue sources and related expenditures separate and apart from other funds, but for which the specified revenues may be insufficient to meet the related expenditures.

**STATEWIDE REVOLVING FUND (SRF) LOANS** – Under the SRF program, municipalities can obtain up to 40 percent in matching funds for approved projects, when 60 percent of the construction costs can be obtained by the municipality on the open municipal bond market or from available funds of the municipality.

**STP-UZA** – Federal Surface Transportation Program (STP) funds sub allocated by formula to urbanized areas (UZA) with a population greater than 200,000. [Statutory Reference: Title 23, United States Code, 133(d)(3) and 133(f)] authorized under the Surface Transportation Act of 1990 as amended.

**SUBSIDY** – A gift or grant of public moneys to a private individual or corporation or to another governmental jurisdiction, or a gift or grant of moneys from one sub-entity to another within a governmental jurisdiction.

**SURCHARGE** - A condition in which the wastewater flow rate in a sewer system exceeds the capacity of the sewer lines to the extent that raw sewage begins to rise within manholes. A sewer surcharge is experienced in advance of a Backup and Overflow.

**TARGET AREA** - Area selected for further study under the sewer system evaluation survey (SSES).

**TAXES** - Compulsory charges levied by a government for the purpose of financing services performed for the common benefit.

**TIP** – Transportation Improvement Program is a three-year, prioritized listing of transportation needs in the TMA. The TIP is administered by ACOG, ODOT and FHWA.

**TMA** – Transportation Management Area is that area where ACOG plans for transportation needs.

**TMDL** – Total Maximum Daily Load is the amount of pollutants, from natural and man-made sources, which can be discharged to a specific body of water without causing harm to the water's quality or aquatic life. Any pollutant loading above the TMDL results in violation of applicable water quality standards.

**WASTEWATER TREATMENT PLANT INVESTMENT FEE (WWTPIF)** – A source of revenue for debt service and other capital and operational expenses of the Wastewater Treatment Plant improvements. The WWTPIF is the Norman Wastewater Utility's version of an impact fee that was authorized by Ordinance 9697-2 on July 23, 1996. The WWTPIF is a one-time charge paid at the time new homes or businesses are permitted for connection to the sewerage system.

**WPA** – Works Progress Administration.

**WW** – Wastewater.

**BACK COVER/DIVIDER PAGES:** In addition to ongoing City G.O. Bond and dedicated capital sales taxes, the citizens of Norman have also approved a dedicated one-half percent Public Safety Sales Tax which is paying for the replacement of the City's radio communications systems and for the construction of a new Emergency Operations/Dispatch Facility. **NORMAN FORWARD** will pay for major improvements to City park facilities and an expanded public art program. Federal Transportation Enhancement Grants will pay for major streetscape improvements in downtown Norman, and ongoing Community Development Block Grant Disaster Recovery funds are paying for major road and drainage improvements in rural Norman.

The City's water and water reclamation (wastewater) utility enterprises are proceeding with the construction of major new facilities to serve utility customers, including a major expansion of the Water Reclamation Facility and improvements to the City's water supply and distribution systems, and wastewater collection, conveyance and treatment systems. The University of Oklahoma is constructing major new housing facilities and improving its water, storm drainage and wastewater systems that are ultimately served by City of Norman utility systems.

## UNDER CONSTRUCTION

